Responsibility	Act ID	Description	Orig Dur	Early Start	Early Finish
General Area					
BOMBARD	1068	complete all termination and make up VAV's	2	22APR11	25APR11
BOMBARD	1078	Complete chill water connection to AHU 2 & 3	2	22APR11	25APR11
MOJAVE	1108	Complete electrical to AHU 2 & 3	3	26APR11	28APR11
BOMBARD	1118	Start up AHU 2 & 3	5	29APR11	05MAY11
KHS&S	1238	Restrooms hard lids are rocked	1	01APR11	01APR11
CITY INSP.	1248	Inspect hard lids in Restrooms	1	05APR11	05APR11
KHS&S	1258	Tape and Texture hard lids in Restrooms	5	05APR11	11APR11
KHS&S	1268	Paint hard lids in restrooms	2	12APR11	13APR11
ALL SUBS	1738	Complete Telecom Rooms 100 Finishes	5	20APR11	26APR11
KHS&S	1888	Relocate access panel RM. 1034	1	27APR11	27APR11
Area A					
KHS&S	958	Layout stone support walls in Lobby	1	24MAR11	24MAR11
KHS&S	968	Frame Support walls in Lobby	5	25MAR11	31MAR11
KHS&S	978	Layout Columns in Lobby	5	01APR11	07APR11
KHS&S	988	Frame columns in Lobby	1	08APR11	08APR11
KHS&S	998	Complete shaft wall framing and Drywall	5	11APR11	15APR11
HEINAMAN	1128	Layout main Entry columns F, F.5,G.5 and J	1	06APR11	06APR11
KHS&S	1138	Confirm, cordinate Heinaman's layout	1	07APR11	07APR11
KHS&S	1148	Frame Main Entry columns F, F.5,G.5 and J	5	08APR11	14APR11
BOMBARD	1158	R/I Main Entry columns canopy drain	1	15APR11	15APR11
MOJAVE	1168	R/I Main Entry Electrical/ Fire Alarm/Security	2	18APR11	19APR11
BOMBARD	1178	R/I Main Entry Duct Diffusers F.5 and G.5	3	20APR11	22APR11
CITY INSP.	1188	City Inspect R/I and framing	1	25APR11	25APR11
KHS&S	1198	Rock Main Entry Columns	5	26APR11	02MAY11
KHS&S	1208	Fire tape Main Entry Columns	2	03MAY11	04MAY11
HEINAMAN	1218	Clad Main Entry Columns for store front	10	05MAY11	18MAY11
Area C					
MOJAVE	1038	Remove Cable tray from Corridors	2	04APR11	05APR11
KHS&S	1058	Finish tape and finish level 4 corridors	5	06APR11	12APR11
Area D					
KHS&S	1098	KHS&S RFI sound rated soffit needs resolved	1	24MAR11	24MAR11
Level 2					

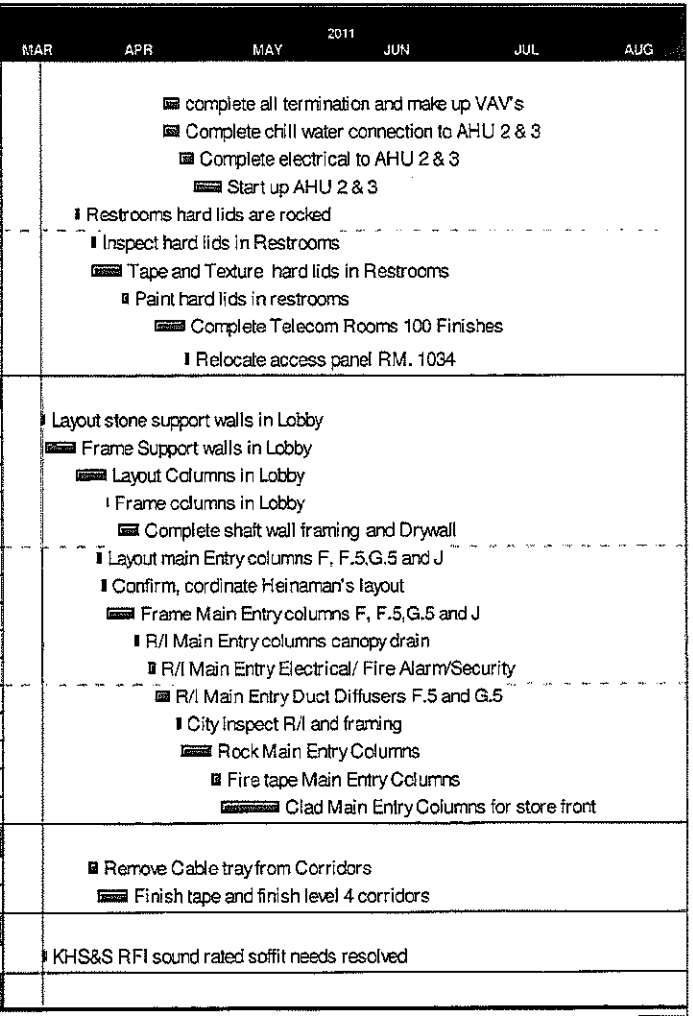

Run date 06APR11
Page number 7A
© Primavera Systems, Inc.

The Whiting-Turner Contracting Co.
LVCH 4 Week Schedule

Early bar
Progress bar
Critical bar
Summary bar
Start milestone point
Finish milestone point

Docket 61715 Document 2015-18542 JA 00005690 MOJ01914

Responsibility	Act ID	Description	Orig Dur	Early Start	Early Finish
General Area					
BOMBARD	1588	complete all termination and make up VAV's	2	25APR11	26APR11
BOMBARD	1598	Complete chill water connection to AHU 6	2	29APR11	02MAY11
MOJAVE	1608	Complete electrical to AHU 6	3	03MAY11	05MAY11
BOMBARD	1618	Start up AHU 6	5	06MAY11	12MAY11
ALL SUBS	1748	Complete Telecom Rooms 100 Finishes	5	20APR11	26APR11
ALL SUBS	1788	Start work Bulletin 7 ALL AREAS	5	20APR11	26APR11
MOJAVE	1898	Layout all lighting for KHS&S	1	04APR11	04APR11
BOMBARD	1908	Layout all Access panels for KHS&S	1	04APR11	04APR11
KHS&S	2018	Relocate access panel Room 2055	1	05APR11	05APR11
KHS&S	2028	Relocate access room 2010	1	06APR11	06APR11
BOMBARD	2038	Issue with Duct in 2048 to low	1	07APR11	07APR11
Area A					
KHS&S	1048	Finish Taping Walls Level 4	5	11APR11	15APR11
KHS&S	1328	Complete shaft wall framing	4	18APR11	21APR11
CITY INSP.	1338	Inspect Shaft wall Framing	1	22APR11	22APR11
KHS&S	1358	Tape and Finish Shaft walls	4	25APR11	28APR11
Area C					
KHS&S	1368	Install Drywall B.O.H walls	4	11APR11	14APR11
W-T	1458	Resolve low beam ceiling height issue.	4	11APR11	14APR11
KHS&S	1468	Complete skylight framing	3	15APR11	19APR11
W-T	1478	Resolve diffuser slot opening at serpentine wall	4	11APR11	14APR11
KHS&S	1488	Continue Framing serpentine Prefunction wall	10	15APR11	28APR11
2040 Council Chambers					
KHS&S	1348	Install Isolation Compression Posts @ Sound lid	5	11APR11	15APR11
CITY INSP.	1408	Inspect ceiling system for Drywall to start	1	18APR11	18APR11
KHS&S	1417	Fire and Sound Caulk all penitrations	3	19APR11	21APR11
KHS&S	1418	Install two layers of drywall at sound lid	5	22APR11	28APR11
KHS&S	1428	Fire tape sound lid/ Sound caulk Perimeter	2	25APR11	26APR11
KHS&S	1438	Install black cotton glued to sound lid	5	25APR11	29APR11
Level 3					
General Area					
BOMBARD	1008	Install 3 NAE & NCE HVAC Controls	5	25APR11	29APR11

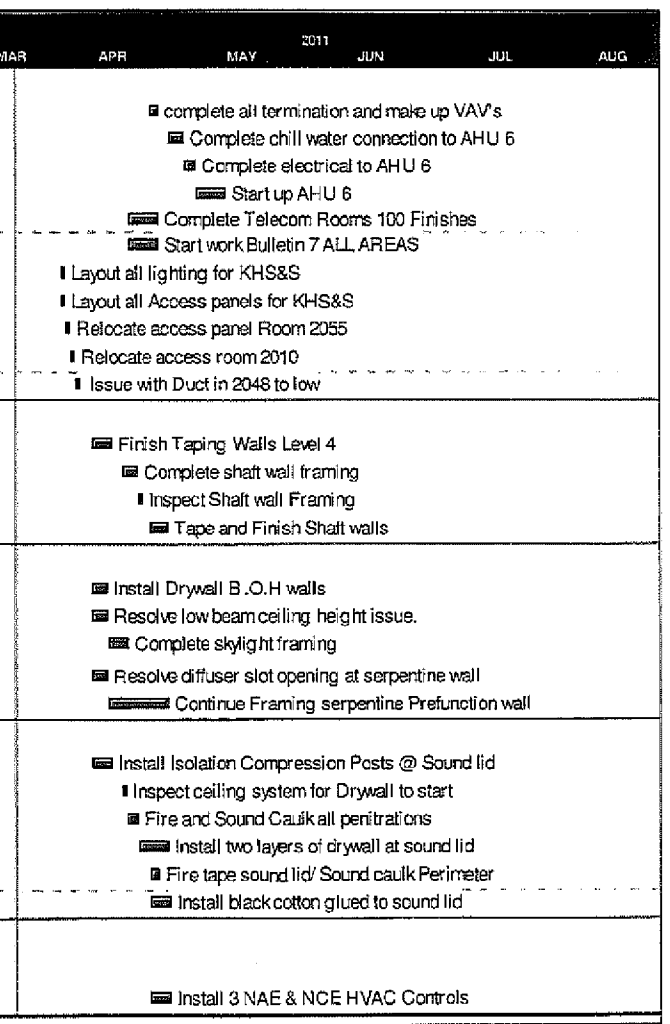

Run date 06APR11
Page number 8A
© Primavera Systems, Inc.

The Whiting-Turner Contracting Co.
LVCH 4 Week Schedule

Early bar
Progress bar
Critical bar
Summary bar
Start milestone point
Finish milestone point

Responsibility	Act ID	Description	Orig Dur	Early Start	Early Finish
MOJAVE	1498	Determine Emergency power for NAE's	1	02MAY11	02MAY11
BOMBARD	1508	Complete power to NAE and NCE's	2	03MAY11	04MAY11
MOJAVE	1518	complete all termination and make up VAV's	5	05MAY11	11MAY11
BOMBARD	1628	Complete chill water connection to AHU 7	2	06MAY11	09MAY11
BOMBARD	1638	Complete electrical to AHU 7	2	10MAY11	11MAY11
BOMBARD	1648	Start up AHU 7	5	12MAY11	18MAY11
ALL SUBS	1758	Complete Telecom Rooms 100 Finishes	5	26APR11	02MAY11
MOJAVE	1918	Layout lighting for KHS&S	1	05APR11	05APR11
BOMBARD	1928	Layout access panels for KHS&S	1	05APR11	05APR11
MOJAVE	2048	Layout drywall removal for Bulletin 10	1	06APR11	06APR11
KHS&S	2188	Install fire safing &fire caulkwall penitration	5	07APR11	13APR11
General Area					
BOMBARD	1018	complete all termination and make up VAV's	5	20APR11	26APR11
BOMBARD	1808	Complete chill water connection to AHU 8	2	06MAY11	09MAY11
MOJAVE	1818	Complete electrical to AHU 8	3	10MAY11	12MAY11
BOMBARD	1828	Start up AHU 8	5	13MAY11	19MAY11
ALL SUBS	1838	Complete Telecom Rooms 100 Finishes	5	27APR11	03MAY11
MOJAVE	1938	Layout lighting for KHS&S	1	05APR11	05APR11
BOMBARD	1948	Layout access panels for KHS&S	1	05APR11	05APR11
ALL SUBS	2058	In wall rough-in signed off	1	05APR11	05APR11
KHS&S	2078	Bulletin 10 drywall and finish taping level 4	5	06APR11	12APR11
KHS&S	2198	Install fire safing &fire caulkwall penitration	5	13APR11	19APR11
General Area					
BOMBARD	1028	complete all termination and make up VAV's	5	20APR11	26APR11
BOMBARD	1848	Complete chill water connection to AHU 9	2	29APR11	02MAY11
MOJAVE	1858	Complete electrical to AHU 9	3	03MAY11	05MAY11
BOMBARD	1868	Start up AHU 9	5	06MAY11	12MAY11
ALL SUBS	1878	Complete Telecom Rooms 100 Finishes	5	28APR11	04MAY11
MOJAVE	1958	Layout lighting for KHS&S	1	05APR11	05APR11
BOMBARD	1968	Layout access panels for KHS&S	1	05APR11	05APR11
ALL SUBS	2088	In wall rough-in signed off	1	06APR11	06APR11

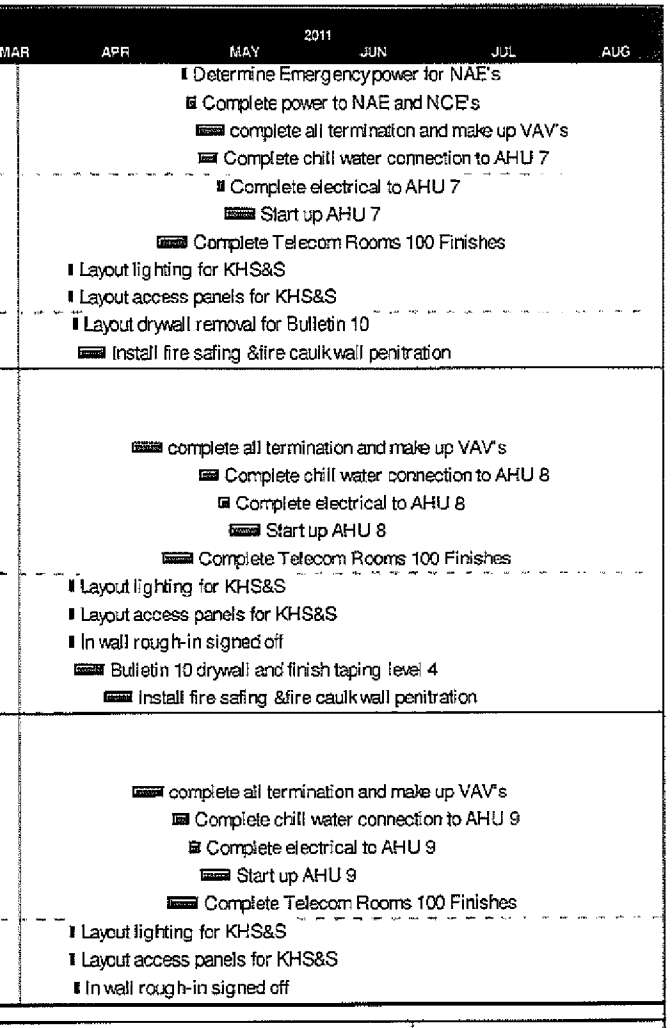

Run date 06APR11
Page number 9A
© Primavera Systems, Inc.

The Whiting-Turner Contracting Co.
LVCH 4 Week Schedule

Early bar
Progress bar
Critical bar
Summary bar
Start milestone point
Finish milestone point

Responsibility	Act ID	Description	Orig Dur	Early Start	Early Finish
KHS&S	2098	Bulletin 10 drywall and finish taping level 4	5	07APR11	13APR11
KHS&S	2208	Install fire safing &fire caulk wall penitration	5	14APR11	20APR11
Level 10					
General Area					
BOMBARD	1448	Install 3 NAE & NCE HVAC Controls	5	27APR11	03MAY11
MOJAVE	1528	Determine Emergency power for NAE's	1	04MAY11	04MAY11
MOJAVE	1538	Complete power to NAE and NCE's	2	05MAY11	06MAY11
BOMBARD	1548	complete all termination and make up VAV's	5	09MAY11	13MAY11
BOMBARD	1678	Complete chill water connection to AHU 10	2	29APR11	02MAY11
MOJAVE	1688	Complete electrical to AHU 10	3	03MAY11	05MAY11
BOMBARD	1698	Start Up AHU 10	5	06MAY11	12MAY11
ALL SUBS	1768	Complete Telecom Rooms 100 Finishes	5	29APR11	05MAY11
MOJAVE	1978	Layout lighting for KHS&S	1	06APR11	06APR11
BOMBARD	1988	Layout access panels for KHS&S	1	06APR11	06APR11
ALL SUBS	2108	In wall rough-in signed off	1	07APR11	07APR11
KHS&S	2118	drywall and finish taping all Areas level 4	5	08APR11	14APR11
KHS&S	2218	Install fire safing &fire caulk wall penitration	5	15APR11	21APR11
Level 11					
General Area					
BOMBARD	1668	complete all termination and make up VAV's	5	10MAY11	16MAY11
BOMBARD	1708	Complete chill water connection to AHU 11	2	29APR11	02MAY11
MOJAVE	1718	Complete electrical to AHU 11	3	03MAY11	05MAY11
BOMBARD	1728	Start Up AHU 11	5	06MAY11	12MAY11
ALL SUBS	1778	Complete Telecom Rooms 100 Finishes	5	02MAY11	06MAY11
BOMBARD	1798	Complete install of Mayors balcony drains	1	05APR11	05APR11
MOJAVE	1998	Layout lighting for KHS&S	1	06APR11	06APR11
BOMBARD	2008	Layout access panels for KHS&S	1	06APR11	06APR11
ALL SUBS	2128	In wall rough-in signed off	1	07APR11	07APR11
KHS&S	2129	Complete core framing walls and restrooms walls	5	05APR11	11APR11
KHS&S	2138	drywall and finish taping all areas level 4	5	12APR11	18APR11
KHS&S	2228	Install fire safing &fire caulk wall penitration	5	19APR11	25APR11
Level 12					
General Area					

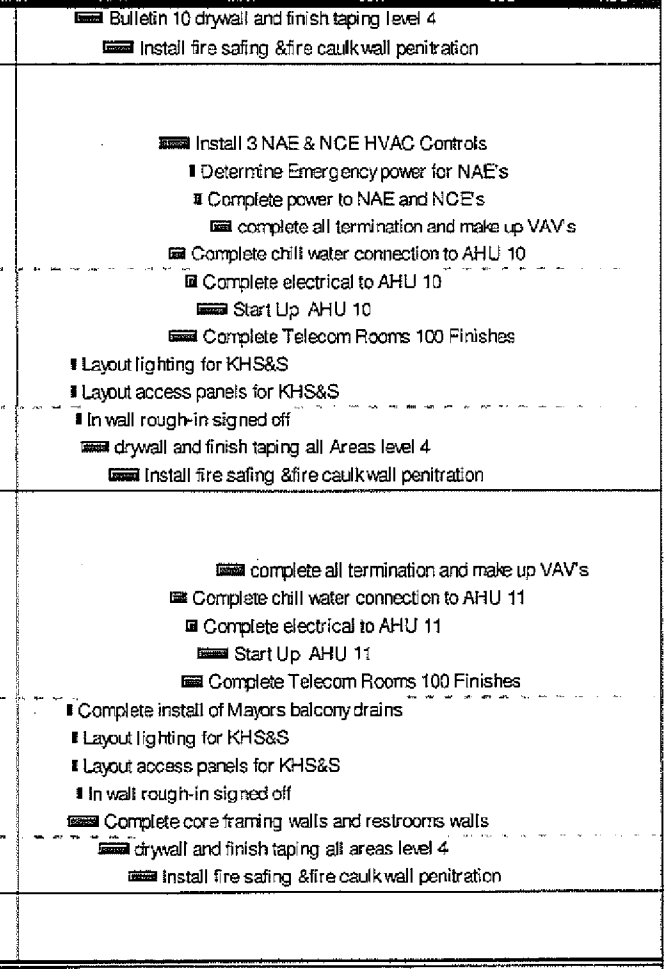

Run date 06APR11
Page number 10A
© Primavera Systems, Inc.

The Whiting-Turner Contracting Co.
LVCH 4 Week Schedule

Early bar
Progress bar
Critical bar
Summary bar
Start milestone point
Finish milestone point

Responsibility	Act ID	Description	Orig Dur	Early Start	Early Finish
KHS&S	1658	Complete framing /drywall at Elevator Lobby	5	27APR11	03MAY11
Stairwells					
Stair #1 (BRAND STAIR)					
SME	658	Recieve Permit from City and resume work	5	11APR11	15APR11
Stair # 2					
MOJAVE	398	All Electrical R/I signed off Complete	1	01APR11	01APR11
BOMBARD	418	All Mechanical and Plumbing R/I signed off	1	04APR11	04APR11
KHS&S	428	Drywall stairwell from Basement up to level 7	4	05APR11	08APR11
KHS&S	438	T&M work starts for added layers B up to 8.	5	11APR11	15APR11
KHS&S	448	Build scaffold on level 8	1	18APR11	18APR11
KHS&S	458	Drywall level 8 and T&M added layers on 8	1	19APR11	19APR11
KHS&S	468	Tape and finish level 4 Stairwell B up to 8	5	20APR11	26APR11
KHS&S	608	Texture walls for paint	5	27APR11	03MAY11
KHS&S	618	Take down Scaffold on level 8	1	04MAY11	04MAY11
Stair #3A					
MOJAVE	408	All Electrical R/I signed off Complete	1	04APR11	04APR11
BOMBARD	488	All Mechanical and Plumbing R/I signed off	1	05APR11	05APR11
KHS&S	498	Drywall basement to Level 1.5 Mezz	4	06APR11	11APR11
KHS&S	508	Taping level 4 finish	5	12APR11	18APR11
KHS&S	518	Texture walls for paint	2	19APR11	20APR11
Stair #3B					
MOJAVE	118	All Electrical R/I signed off Complete	1	05APR11	05APR11
BOMBARD	528	All Mechanical and Plumbing R/I signed off	1	06APR11	06APR11
KHS&S	538	Drywall basement to Level 5	4	07APR11	12APR11
KHS&S	548	T&M work starts for added layers B up to 6.	1	13APR11	13APR11
KHS&S	558	Build scaffold on level 6	1	14APR11	14APR11
KHS&S	568	Drywall level 6 and T&M added layers on 6	4	15APR11	20APR11
KHS&S	578	Tape and finish level 4 Stairwell B up to 6	5	21APR11	27APR11
KHS&S	598	Texture walls for paint	2	28APR11	29APR11
KHS&S	628	Take down Scaffold on level 6	1	02MAY11	02MAY11
Stair #4					
ALL SUBS	648	Complete stair 4 100% ready for paint	5	13APR11	19APR11

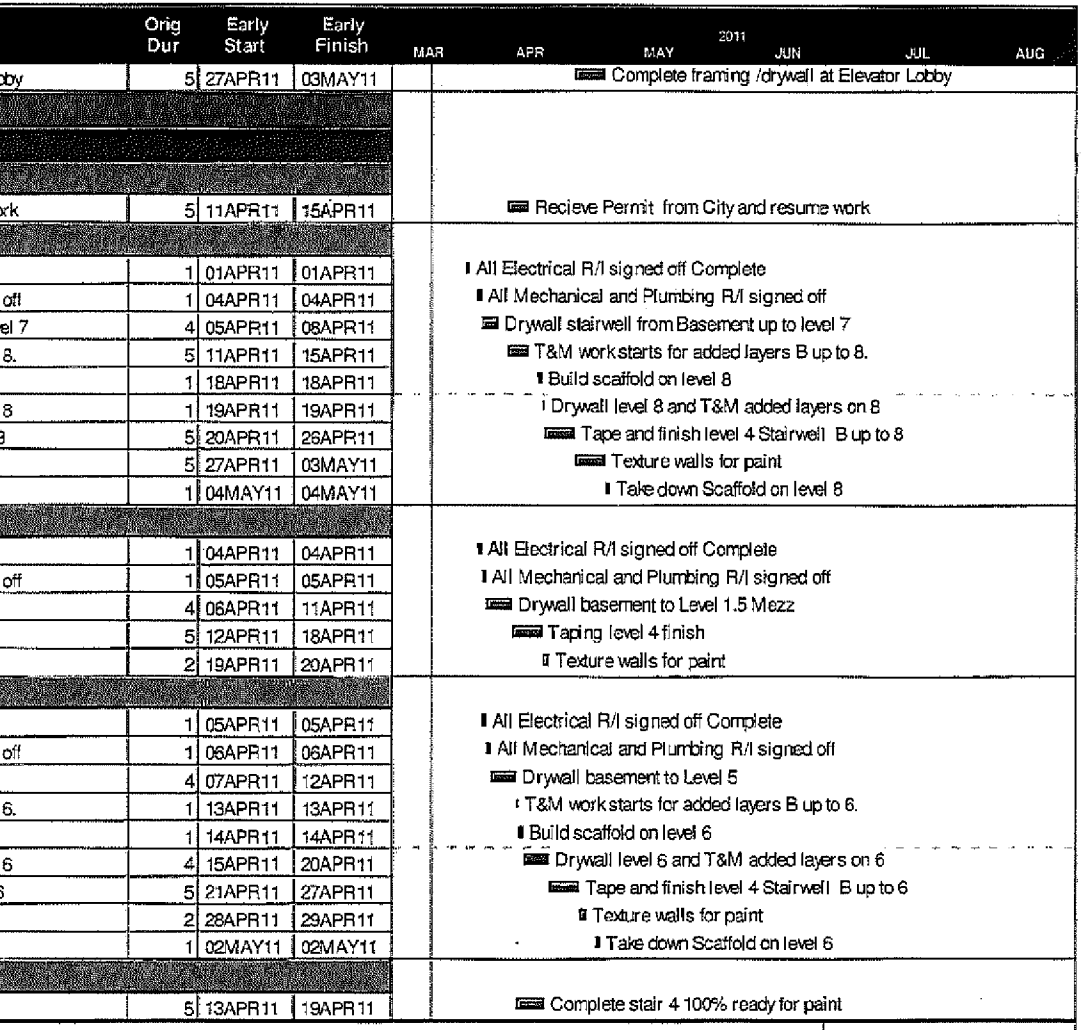

Run date 06APR11
Page number 11A
© Primavera Systems, Inc.

The Whiting-Turner Contracting Co.
LVCH 4 Week Schedule

Early bar
Progress bar
Critical bar
Summary bar
Start milestone point
Finish milestone point

Responsibility	Act ID	Description	Orig Dur	Early Start	Early Finish
Stair #5					
ALL SUBS	668	Complete stair 5 100% ready for paint	5	20APR11	26APR11
Stair # 6					
MOJAVE	638	Pull conductors on wall for Lights	3	13APR11	15APR11
MOJAVE	878	Install Lights	5	18APR11	22APR11
SME	888	Install Handrails	5	25APR11	29APR11
COMMERCIAL	898	Install Waterproofing	5	13APR11	19APR11
COMMERCIAL	908	Install Pavers	10	20APR11	03MAY11
5' Wall Leave Out @ Curtain Wall					
Level 1					
Area A 5' Leave Out Crew					
KHS&S	48	Crew to start working counter clockwise	1	18APR11	18APR11
KHS&S	388	Complete end of wall framing	1	18APR11	18APR11
KHS&S	478	Install end of wall in-Fill piece against Curt.	1	18APR11	18APR11
KHS&S	758	Install box header above Window Shade	1	18APR11	18APR11
SW SUN CNT	778	Install Window shade detail 3/AI9.07.01	1	18APR11	18APR11
HEINAMAN	868	Install Curtain wall Stool Trim	1	19APR11	19APR11
KHS&S	918	Install 1-1/2" Mtl.studs at Window Sill 5/A9.08.	1	20APR11	20APR11
MOJAVE	928	R/I walls Electrical	1	21APR11	21APR11
CITY INSP.	938	Inspect walls	1	22APR11	22APR11
KHS&S	948	Install Gyp on 1-1/2" metal studs	1	25APR11	25APR11
KHS&S	2148	Tape and mud walls level 4 finish	5	26APR11	02MAY11
KHS&S	2158	Shoot texture on walls	1	03MAY11	03MAY11
KHS&S	2168	Paint walls	1	04MAY11	04MAY11
MOJAVE	2178	Install electrical trim, cover plates .	1	05MAY11	05MAY11
Area B 5' Leave Out Crew					
KHS&S	1-100	Crew to start working counter clockwise	1	20APR11	20APR11
KHS&S	1-110	Complete end of wall framing	1	20APR11	20APR11
KHS&S	1-120	Install end of wall in-Fill piece against Curt.	1	20APR11	20APR11
KHS&S	1-130	Install box header above Window Shade	1	21APR11	21APR11
SW SUN CNT	1-140	Install Window shade detail 3/AI9.07.01	1	22APR11	22APR11
HEINAMAN	1-150	Install Curtain wall Stool Trim	1	25APR11	25APR11
KHS&S	1-160	Install 1-1/2" Mtl.studs at Window Sill 5/A9.08.	1	26APR11	26APR11

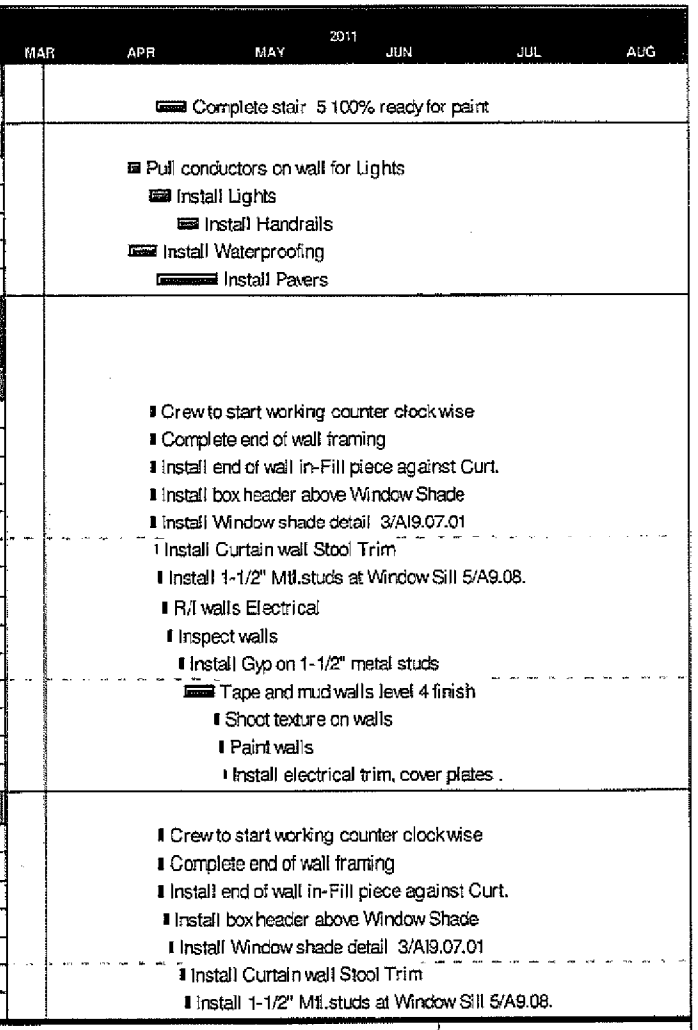

Run date 06APR11
Page number 12A
© Primavera Systems, Inc.

The Whiting-Turner Contracting Co.
LVCH 4 Week Schedule

Early bar
Progress bar
Critical bar
Summary bar
Start milestone point
Finish milestone point

J56.1-517

Responsibility	Act ID	Description	Orig Dur	Early Start	Early Finish
MOJAVE	1-170	R/I walls Electrical	1	27APR11	27APR11
CITY INSP.	1-180	Inspect walls	1	28APR11	28APR11
KHS&S	1-190	Install Gyp on 1-1/2" metal studs	1	29APR11	29APR11
KHS&S	1-200	Tape and mud walls level 4 finish	5	02MAY11	06MAY11
KHS&S	1-210	Shoot texture on walls	1	09MAY11	09MAY11
KHS&S	1-220	Paint walls	1	10MAY11	10MAY11
MOJAVE	1-230	Install electrical trim, cover plates .	1	11MAY11	11MAY11
Area A 5' Leave Out Crew					
KHS&S	2-100	Crew to start working counter clock wise	1	22APR11	22APR11
KHS&S	2-110	Complete end of wall framing	1	22APR11	22APR11
KHS&S	2-120	Install end of wall in-Fill piece against Curt.	1	22APR11	22APR11
KHS&S	2-130	Install box header above Window Shade	1	22APR11	22APR11
SW SUN CNT	2-140	Install Window shade detail 3/AI9.07.01	1	25APR11	25APR11
HEINAMAN	2-150	Install Curtain wall Stool Trim	1	26APR11	26APR11
KHS&S	2-160	Install 1-1/2" Mtl.studs at Window Sill 5/A9.08.	1	27APR11	27APR11
MOJAVE	2-170	R/I walls Electrical	1	28APR11	28APR11
CITY INSP.	2-180	Inspect walls	1	29APR11	29APR11
KHS&S	2-190	Install Gyp on 1-1/2" metal studs	1	02MAY11	02MAY11
KHS&S	2-200	Tape and mud walls level 4 finish	5	03MAY11	09MAY11
KHS&S	2-210	Shoot texture on walls	1	10MAY11	10MAY11
KHS&S	2-220	Paint walls	1	11MAY11	11MAY11
MOJAVE	2-230	Install electrical trim, cover plates .	1	12MAY11	12MAY11
Area B 5' Leave Out Crew					
KHS&S	3-100	Crew to start working counter clock wise	1	26APR11	26APR11
KHS&S	3-110	Complete end of wall framing	1	27APR11	27APR11
KHS&S	3-120	Install end of wall in-Fill piece against Curt.	1	27APR11	27APR11
KHS&S	3-130	Install box header above Window Shade	1	27APR11	27APR11
SW SUN CNT	3-140	Install Window shade detail 3/AI9.07.01	1	28APR11	28APR11
HEINAMAN	3-150	Install Curtain wall Stool Trim	1	29APR11	29APR11
KHS&S	3-160	Install 1-1/2" Mtl.studs at Window Sill 5/A9.08.	1	02MAY11	02MAY11
MOJAVE	3-170	R/I walls Electrical	1	03MAY11	03MAY11
CITY INSP.	3-180	Inspect walls	1	04MAY11	04MAY11

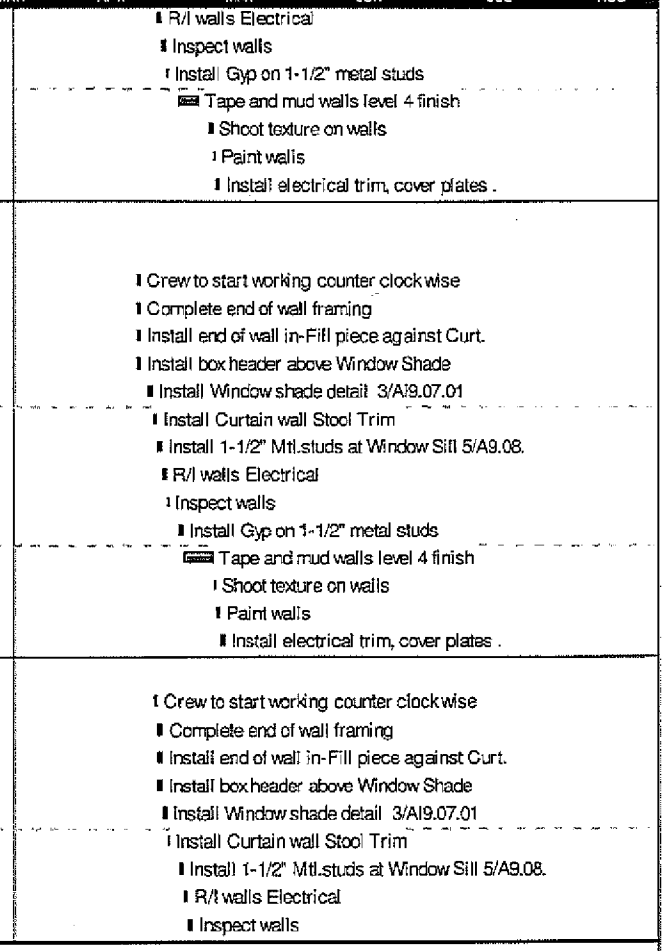

Run date 06APR11
Page number 13A
© Primavera Systems, Inc.

The Whiting-Turner Contracting Co.
LVCH 4 Week Schedule

Early bar
Progress bar
Critical bar
Summary bar
Start milestone point
Finish milestone point

Responsibility	Act ID	Description	Orig Dur	Early Start	Early Finish
KHS&S	3-190	Install Gyp on 1-1/2" metal studs	1	05MAY11	05MAY11
KHS&S	3-200	Tape and mud walls level 4 finish	5	06MAY11	12MAY11
KHS&S	3-210	Shoot texture on walls	1	13MAY11	13MAY11
KHS&S	3-220	Paint walls	1	16MAY11	16MAY11
MOJAVE	3-230	Install electrical trim, cover plates .	1	17MAY11	17MAY11
Single Line Electrical Distribution					
MOJAVE	88	Lock Out Tag Out proceedure is Active	1	24MAR11	24MAR11
MOJAVE	258	MSA and MSB Main Distribution Panels HOT	1	25MAR11	25MAR11
MOJAVE	259	Level 8 Mech Room Weather tight for Inspector.	1	28MAR11	28MAR11
MOJAVE	268	MSB Hot to Panel HDPRBA level 8 hot to pumps	1	29MAR11	29MAR11
MOJAVE	278	Power Pumps to operate Flush level 8 HOT	1	30MAR11	30MAR11
MOJAVE	288	Power panels level 8 Hot to bumb Mech Equipment	1	31MAR11	31MAR11
BOMBARD	308	Boiler's wired for wrong voltage, RFI 0631	1	29MAR11	29MAR11
MOJAVE	698	RFI 0631 powers Boiler pumps 7-12 from LRBA	1	30MAR11	30MAR11
MOJAVE	708	Panel LRBA-Circuits 22 thru 42, in Rm. 808	1	31MAR11	31MAR11
MOJAVE	718	Install conduit & pull wires, pumps to panel	3	01APR11	05APR11
MOJAVE	728	Terminate wires for pumps in panel LRBA	2	06APR11	07APR11
MOJAVE	738	Pumps are internal with boilers now	1	08APR11	08APR11
MOJAVE	748	Boiler pumps 7-12 Hot	1	11APR11	11APR11
MOJAVE	788	All Panels 8th floor hot	1	12APR11	12APR11
MOJAVE	796	Hampton Tedder Tested out all Gear	1	12APR11	12APR11
Mechanical Start Up					
BOMBARD	588	Mechanical Equipement prefunction Reports done	1	24MAR11	24MAR11
BOMBARD	678	Cooling Tower started	5	25MAR11	31MAR11
BOMBARD	688	Boilers started	5	28MAR11	01APR11
BOMBARD	808	Chillers started	5	29MAR11	04APR11
BOMBARD	818	EC-1 Started	5	29MAR11	04APR11
BOMBARD	828	FC-32,29,31,30,33,26,25,27,28 Started	5	29MAR11	04APR11
BOMBARD	838	WSHP-12 Started	3	30MAR11	01APR11

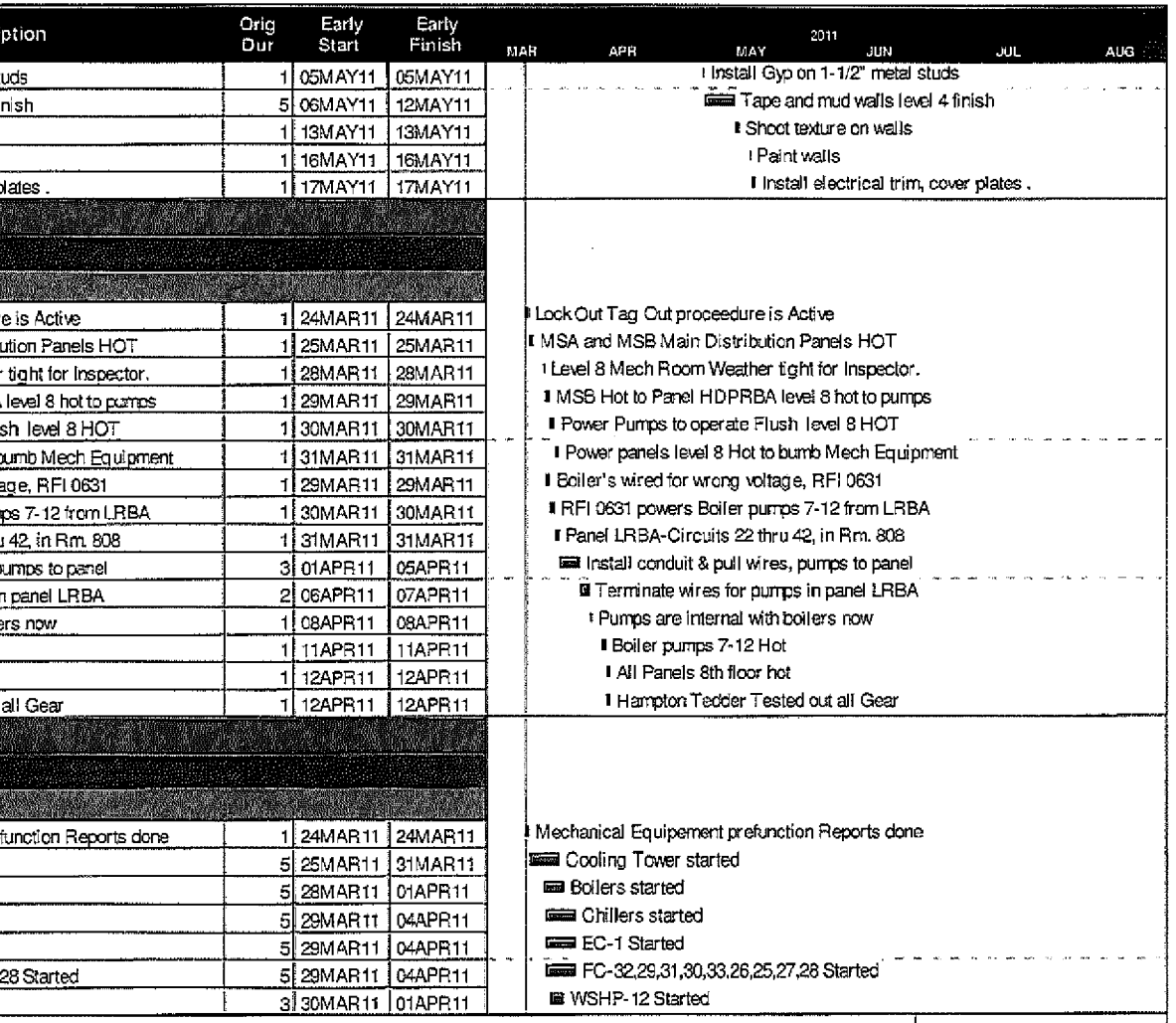

Run date 06APR11
Page number 14A
© Primavera Systems, Inc.

The Whiting-Turner Contracting Co.
LVCH 4 Week Schedule

Early bar
Progress bar
Critical bar
Summary bar
Start milestone point
Finish milestone point

Responsibility	Act ID	Description	Orig Dur	Early Start	Early Finish
BOMBARD	848	CCF-1 and 3 started	3	31MAR11	04APR11
MOJAVE	858	Install all VFD's on Level 8 100% completed	7	30MAR11	07APR11
Smoke Intake/Exhaust Shaft Enclosures					
General Area					
BOMBARD	298	Completed	1	24MAR11	24MAR11
Chill Hot Gas Domestic Riser Shafts					
General Area					
BOMBARD	108	complete	10	24MAR11	06APR11
Elevators 1-8					
General Area					
OTIS	128	Complete Rail Installation 1-4	5	08APR11	14APR11
MOJAVE	131	Supply power to elevator 3 and 4	1	08APR11	08APR11
OTIS	138	Construct Elevator Cab shells 1-4	50	08APR11	17JUN11
OTIS	148	Drop Test and Ispections	2	20JUN11	21JUN11
MOJAVE	158	Supply power to Elevators 7 and 8	2	08APR11	11APR11
OTIS	168	Construct Elevator cab shells 7 & 8	1	29APR11	29APR11
OTIS	178	Complete Rail Installation 7 & 8	30	02MAY11	13JUN11
OTIS	188	Construct Elevator cab shells 7 & 8	35	14JUN11	02AUG11
OTIS	198	Drop Test and Ispections	1	03AUG11	03AUG11
OTIS	208	Start Cab Insteriors	25	04AUG11	08SEP11
Interior Finish Build Out					
BASEMENT					
001 Parking					
URATA	74	sack and patch roof, level B class finish	1	13APR11	13APR11
KHS&S	304	paint walls	1	14APR11	14APR11
MOJAVE	344	electrical	1	15APR11	15APR11
BOMBARD	474	mechanical	1	18APR11	18APR11

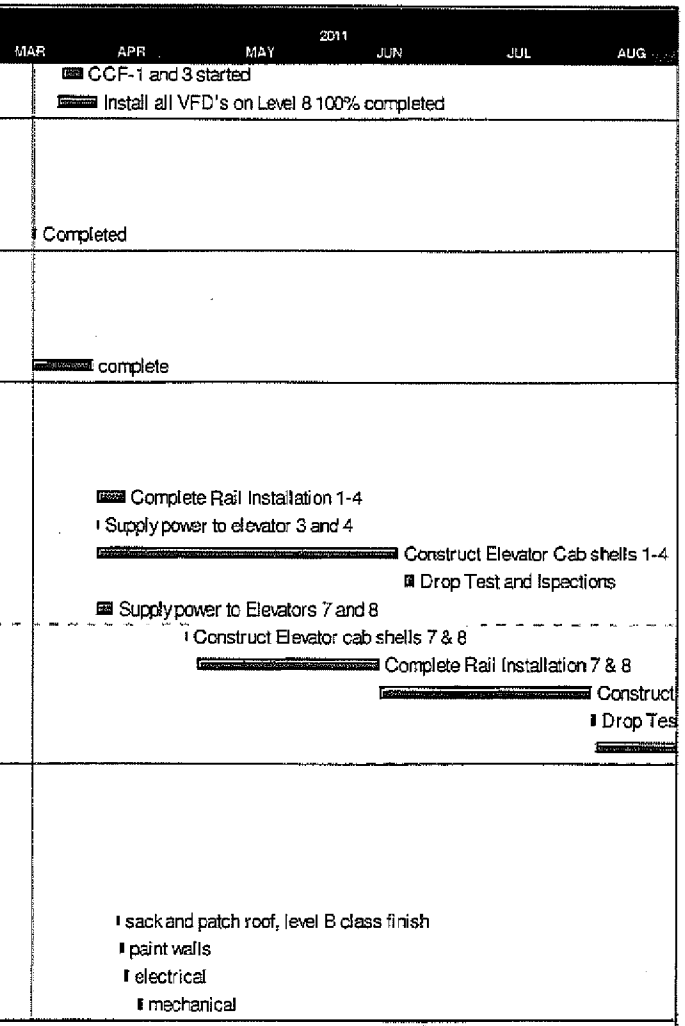

Run date 06APR11
Page number 15A
© Primavera Systems, Inc.

The Whiting-Turner Contracting Co.
LVCH 4 Week Schedule

Early bar
Progress bar
Critical bar
Summary bar
Start milestone point
Finish milestone point

Responsibility	Act ID	Description	Orig Dur	Early Start	Early Finish
BOMBARD	494	duct installation	1	19APR11	19APR11
URATA	504	Clean off all overhead MEP	1	20APR11	20APR11
ALL SUBS	514	Clear out all material	1	21APR11	21APR11
0002 Storage					
KHS&S	84	Paint Walls	1	08APR11	08APR11
KHS&S	904	Install Install suspended ceiling	1	11APR11	11APR11
MOJAVE	944	Install light fixtures	1	12APR11	12APR11
MOJAVE	964	Trim out electrical outlets and switches	1	13APR11	13APR11
MOJAVE	974	Install Fire alarm	1	14APR11	14APR11
MOJAVE	984	Power fed out of panel , in E room	1	15APR11	15APR11
MOJAVE	994	Install hvac diffusers, supply and return	1	18APR11	18APR11
MOJAVE	1004	VAV , AHU Powered out of room, panel	1	19APR11	19APR11
DH PACE	1014	Install door and hardware	1	20APR11	20APR11
J&R	1024	Install flooring	1	21APR11	21APR11
J&R	1034	Install rubber base	1	22APR11	22APR11
0005 Telecom					
KHS&S	114	Install fire treated plywood on all walls	4	31MAR11	05APR11
MOJAVE	674	Install telecom Ladder Racks	2	06APR11	07APR11
MOJAVE	684	Install telephone outlet on South wall	1	06APR11	06APR11
MOJAVE	704	Install Voice Termination A/T4.01 S.Wall	1	06APR11	06APR11
MOJAVE	1984	Install O.H. C1 lights fed out of EHBA-10	1	06APR11	06APR11
MOJAVE	1994	Install switch on East wall	1	06APR11	06APR11
MOJAVE	2014	Install 3 wall outlets	1	06APR11	06APR11
MOJAVE	2024	Install 8 outlets to center ladder rack	1	06APR11	06APR11
MOJAVE	2034	R/I Electrical CRAH-6	1	06APR11	06APR11
MOJAVE	2044	Install space sensor south wall	1	07APR11	07APR11
BOMBARD	2064	R/I Control conduit and cable to CRAH-6	1	07APR11	07APR11
MOJAVE	2084	Install RF-2 on Floor	2	08APR11	11APR11
MOJAVE	2094	Install Door Hardware, space lockable	1	12APR11	12APR11
MOJAVE	2104	Install 3 Data Racks	1	12APR11	12APR11
MOJAVE	2114	Install 1 CCTV Rack	1	12APR11	12APR11
MOJAVE	2124	Install Data and CCTV Cabinets	1	12APR11	12APR11
MOJAVE	2134	Terminate cables into Cabinets	1	12APR11	12APR11
MOJAVE	2234	DMARC is on North Wall	1	12APR11	12APR11

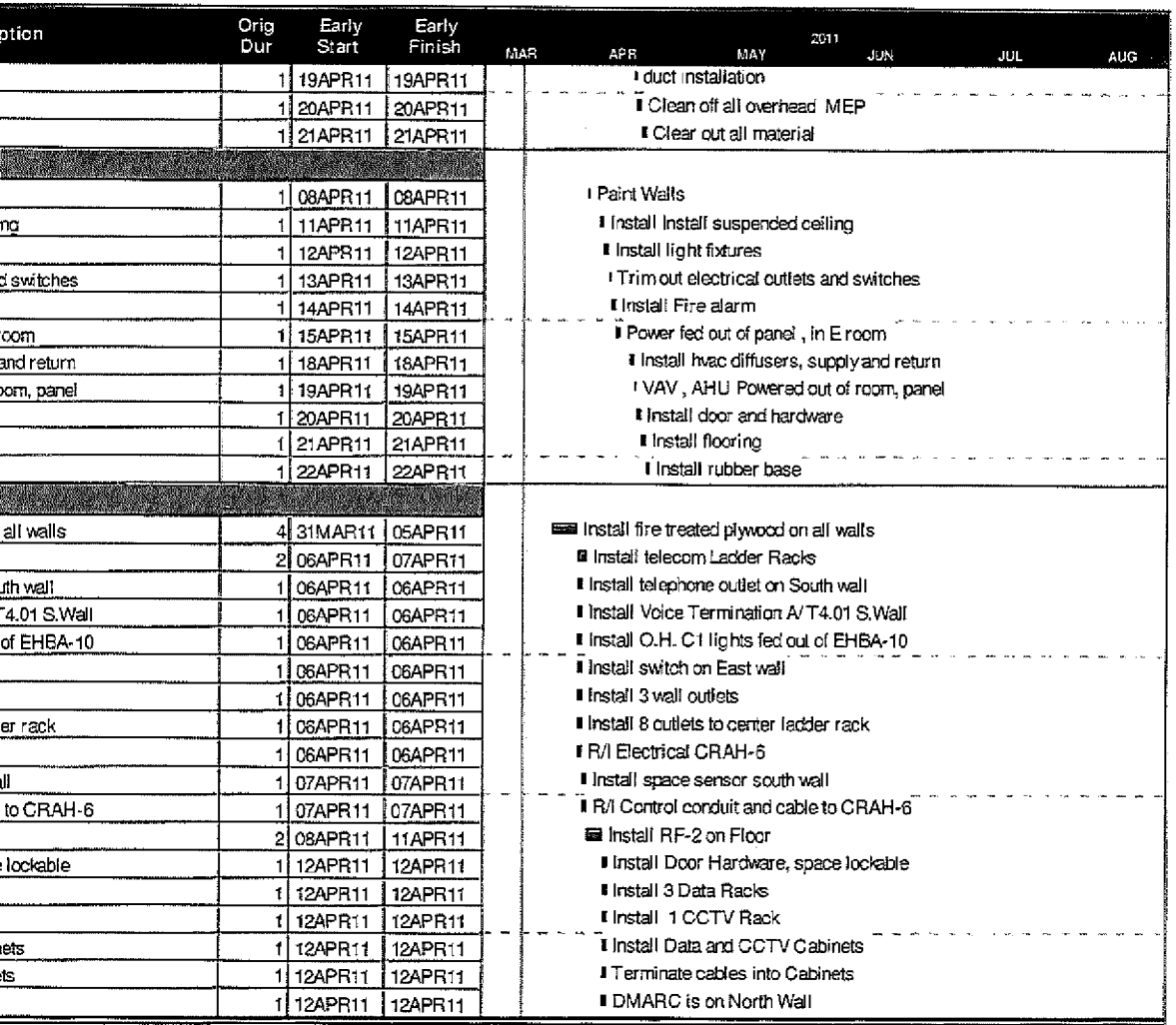

Run date 06APR11
Page number 16A
© Primavera Systems, Inc.

The Whiting-Turner Contracting Co.
LVCH 4 Week Schedule

Early bar
Progress bar
Critical bar
Summary bar
Start milestone point
Finish milestone point

Responsibility	Act ID	Description	Orig Dur	Early Start	Early Finish
MOJAVE	2244	Grounding Buss Bar on North west wall	1	12APR11	12APR11
MOJAVE	MOJA	Pull conductors & terminate XHBA-19,21,23	5	12APR11	18APR11
0013 Elevator Control					
MOJAVE	184	Pull Control Wire to WSHP-16	1	31MAR11	31MAR11
MOJAVE	2054	WSHP-16 fed out of EHBA 25-27-29	1	01APR11	01APR11
MOJAVE	2254	Remove Temp Power	1	04APR11	04APR11
MOJAVE	2264	Install Permanent power to Elev. Control Panel	1	05APR11	05APR11
MOJAVE	2274	Install Permanent power to Lights	1	06APR11	06APR11
KHS&S	2284	Patch Temp power holes in walls	1	07APR11	07APR11
KHS&S	2294	Paint walls	2	08APR11	11APR11
W-T	2304	Clean and Seal Exposed Concrete floor	1	12APR11	12APR11
0027 Mechanical					
BOMBARD	644	Install access door cover on Trap Primer	1	04APR11	04APR11
BOMBARD	2644	Complete chill water connections to CRAH-15	2	04APR11	05APR11
MOJAVE	2654	CRAH-15 fed out of panel XHBA-32-34-36	1	04APR11	04APR11
MOJAVE	2664	Install non fused disconnect	1	05APR11	05APR11
MOJAVE	2674	Install power to nonfused disconnect	1	05APR11	05APR11
MOJAVE	2684	R/I and terminate controls to CRAH-15	1	05APR11	05APR11
MOJAVE	2694	Install Sump pump	1	06APR11	06APR11
MOJAVE	2704	Power sump pump out of panel XLBA4	1	06APR11	06APR11
MOJAVE	2714	Install VFD for AHU-1 fed out of HBBA-37-39-41	1	06APR11	06APR11
MOJAVE	2724	Power VFD	2	06APR11	07APR11
MOJAVE	2734	Install Chill water lines to AHU-1	2	04APR11	05APR11
MOJAVE	2744	Pull wire and terminate to Trap primer	1	08APR11	08APR11
MOJAVE	2754	Pull wire and terminate to CO2 Sensor Controller	1	08APR11	08APR11
BOMBARD	2764	CO2 Sensor Controller fed out of LBBBS	1	08APR11	08APR11
MOJAVE	2774	Install 6 C Type fixtures out of Panel LR6A	2	08APR11	11APR11
MOJAVE	2784	Power light fixtures	1	11APR11	11APR11
KHS&S	2794	Remove drywall at return air Duct opening	1	05APR11	05APR11
KHS&S	2804	Drywall tape and finish	1	05APR11	05APR11
BOMBARD	2814	Install Duct Liner at return opening in wall	1	06APR11	06APR11
MOJAVE	2824	Complete Fire Alarm installation	1	07APR11	07APR11
J&R	2834	Install missing cove base	1	08APR11	08APR11
KHS&S	2844	Patch and paint touch up walls	1	11APR11	11APR11

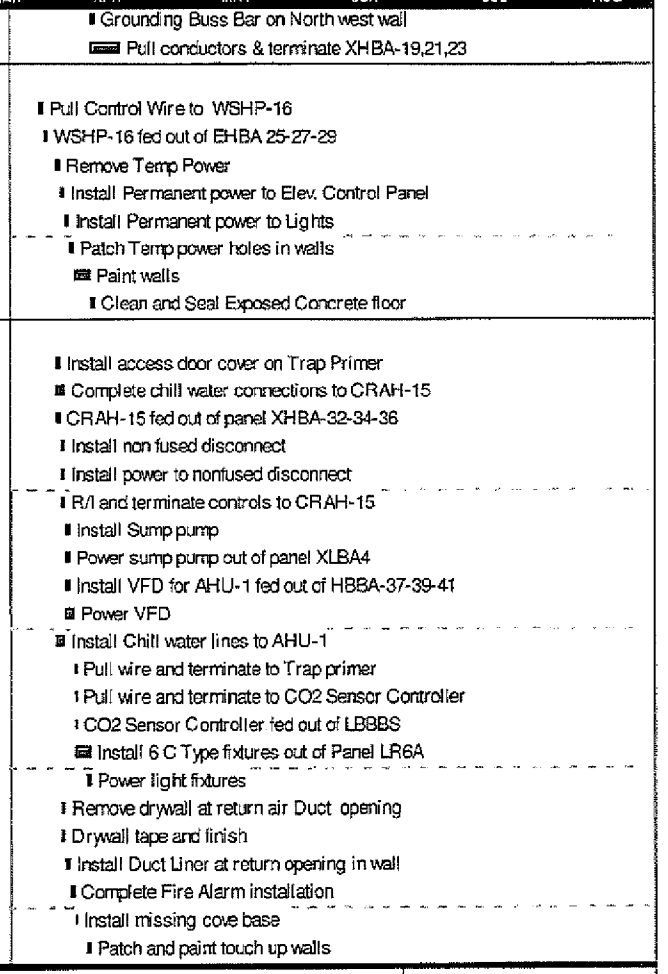

Run date 06APR11
Page number 17A
© Primavera Systems, Inc.

The Whiting-Turner Contracting Co.
LVCH 4 Week Schedule

Early bar
Progress bar
Critical bar
Summary bar
Start milestone point
Finish milestone point

Responsibility	Act ID	Description	Orig Dur	Early Start	Early Finish
W-T	2854	Clean and seal concrete floors	1	12APR11	12APR11
0028 Standby Power					
MOJAVE	2864	Install 5 type C light fixtures	1	05APR11	05APR11
MOJAVE	2874	Power Light Fixtures out of EHBA-5	1	05APR11	05APR11
MOJAVE	2884	Install Wall outlets	1	05APR11	05APR11
MOJAVE	2894	Power Wall outlets	1	06APR11	06APR11
MOJAVE	2904	UPS w/ Battery Backup on West Wall	1	07APR11	07APR11
MOJAVE	2914	Pull conductors from UPS to XHDPA in Rm. 0030	2	07APR11	08APR11
MOJAVE	2924	Terminate and make up UPS	1	11APR11	11APR11
MOJAVE	2934	XFMR-T-UDBL, Bypass, UDBL, LBBC on E.Wall	1	11APR11	11APR11
MOJAVE	2944	Pull conductors from Bypass into MSB	2	11APR11	12APR11
MOJAVE	2954	Connect and pull conductors from T-UDBL to Bypas	1	13APR11	13APR11
MOJAVE	2964	Connect &Pull T-UDBL to UDBL	1	11APR11	11APR11
MOJAVE	2974	All pulls out of UDBL to basement pumps complete	1	11APR11	11APR11
MOJAVE	3004	Pull conductor from LBBC to LDPBRA	2	11APR11	12APR11
BOMBARD	3034	Finish install of HVAC Duct and install grills	1	11APR11	11APR11
W-T	3044	Clean and seal floor	1	12APR11	12APR11
0037 Men Locker/Showers					
VENTURA	404	Complete Ceramic tile floors and walls	4	05APR11	08APR11
0036 Women Locker/Showers					
VENTURA	424	Complete ceramic tile floors and walls	4	05APR11	08APR11
0050 Communications Distribution HUB					
MOJAVE	634	Panel LBBD wire pulled/landed.	1	01APR11	01APR11
MOJAVE	1174	Panel ULCD, Pull conductors and make up panel	1	04APR11	04APR11
MOJAVE	1194	Wall outlets wire pulled, install outlets, trim	1	05APR11	05APR11
MOJAVE	1204	Wall swithces, pull wire, install switch.	1	06APR11	06APR11
MOJAVE	1214	Telecom wire pulled	1	07APR11	07APR11
N/A	1224	Ceiling is exposed to structure	1	08APR11	08APR11
KHS&S	1234	Paint door jamb and door	1	11APR11	11APR11
DH PACE	1244	Install door hardware	1	12APR11	12APR11
J&R	1254	Install flooring RF-2 and RB-1	1	02MAY11	02MAY11

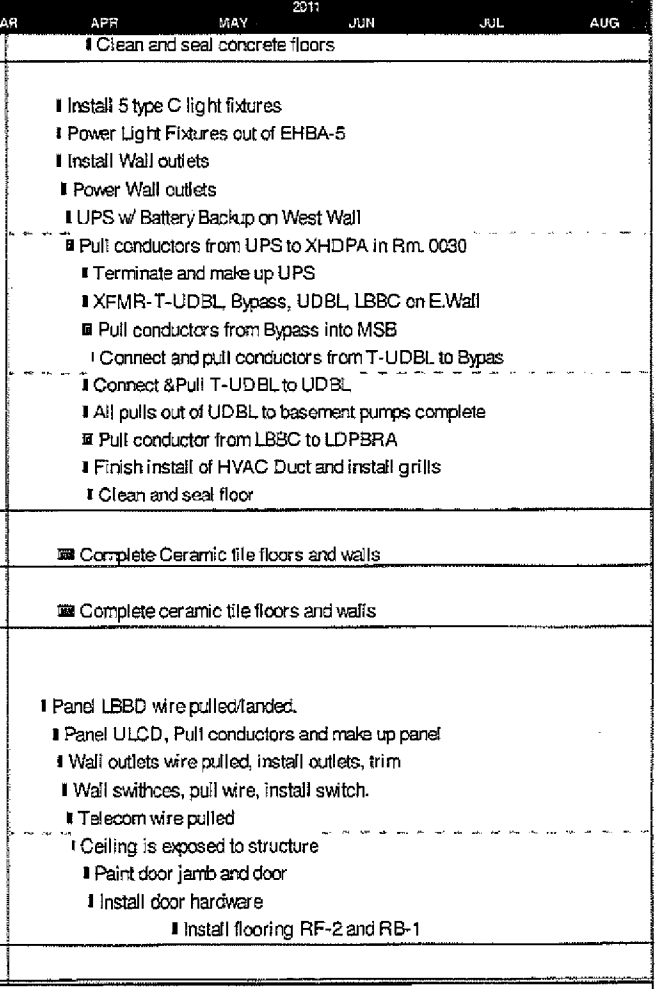

Run date 06APR11
Page number 18A
© Primavera Systems, Inc.

The Whiting-Turner Contracting Co.
LVCH 4 Week Schedule

Early bar
Progress bar
Critical bar
Summary bar
Start milestone point
Finish milestone point

Responsibility	Act ID	Description	Orig Dur	Early Start	Early Finish
0026 Sewage Ejector Pump					
ALL SUBS	774	Sweep out Room	1	06APR11	06APR11
KHS&S	2004	Prime and Paint Walls	2	07APR11	08APR11
KHS&S	2314	Prime and Paint Door and Frame	2	07APR11	08APR11
DH PACE	2324	Install Door Hardware, space lockable	1	11APR11	11APR11
BOMBARD	2334	Install 2 Sewage ejector pumps S.E.-1	1	12APR11	12APR11
BOMBARD	2344	Install pump lift rail system	1	12APR11	12APR11
BOMBARD	2354	Install pipe disconnect w/lifting chain	1	12APR11	12APR11
BOMBARD	2364	Install 5" vent stack	1	12APR11	12APR11
BOMBARD	2374	Install 4"Forced Main	1	13APR11	13APR11
BOMBARD	2384	Install 4x4x4 Tee connection manifold/above	1	13APR11	13APR11
BOMBARD	2394	Install 2 Plug Valves ontop of lid	1	13APR11	13APR11
BOMBARD	2404	Install swing check valves above lid	1	13APR11	13APR11
BOMBARD	2414	Insall level control assembly above lid	1	13APR11	13APR11
BOMBARD	2424	Install Nema 4x Aluminum J-Box w/conduit seal	1	13APR11	13APR11
BOMBARD	2434	Install electrical conduit seal at Nema J-box	1	13APR11	13APR11
BOMBARD	2444	Install conduit seal below lid at Nema J-box	1	13APR11	13APR11
BOMBARD	2454	Install SS Float Brackets and Floats	1	14APR11	14APR11
MOJAVE	2464	Pull power XHBA-31-33-35	2	15APR11	18APR11
MOJAVE	2474	Pull wire and terminate at disconnect	1	15APR11	15APR11
MOJAVE	2484	Pull and terminate wire from disconnect to pump	1	15APR11	15APR11
MOJAVE	2494	Install C Type light fixture wall type	1	15APR11	15APR11
MOJAVE	2504	R/I and terminate light power	1	15APR11	15APR11
BOMBARD	2534	Start Up Pump	1	18APR11	18APR11
0026A Fire Riser					
KHS&S	784	Prime and paint walls	2	13APR11	14APR11
KHS&S	2514	Prime and paint doors and frames	2	13APR11	14APR11
DH PACE	2524	Install door Hardware	1	15APR11	15APR11
MOJAVE	2544	Install wall light B Type fed from LRA1-1	1	15APR11	15APR11
MOJAVE	2554	Pull wire and terminate light switch	1	15APR11	15APR11
MOJAVE	2564	Install Non Fused Disconnect out of ELBA-14-16	1	15APR11	15APR11
MOJAVE	2574	Install Non Fused Disconnect out of ELBA-18-20	1	15APR11	15APR11
MOJAVE	2584	Install wall outlet fed from LBBA-8	1	15APR11	15APR11
WESTERN	2594	Install 2 Flow switches	1	18APR11	18APR11

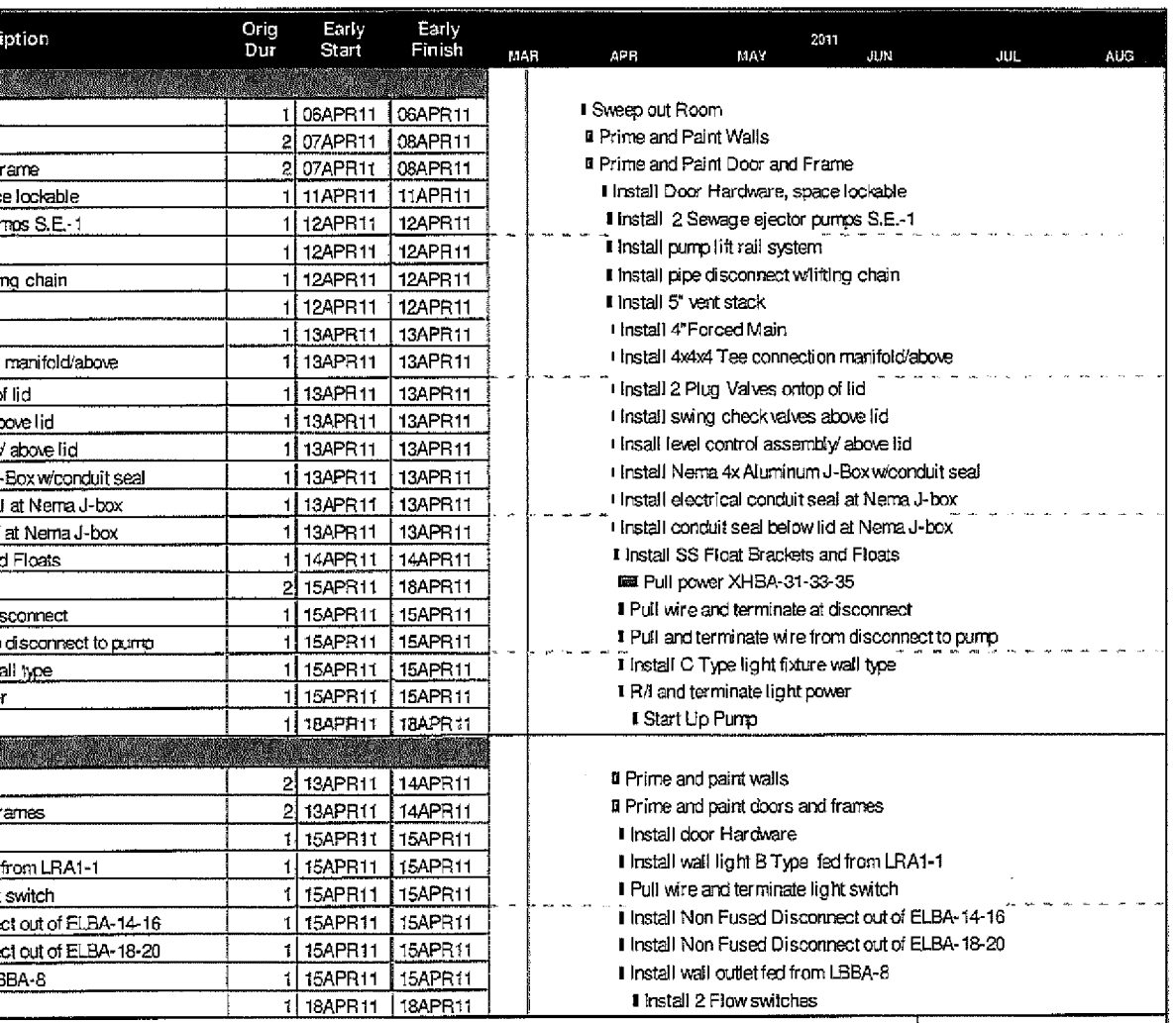

Run date 06APR11
Page number 19A
© Primavera Systems, Inc.

The Whiting-Turner Contracting Co.
LVCH 4 Week Schedule

Early bar
Progress bar
Critical bar
Summary bar
Start milestone point
Finish milestone point

Responsibility	Act ID	Description	Orig Dur	Early Start	Early Finish
WESTERN	2604	Install 2 tamper switches	1	18APR11	18APR11
MOJAVE	2614	Install smoke detector	1	18APR11	18APR11
MOJAVE	2624	Install Fire alarm speaker w/ ADA Strobe	1	18APR11	18APR11
MOJAVE	2634	Pull Fire alarm cable and terminate devices	2	19APR11	20APR11
0029 Emergency Electrical					
MOJAVE	754	Install 3 type C fixtures	1	06APR11	06APR11
MOJAVE	2984	Power Light fixtures out of EHBA-5	1	07APR11	07APR11
MOJAVE	2994	Run power to WSHP	1	08APR11	08APR11
MOJAVE	3014	Pull wire and terminate EHBA-18	1	11APR11	11APR11
MOJAVE	3024	Pull wire and terminate XFRMR-ELBA	1	12APR11	12APR11
MOJAVE	3054	Connect and pull wire from ELBA to XFRMR-ELBA	1	12APR11	12APR11
MOJAVE	3064	Replace broken contactors	1	12APR11	12APR11
MOJAVE	3074	Terminate and make up Panel EHDPA	1	12APR11	12APR11
MOJAVE	3084	Complete all Hampton Tedder testing.	1	13APR11	13APR11
MOJAVE	3094	Energize all panels in room	1	14APR11	14APR11
MOJAVE	3104	Install closure piece at PSG, CRA 178	1	15APR11	15APR11
MOJAVE	3114	Complete wall R/I at Door relocation North wall	1	15APR11	15APR11
KHS&S	3124	Complete drywall around Door, CRA 178	1	06APR11	06APR11
KHS&S	3134	Tape and finish door relocation,CRA 178	1	06APR11	06APR11
KHS&S	3144	Paint wall at door relocation.	1	06APR11	06APR11
DH PACE	3154	Hang Relocated Door. CRA 178	1	07APR11	07APR11
KHS&S	3164	Paint Door	1	08APR11	08APR11
DH PACE	3174	Install Door Hardware	1	11APR11	11APR11
0051 Open Office					
BOMBARD	934	Connect 8" O.S.D. thru wall to 6" roof bubbler.	1	01APR11	01APR11
0053 Future Data Center					
MOJAVE	844	ULDD, ULDDS, ULDC, ULDC wire pulled/landed	1	06APR11	06APR11
MOJAVE	1274	Make up panels in room	1	07APR11	07APR11
MOJAVE	1284	Wall outlets wire pulled, install outlets, trim	1	08APR11	08APR11
MOJAVE	1294	Wall swithces, pull wire, install switch.	1	11APR11	11APR11
MOJAVE	1304	Telecom wire pulled	1	12APR11	12APR11
KHS&S	1314	Install suspended ceiling and ACT-1	1	02MAY11	02MAY11

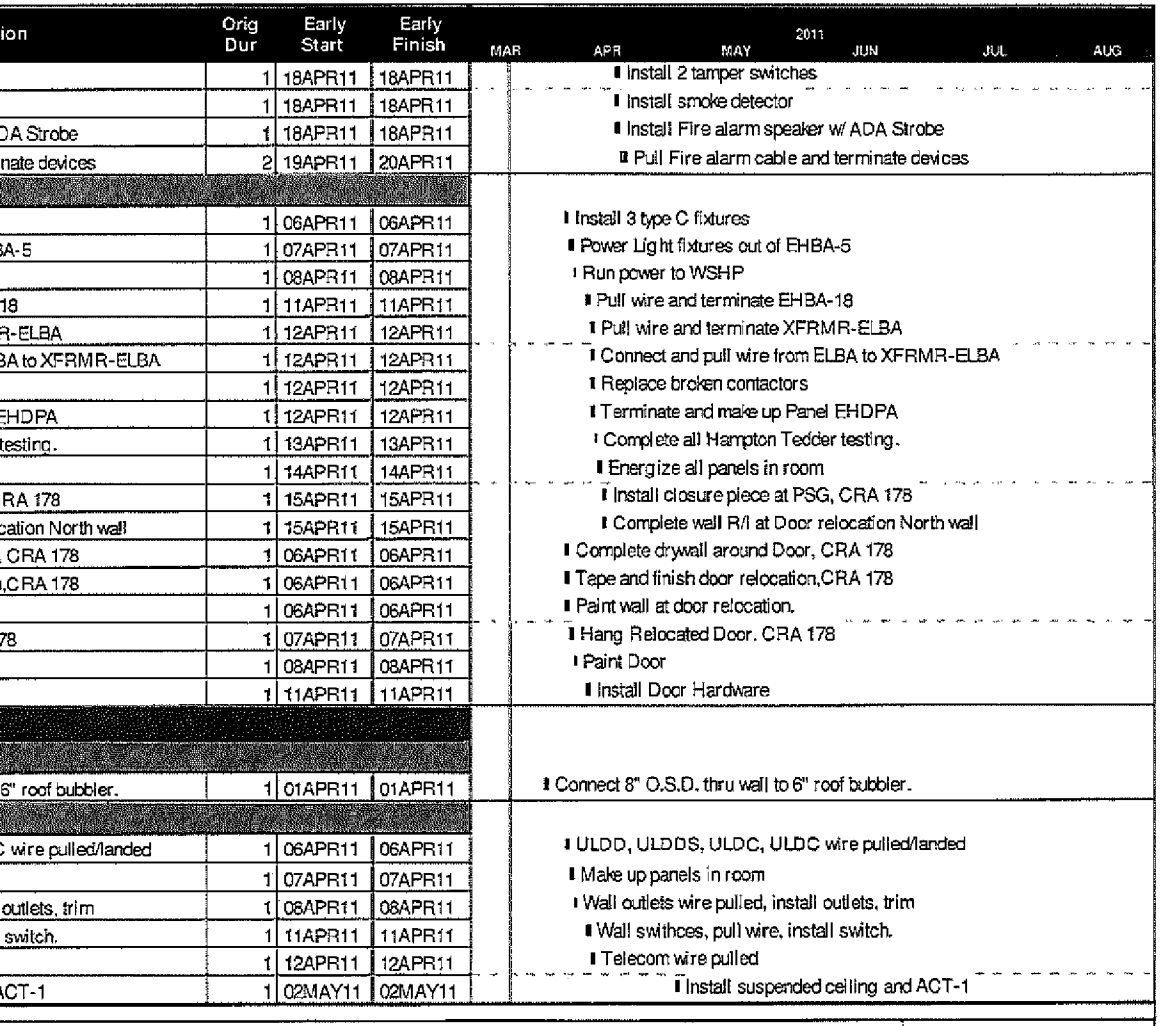

Run date 06APR11
Page number 20A
© Primavera Systems, Inc.

The Whiting-Turner Contracting Co.
LVCH 4 Week Schedule

Early bar
Progress bar
Critical bar
Summary bar
Start milestone point
Finish milestone point

Responsibility	Act ID	Description	Orig Dur	Early Start	Early Finish
KHS&S	1324	Paint door jamb and door	1	03MAY11	03MAY11
DH PACE	1334	Install door hardware	1	04MAY11	04MAY11
J&R	1344	Install flooring RF-2 and RB-1	1	05MAY11	05MAY11
0064 Computer Storage					
MOJAVE	824	Wall outlets wire pulled, install outlets, trim	1	07APR11	07APR11
MOJAVE	1434	Wall swithces, pull wire, install switch.	1	08APR11	08APR11
KHS&S	1444	Install suspended ceiling and ACT-2	1	02MAY11	02MAY11
KHS&S	1454	Paint door jamb and door	1	03MAY11	03MAY11
DH PACE	1464	Install door hardware	1	04MAY11	04MAY11
J&R	1474	Install flooring RF-1 and RB-1	1	05MAY11	05MAY11
0065 Data Center					
MOJAVE	834	ULDBS,ULOB,ULDA,ULDAS wire pulled/landed	1	08APR11	08APR11
MOJAVE	1374	Wall outlets wire pulled, install outlets, trim	1	11APR11	11APR11
MOJAVE	1384	Wall swithces, pull wire, install switch.	1	12APR11	12APR11
KHS&S	1394	Install suspended ceiling and ACT-1	1	13APR11	13APR11
KHS&S	1404	Paint door jamb and door	1	14APR11	14APR11
DH PACE	1414	Install door hardware	1	15APR11	15APR11
J&R	1424	Install flooring RF-2 and RB-1	1	02MAY11	02MAY11
LEVEL ONE					
1133 Fire Command Room					
KHS&S	172	Complete framing and drywall all walls	1	24MAR11	24MAR11
KHS&S	182	Tape and Mud all walls Level 4	5	25MAR11	31MAR11
KHS&S	192	Texture and Paint walls	3	28MAR11	30MAR11
HEINAMAN	202	Install store front system	2	10MAY11	11MAY11
W-T	212	Clean and Seal Concrete floor	1	12MAY11	12MAY11
J&R	222	Install RB-1	1	13MAY11	13MAY11
MOJAVE	392	Install XLS Fire Alarm Battery Cabinet, W. Wall	1	31MAR11	31MAR11
MOJAVE	402	Install XLS Voice Communication Cabinet,W. Wall	1	31MAR11	31MAR11
MOJAVE	412	Install Smoke Control Panel, West Wall	1	31MAR11	31MAR11
MOJAVE	422	Install Smoke Control Graphic Display, W. wall	1	31MAR11	31MAR11
MOJAVE	432	Install Workstation , table , printer, W.wall	1	31MAR11	31MAR11
MOJAVE	442	Install Communication Unit Radios, North Wall	1	01APR11	01APR11

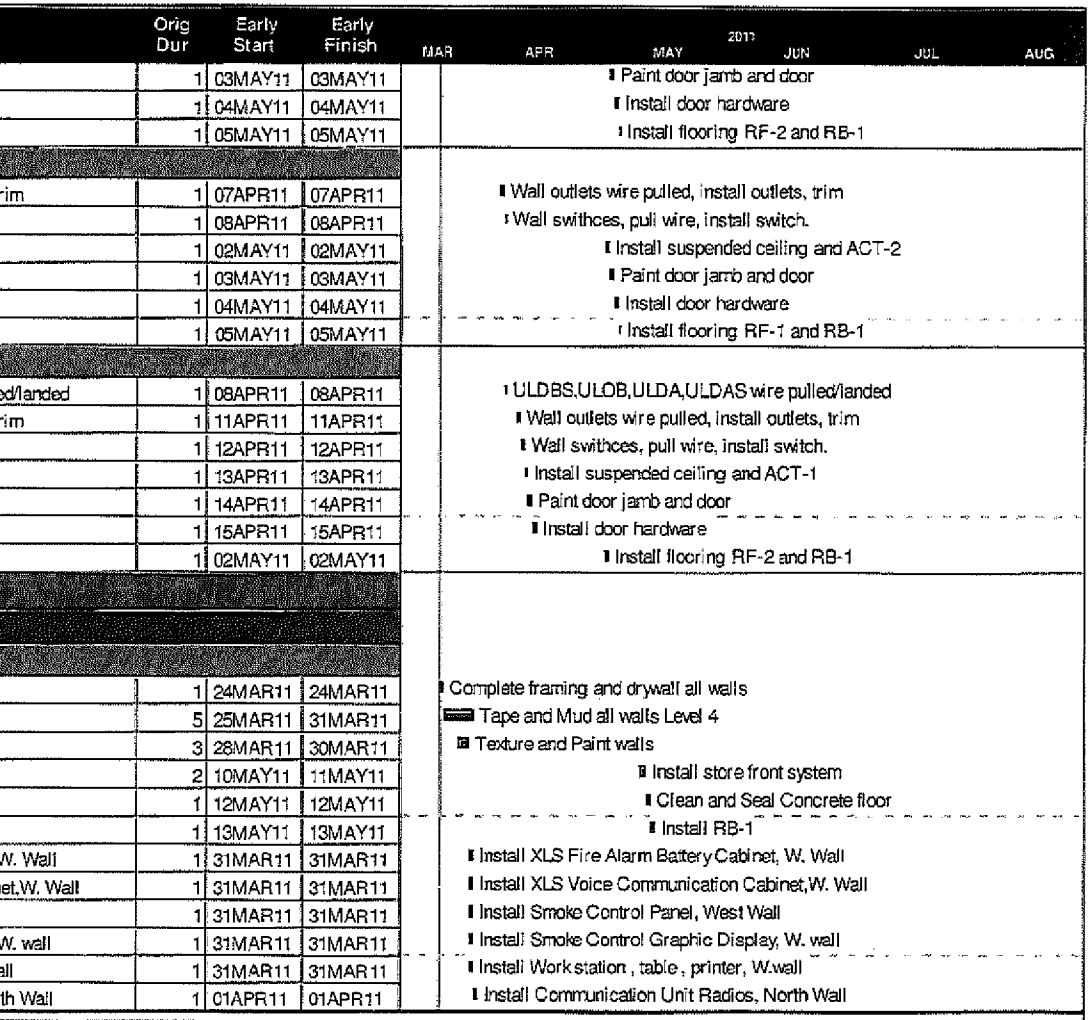

Run date 06APR11
Page number 21A
© Primavera Systems, Inc.

The Whiting-Turner Contracting Co.
LVCH 4 Week Schedule

Early bar
Progress bar
Critical bar
Summary bar
Start milestone point
Finish milestone point

Responsibility	Act ID	Description	Orig Dur	Early Start	Early Finish
MOJAVE	452	Install Air Handling Status Contro, North Wall	1	01APR11	01APR11
MOJAVE	462	Install Generator Supervision, North Wall	1	01APR11	01APR11
MOJAVE	472	Install Fire Pump Status, North Wall	1	01APR11	01APR11
MOJAVE	482	Install Elevator Status, North Wall	1	01APR11	01APR11
MOJAVE	492	Install Emergency & Standby Status, N.wall	1	04APR11	04APR11
MOJAVE	502	Install Panel ELFCC fed through T-ELFCC	1	05APR11	05APR11
MOJAVE	512	T-ELFCC Fed from EHDPA in Basement	1	05APR11	05APR11
MOJAVE	522	Pull all conductors and make up gear	2	06APR11	07APR11
MOJAVE	542	Install Fire Alarm	2	08APR11	11APR11
MOJAVE	552	Install power to WSHP-1 out of ELFCC-3	1	12APR11	12APR11
MOJAVE	562	Install Power to WSHP-1 out of EHIA-22	1	12APR11	12APR11
MOJAVE	572	Install Power to UH-1 out of EHIA-16,18,20	1	12APR11	12APR11
MOJAVE	582	Install outlets and power out of ELFCC-1	1	13APR11	13APR11
MOJAVE	592	Install 5 Shunt trips on East Wall	2	13APR11	14APR11
MOJAVE	602	Shunt trips powered out of SEA, SEB, PSG, UPS,PV	1	13APR11	13APR11
MOJAVE	612	Pull conductors and make up shunt trips	1	14APR11	14APR11
W-T	722	Install plan taple w/ Direct Dial Tele. E.wall	1	15APR11	15APR11
KHS&S	732	Install White Board East Wall	1	18APR11	18APR11
W-T	742	Install plan rack, East Wall	1	19APR11	19APR11
1068 Studio					
URATA	203	Inspect area to recieve Kinetics Floating Floor	1	18APR11	18APR11
URATA	273	Asbuilt Floor levelness to confirm it meets spec	1	18APR11	18APR11
URATA	283	Confirm Recessed slab is correct	1	18APR11	18APR11
URATA	293	Survey and strike floating slab Grade	1	18APR11	18APR11
URATA	303	Install 3/4" Perimeter Isolation Board	1	19APR11	19APR11
URATA	313	PIB Tear strip must be on top facing towards flr	1	19APR11	19APR11
URATA	323	Roll out RIM Q-2-16 4'x50' rolls w/ 2" isolators	1	19APR11	19APR11
URATA	333	Cut rolls to match room contours	1	19APR11	19APR11
URATA	343	Lay plywood on top of RIM Material	1	20APR11	20APR11
URATA	353	Staggering joints 2', secure w/ junction plates	1	20APR11	20APR11
URATA	363	Cover Floor with 2 layers of 6mill polyethylene	1	21APR11	21APR11
URATA	373	Overlap poly seams 6",extend up wall & stapple.	1	21APR11	21APR11
URATA	383	Tape all seams to prevent concrete leakage	1	21APR11	21APR11

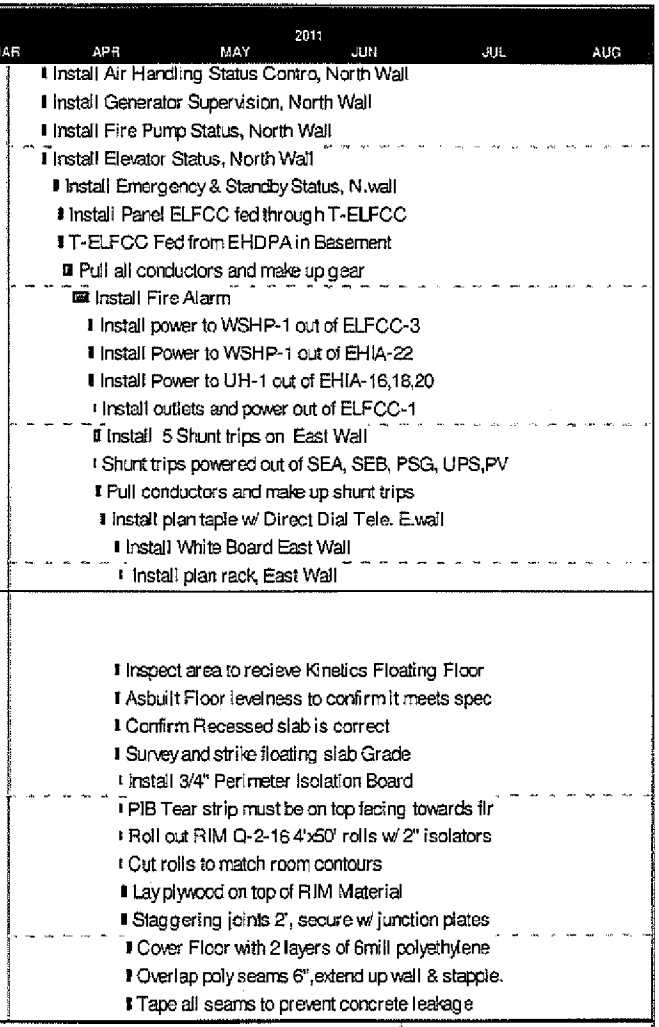

Run date 06APR11
Page number 22A
© Primavera Systems, Inc.

The Whiting-Turner Contracting Co.
LVCH 4 Week Schedule

Early bar
Progress bar
Critical bar
Summary bar
Start milestone point
Finish milestone point

Responsibility	Act ID	Description	Orig Dur	Early Start	Early Finish
URATA	393	Place reinforcing	1	22APR11	22APR11
URATA	403	Pour Floating Floor Slab	1	25APR11	25APR11
URATA	413	Cure Floating Floor Slab	7	26APR11	04MAY11
URATA	423	Remove PIB tear strip at slab perimeter	1	05MAY11	05MAY11
URATA	433	Caulk slab perimeter with sound sealant	1	05MAY11	05MAY11
KHS&S	443	Frame the Inner of the Outer Two walls	2	06MAY11	09MAY11
BOMBARD	453	Install Sound Insulation at duct 6/AI9.06.2	1	10MAY11	10MAY11
MOJAVE	463	Install Rated J-box in walls 6/AI9.08.1	1	10MAY11	10MAY11
MOJ. & BOM	473	R/I walls MEP	2	10MAY11	11MAY11
CITY INSP.	483	Inspect Walls	1	12MAY11	12MAY11
KHS&S	493	Install Backing - Curtain/Cable tray 18/AI9.10.1	1	13MAY11	13MAY11
KHS&S	503	Insulate Walls	1	13MAY11	13MAY11
KHS&S	513	Double Rock walls ,maintain 1" gap between walls	2	16MAY11	17MAY11
CITY INSP.	523	Inspect screw pattern drywall	1	18MAY11	18MAY11
KHS&S	533	Install accoustical sealant top & bottom @ walls	1	19MAY11	19MAY11
MOJAVE	543	Install Cable Tray system	2	19MAY11	20MAY11
800B Electrical Room					
KHS&S	464	Tape and Finish Drywall.	1	24MAR11	24MAR11
KHS&S	1054	Paint walls.	1	25MAR11	25MAR11
J&R	1055	Install Rubber Base	1	28MAR11	28MAR11
DH PACE	1064	Install Door and Hardware, Room Lockable	1	29MAR11	29MAR11
KHS&S	1065	Paint Door and Frame	1	30MAR11	30MAR11
MOJAVE	1074	Install Fan Coil 31.	1	30MAR11	30MAR11
MOJAVE	1084	Install west wall Panels: HRBA,LRBA,XLRA	1	30MAR11	30MAR11
MOJAVE	1094	Install west wall XFMR T-XLRA, panel XHDPRA	1	30MAR11	30MAR11
MOJAVE	1104	Install north wall panel LRAA	1	30MAR11	30MAR11
MOJAVE	1114	Install east wall panels; HDPRBA,LRBA,HDPRAA	1	30MAR11	30MAR11
MOJAVE	1124	Install east wall XFMR T-LRBA, T-LRAA	1	30MAR11	30MAR11
MOJAVE	1134	Install PV Inverter	1	30MAR11	30MAR11
MOJAVE	1144	Install 120 volt Connection to satellite racks.	1	30MAR11	30MAR11
MOJAVE	1154	Fan Coil 31 powered out of Panel xlra-4	1	30MAR11	30MAR11

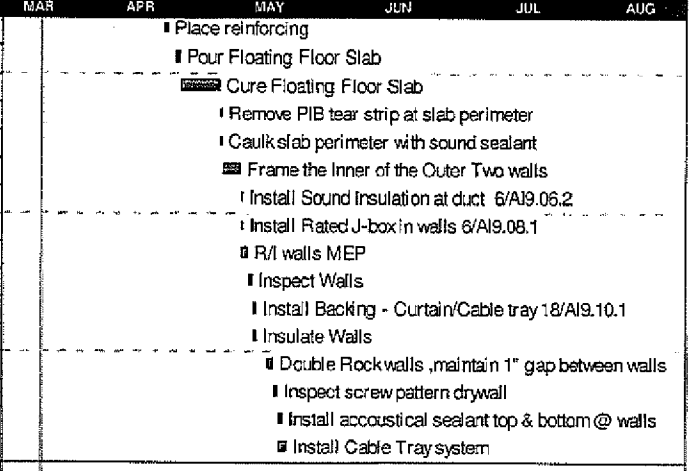

Run date 06APR11
Page number 23A
© Primavera Systems, Inc.

The Whiting-Turner Contracting Co.
LVCH 4 Week Schedule

Early bar
Progress bar
Critical bar
Summary bar
Start milestone point
Finish milestone point

Responsibility	Act ID	Description	Orig Dur	Early Start	Early Finish
MOJAVE	1164	Trim out Outlet West wall, powered xira-5.	1	30MAR11	30MAR11
?	1184	Seal Concrete Floors	1	31MAR11	31MAR11
LEVEL NINE					
Roof					
Roof Activities					
	484	Install Single ply roofing	10	28APR11	11MAY11
SITEWORK					
NORTHEAST SITE WORK					
Fire Pump Room 1156					
MOJAVE	385	Install Conduit to Pump controllers	2	01APR11	04APR11
MOJAVE	515	Pull conductors and terminate in panels	2	05APR11	06APR11
WESTERN	525	Jocky Pump terminated , hot	1	07APR11	07APR11
WESTERN	535	Jocky Pump running.	1	08APR11	08APR11
Loading Dock Service Yard					
URATA	55	Finish grade slab on Grade .	5	13APR11	19APR11
MOJAVE	56	R/I conduit for Electrical	2	20APR11	21APR11
FLIPPINS	66	Raise Manhole Lids to grade	1	22APR11	22APR11
PCS	585	Set Rebar at Slab on Grade.	1	22APR11	22APR11
URATA	595	Place Slab on Grade .	1	25APR11	25APR11
HEINAMAN	605	Install Gladding at Entry Gate Beams	10	26APR11	09MAY11
U. BRASS	615	Install Gates	20	10MAY11	07JUN11
Utility Yard 1157					
HEINAMAN	365	Install Cladding at manual Gate Beam	10	10MAY11	23MAY11
U. BRASS	545	Install Gate	10	24MAY11	07JUN11
Electrical Room 1114					
MOJAVE	355	Completed , locked out tagged out.	1	24MAR11	24MAR11
Stair # 5					
MOJAVE	375	Pull conductors for wall lights	2	20APR11	21APR11
MOJAVE	555	Install wall lights	3	22APR11	26APR11
SME	565	Install Handrails	5	27APR11	03MAY11

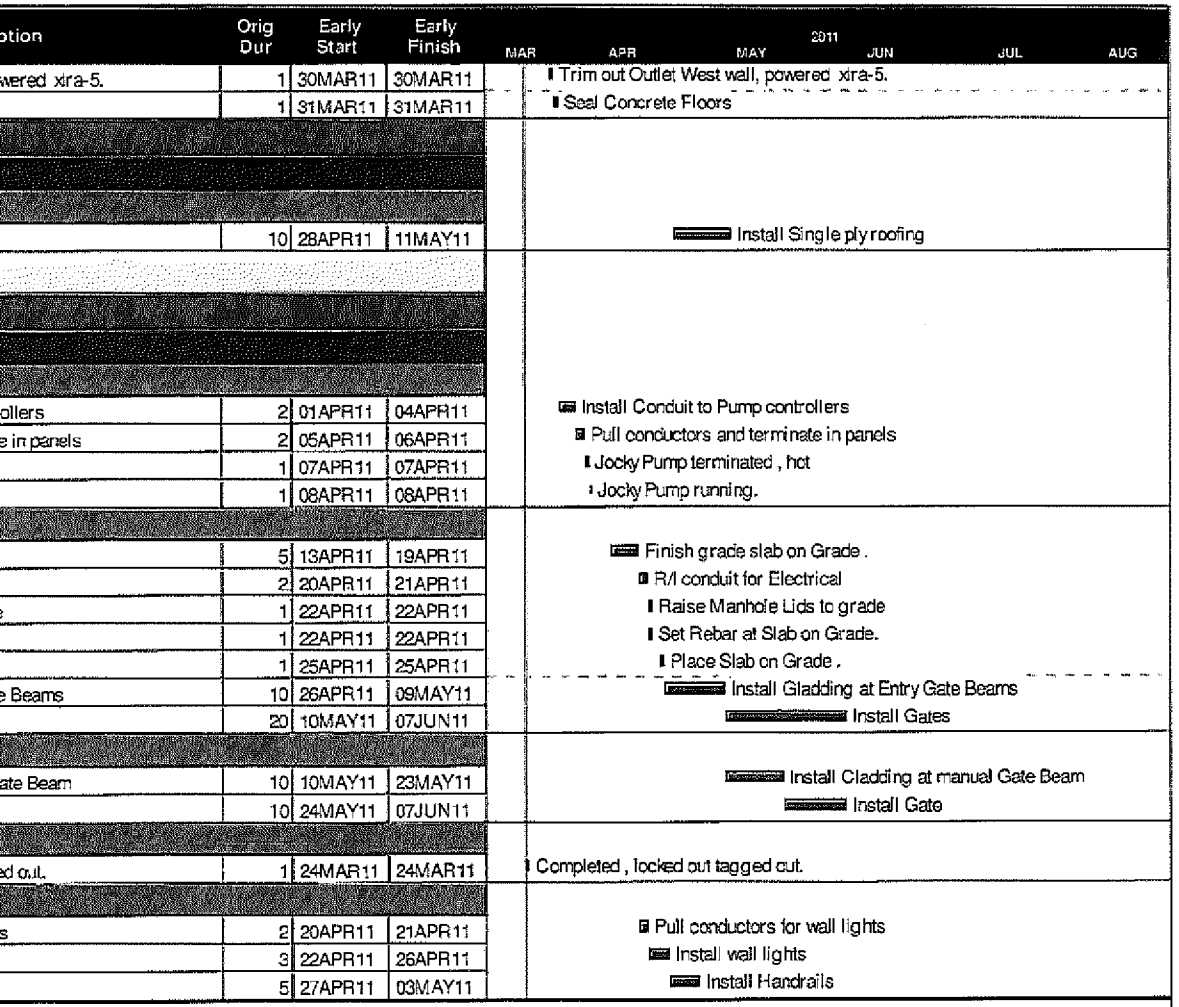

Run date 06APR11
Page number 24A
© Primavera Systems, Inc.

The Whiting-Turner Contracting Co.
LVCH 4 Week Schedule

Early bar
Progress bar
Critical bar
Summary bar
Start milestone point
Finish milestone point

MOJ01931
JA 00005707

Responsibility	Act ID	Description	Orig Dur	Early Start	Early Finish
SOUTH AREA SITE WORK					
W-T	65	Demo and remove Man Hoist Pit / Base	2	04APR11	05APR11
AMAZON	245	Finish installing masonry wall.	5	06APR11	12APR11
COMERCIAL	255	Waterproof masonry wall	2	13APR11	14APR11
WEST AREA SITE WORK					
MOJAVE	295	Install Deep NVE Transmission Lines	10	27JUL11	09AUG11

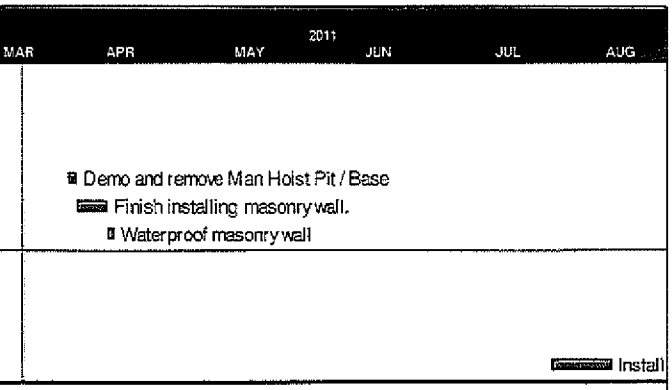

Run date 06APR11
Page number 25A
© Primavera Systems, Inc.

The Whiting-Turner Contracting Co.
LVCH 4 Week Schedule

Early bar
Progress bar
Critical bar
Summary bar
Start milestone point
Finish milestone point

Carmen Militello

From: Kaeser, Kirk <Kirk.Kaeser@whiting-turner.com>
Sent: Wednesday, April 06, 2011 11:25 AM
To: Kaeser, Kirk; Burch, Clinton; atbutcher@isecinc.com; agarcia@universalbrassinc.com; Anne.Presnal@dhpace.com; bsittman@bombardmechanical.com; BIrmen@westarfire.com; Brad.Taylor@aggregate-us.com; Brent.Shreeve@aggregate-us.com.; Briseno, Nancy; bruce@commroof.com; btie@cts-1.com; Bryan@Flippins.com; cnortontrit@aol.com; hauntz@embarqmail.com; Chris.Yanke@pcsgp.com; christinashelfo@panaceaservices.com; Chris Meiers; Crystal Teissedre; dboskovich@cts-1.com; dlavery@westarfire.com; david schaper; Dennis@precisionairbalance.com; derekb@smesteel.com; Dino; donf@heinaman.net; dbade@girouxglass.com; estagner@yesco.com; Floyd, Michael; greg@bombardmechanical.com; gfrancis@burlingtonplumbinglv.com; Henry, Dave; jphillips@lpinteriorsllc.com; JGomel@bombardmechanical.com; jamie@jrfloors.net; jeff@sitmatic.com; jeffa@khsswest.com; jmaupin@harsco.com; josephc@heinaman.net; JDrace@bombardmechanical.com; John Sadosky; JYoung@universalbrassinc.com; justin@amilv.com; Kfox@precisionairbalance.com; Kelli@precisionairbalance.com; ken.downey@cox.net; Lee, David; Linda@urataconcrete.com; Lisaf@sunstonespecialties.com; Lloyd, Elliott; lmpies@urataconcrete.com; Mark.Scott@otis.com; mbechtel@commroof.com; Michael.J.Hahn@jci.com; Michelle@precisionairbalance.com; mwalters@yesco.com; mikec@khsswest.com; nedm@heinaman.net; Nhutzol@westarfire.com; Nick@precisionairbalance.com; panaceaservices@aol.com; pkonsten@modernfold.com; rbellamy@republiclv.com; rclark@amazonconstruction.com; rilossia@isecinc.com; richarda@smesteel.com; Richard Christensen; randrade@yesco.com; Ruesch, Daniel; sean.roberts@pcsgp.com; sbdilley@venturamarble.com; Shepard, Cory; sondra.smith@otis.com; Steve@precisionairbalance.com; tpindel@venturamarble.com; tm@milicistudios.com; Troy.OConnor@aggregate-us.com; william.j.casiere@jci.com; young@sunstonespecialties.com
Cc: Phillips, David
Subject: RE: City of Las Vegas New City Hall. 4 weel schedule.
Attachments: SureTrak 4-5-11 LVCH 4wk Schedule (2).pdf

The data date is on today's date, the yellow highlighted activities should be either completed or starting today.

Kirk Kaeser | Project Manager
THE WHITING-TURNER CONTRACTING COMPANY
City of Las Vegas - New City Hall
495 Main St | Las Vegas, NV 89101
Phone: (702) 851-4190
Cell: (949) 279-7236

From: Kaeser, Kirk
Sent: Wednesday, April 06, 2011 11:13 AM
To: Burch, Clinton; 'Aaron Butcher (atbutcher@isecinc.com)'; 'Addie Garcia (agarcia@universalbrassinc.com)'; 'Anne Presnal (Anne.Presnal@dhpace.com)'; 'Bill Sittman (bsittman@bombardmechanical.com)'; 'Brad Irmen (BIrmen@westarfire.com)'; 'Brad Taylor (Brad.Taylor@aggregate-us.com)'; 'Brent Shreeve (Brent.Shreeve@aggregate-us.com.)'; Briseno, Nancy; 'Bruce Martin (bruce@commroof.com)'; 'Bruce Tie (btie@cts-1.com)'; 'Bryan Flippin (Bryan@Flippins.com)'; 'Chad Norton Amazon Const. (cnortontrit@aol.com)'; 'Charles Hauntz (hauntz@embarqmail.com)'; 'Chris Yanke (Chris.Yanke@pcsgp.com)'; 'Chrissy Shelfo (christinashelfo@panaceaservices.com)'; 'Christopher Meiers (cmeiers@mojaveelectric.com)'; 'Crystal Teissedre (cteissedre@mojaveelectric.com)'; 'Dale Boskovich (dboskovich@cts-1.com)'; 'Dave Lavery (dlavery@westarfire.com)'; 'david schaper'; 'Dennis Fox (Dennis@precisionairbalance.com)'; 'Derek Bamberry (derekb@smesteel.com)'; 'Dino'; 'Don Farrar (donf@heinaman.net)'; 'Doug Bade (dbade@girouxglass.com)'; 'Ed Stagner (estagner@yesco.com)'; Floyd, Michael; 'Greg Booher (greg@bombardmechanical.com)'; 'Greg Francis (gfrancis@burlingtonplumbinglv.com)'; Henry, Dave; 'Jackie Phillips (jphillips@lpinteriorsllc.com)'; 'James Gomel (JGomel@bombardmechanical.com)'; 'Jamie Picini (jamie@jrfloors.net)'; 'Jeff Anderson (jeff@sitmatic.com)'; 'Jeff Anderson (jeffa@khsswest.com)'; 'Jeff Maupin (jmaupin@harsco.com)'; 'Joe Cianci (josephc@heinaman.net)'; 'John Drace

(JDrace@bombardmechanical.com)'; 'John Sadosky'; 'Jordan Young (JYoung@universalbrassinc.com)'; 'Justin Golubich Amazon Masonry (justin@amilv.com)'; 'Karen Fox (Kfox@precisionairbalance.com)'; 'Kelli Miller (Kelli@precisionairbalance.com)'; 'Ken Downey Southwest Sun (ken.downey@cox.net)'; Lee, David; 'Linda Espinoza (Linda@urataconcrete.com)'; 'Lisa Friedrich (Lisaf@sunstonespecialties.com)'; Lloyd, Elliott; 'Lonnie Pies (lmpies@urataconcrete.com)'; 'Mark Scott (Mark.Scott@otis.com)'; 'Michael Bechtel (mbechtel@commroof.com)'; 'Michael. J. Hahn (Michael.J.Hahn@jci.com)'; 'Michelle Miller (Michelle@precisionairbalance.com)'; 'Mike Walters (mwalters@yesco.com)'; 'mikec@khsswest.com'; 'Ned Mohammad (nedm@heinaman.net)'; 'Neil Hutzol (Nhutzol@westarfire.com)'; 'Nicholas Cox (Nick@precisionairbalance.com)'; 'Panacea Services (panaceaservices@aol.com)'; 'Patrick Konsten (pkonsten@modernfold.com)'; 'Ray Bellamy (rbellamy@republiclv.com)'; 'Ray Clark (rclark@amazonconstruction.com)'; 'Ray Lossia (rilossia@isecinc.com)'; 'Richard Allen (richarda@smesteel.com)'; 'Richard Christensen (Rchristensen@mojaveelectric.com)'; 'Robert Andrade (randrade@yesco.com)'; Ruesch, Daniel; 'Sean Roberts (sean.roberts@pcsgp.com)'; 'Shelly Barnum Dilley (sbdilley@venturamarble.com)'; Shepard, Cory; 'Sondra Smith (sondra.smith@otis.com)'; 'Steve Miller (Steve@precisionairbalance.com)'; 'Tim Pindel (tpindel@venturamarble.com)'; 'Tony Milici (tm@milicistudios.com)'; 'Troy O'Connor (Troy.OConnor@aggregate-us.com)'; 'William Casiere (william.j.casiere@jci.com)'; 'Young R. Leonard (young@sunstonespecialties.com)'
Cc: 'Phillips, David'
Subject: RE: City of Las Vegas New City Hall. 4 weel schedule.

Please see that I am starting KHS&S Level one , under 5' leave out crew, April 18th area A. This crew will start at West South corner and work counter clockwise , then continue on up through each level chasing the curtain wall. This will be the finishing factor to completing the finishes on each level.

Kirk Kaeser | Project Manager
THE WHITING-TURNER CONTRACTING COMPANY
City of Las Vegas - New City Hall
495 Main St | Las Vegas, NV 89101
Phone: (702) 851-4190
Cell: (949) 279-7236

From: Burch, Clinton
Sent: Wednesday, April 06, 2011 10:15 AM
To: Aaron Butcher (atbutcher@isecinc.com); Addie Garcia (agarcia@universalbrassinc.com); Anne Presnal (Anne.Presnal@dhpace.com); Bill Sittman (bsittman@bombardmechanical.com); Brad Irmen (BIrmen@westarfire.com); Brad Taylor (Brad.Taylor@aggregate-us.com); Brent Shreeve (Brent.Shreeve@aggregate-us.com.); Briseno, Nancy; Bruce Martin (bruce@commroof.com); Bruce Tie (btie@cts-1.com); Bryan Flippin (Bryan@Flippins.com); Burch, Clinton; Chad Norton Amazon Const. (cnortontrit@aol.com); Charles Hauntz (hauntz@embarqmail.com); Chris Yanke (Chris.Yanke@pcsgp.com); Chrissy Shelfo (christinashelfo@panaceaservices.com); Christopher Meiers (cmeiers@mojaveelectric.com); Crystal Teissedre (cteissedre@mojaveelectric.com); Dale Boskovich (dboskovich@cts-1.com); Dave Lavery (dlavery@westarfire.com); david schaper; Dennis Fox (Dennis@precisionairbalance.com); Derek Bamberry (derekb@smesteel.com); Dino; Don Farrar (donf@heinaman.net); Doug Bade (dbade@girouxglass.com); Ed Stagner (estagner@yesco.com); Floyd, Michael; Greg Booher (greg@bombardmechanical.com); Greg Francis (gfrancis@burlingtonplumbinglv.com); Henry, Dave; Jackie Phillips (jphillips@lpinteriorsllc.com); James Gomel (JGomel@bombardmechanical.com); Jamie Picini (jamie@jrfloors.net); Jeff Anderson (jeff@sitmatic.com); Jeff Anderson (jeffa@khsswest.com); Jeff Maupin (jmaupin@harsco.com); Joe Cianci (josephc@heinaman.net); John Drace (JDrace@bombardmechanical.com); John Sadosky; Jordan Young (JYoung@universalbrassinc.com); Justin Golubich Amazon Masonry (justin@amilv.com); Kaeser, Kirk; Karen Fox (Kfox@precisionairbalance.com); Kelli Miller (Kelli@precisionairbalance.com); Ken Downey Southwest Sun (ken.downey@cox.net); Lee, David; Linda Espinoza (Linda@urataconcrete.com); Lisa Friedrich (Lisaf@sunstonespecialties.com); Lloyd, Elliott; Lonnie Pies (lmpies@urataconcrete.com); Mark Scott (Mark.Scott@otis.com); Michael Bechtel (mbechtel@commroof.com); Michael. J. Hahn (Michael.J.Hahn@jci.com); Michelle Miller (Michelle@precisionairbalance.com); Mike Walters (mwalters@yesco.com); mikec@khsswest.com; Ned Mohammad (nedm@heinaman.net); Neil Hutzol (Nhutzol@westarfire.com); Nicholas Cox (Nick@precisionairbalance.com); Panacea Services (panaceaservices@aol.com); Patrick Konsten (pkonsten@modernfold.com); Ray Bellamy (rbellamy@republiclv.com); Ray Clark (rclark@amazonconstruction.com); Ray Lossia (rilossia@isecinc.com); Richard Allen (richarda@smesteel.com); Richard Christensen (Rchristensen@mojaveelectric.com); Robert Andrade (randrade@yesco.com); Ruesch, Daniel; Sean Roberts (sean.roberts@pcsgp.com); Shelly Barnum Dilley (sbdilley@venturamarble.com); Shepard, Cory; Sondra Smith

J56.1-532

(sondra.smith@otis.com); Steve Miller (Steve@precisionairbalance.com); Tim Pindel (tpindel@venturamarble.com); Tony Milici (tm@milicistudios.com); Troy O'Connor (Troy.OConnor@aggregate-us.com); William Casiere (william.j.casiere@jci.com); Young R. Leonard (young@sunstonespecialties.com)
Subject: City of Las Vegas New City Hall. Meeting Minutes.

Please see attached.
Thanks,
Clint.

Clinton Burch | Superintendent | LEED AP
THE WHITING-TURNER CONTRACTING COMPANY
6720 Via Austi Parkway # 300 | Las Vegas, NV | 89119
T (702) 650-0700 | F (702) 650-2650

Carmen Militello

From: Kaeser, Kirk <Kirk.Kaeser@whiting-turner.com>
Sent: Tuesday, April 12, 2011 3:27 PM
To: Kaeser, Kirk; Burch, Clinton; atbutcher@isecinc.com; agarcia@universalbrassinc.com; Anne.Presnal@dhpace.com; bsittman@bombardmechanical.com; Blrmen@westarfire.com; Brad.Taylor@aggregate-us.com; Brent.Shreeve@aggregate-us.com.; Briseno, Nancy; bruce@commroof.com; btie@cts-1.com; Bryan@Flippins.com; cnortontrit@aol.com; hauntz@embarqmail.com; Chris.Yanke@pcsgp.com; christinashelfo@panaceaservices.com; Chris Meiers; Crystal Teissedre; dboskovich@cts-1.com; dlavery@westarfire.com; david schaper; Dennis@precisionairbalance.com; derekb@smesteel.com; Dino; donf@heinaman.net; dbade@girouxglass.com; estagner@yesco.com; Floyd, Michael; greg@bombardmechanical.com; gfrancis@burlingtonplumbinglv.com; Henry, Dave; jphillips@lpinteriorsllc.com; JGomel@bombardmechanical.com; jamie@jrfloors.net; jeff@sitmatic.com; jeffa@khsswest.com; jmaupin@harsco.com; josephc@heinaman.net; JDrace@bombardmechanical.com; John Sadosky; JYoung@universalbrassinc.com; justin@amilv.com; Kfox@precisionairbalance.com; Kelli@precisionairbalance.com; ken.downey@cox.net; Lee, David; Linda@urataconcrete.com; Lisaf@sunstonespecialties.com; Lloyd, Elliott; lmpies@urataconcrete.com; Mark.Scott@otis.com; mbechtel@commroof.com; Michael.J.Hahn@jci.com; Michelle@precisionairbalance.com; mwalters@yesco.com; mikec@khsswest.com; nedm@heinaman.net; Nhutzol@westarfire.com; Nick@precisionairbalance.com; panaceaservices@aol.com; pkonsten@modernfold.com; rbellamy@republiclv.com; rclark@amazonconstruction.com; rilossia@isecinc.com; richarda@smesteel.com; Richard Christensen; randrade@yesco.com; Ruesch, Daniel; sean.roberts@pcsgp.com; sbdilley@venturamarble.com; Shepard, Cory; sondra.smith@otis.com; Steve@precisionairbalance.com; tpindel@venturamarble.com; tm@milicistudios.com; Troy.OConnor@aggregate-us.com; william.j.casiere@jci.com; young@sunstonespecialties.com
Cc: Phillips, David
Subject: RE: City of Las Vegas New City Hall. 4wk schedule 4-12-11.
Attachments: LVCH 4wk Schedule 4-12-11.pdf

Please see attached 4wk schedule from this mornings sub meeting. The Highlighted areas show activities that should be complete or need to start.Next Week we will be having a pre-start up meeting for level 8 Central Plant. Dave Lee will be issuing invites with date next week.

This morning is was discussed that the critical flow for Mojave and Bombard is to power and start up the AHU-1 thru 6 and associated controls an VAV's and VFD's. Power and start WSHP-16 in Elevator Control room 0013. Power and start up Level 8 central plant. KHS&S will need to get all the walls that receive panels or equipment on level 8 in a finish state, painted complete. The attached 4wk shows allot of critical path activities that need to complete in the next 3wks.

Two issues that need resolved this week are getting the meter tag released for Gas meter. BP-1 Pump for the cold water riser diagram to be delivered and installed to circulate water to level 8 central plant.

The jockey pump in fire pump Room 1156 will be started and running this Friday. The Sewage ejector pumps are scheduled to be installed and running by the 18th of April, this coming Monday. Any questions on this weeks direction in the 4wk schedule please contact me to resolve.

Kirk Kaeser | Project Manager
THE WHITING-TURNER CONTRACTING COMPANY
City of Las Vegas - New City Hall
495 Main St | Las Vegas, NV 89101
Phone: (702) 851-4190
Cell: (949) 279-7236

Responsibility	Act ID	Description	Orig Dur	Early Start	Early Finish
MILESTONES					
Exterior Milestones					
REPUBLIC	1	Remove Man hoist	0	31MAR11	
URATA	11	Pour Loading Dock	1	01JUN11	01JUN11
HEINAMAN	21	Install Skylights	1	22APR11	22APR11
KHS&S	51	Start Metal Cladding on Council Chambers	1	03MAY11	03MAY11
KHS&S	61	Install temp walls on level 8, water tight	1	24MAR11	24MAR11
Interior Milestones					
BOMBARD	95	Test and Inspect Hydronics Chill Water S&R	1	24MAR11	24MAR11
BOMBARD	105	Test and Inspect Hot Water S&R Lines	1	24MAR11	24MAR11
BOMBARD	115	Start up Pumps	1	29MAR11	29MAR11
BOMBARD	125	Flush Hot and Cold Water R&S Lines	10	30MAR11	12APR11
BOMBARD	135	Chemical Treat HW &CW R&S Lines	6	30MAR11	06APR11
BOMBARD	145	Dump Chemical Treated Lines	1	11APR11	11APR11
BOMBARD	155	Refill CW & HW S&R Lines & Start Units	1	12APR11	12APR11
MOJAVE	165	MSA Inspected and Hot	1	24MAR11	24MAR11
MOJAVE	175	MSB Inspected and Hot	1	24MAR11	24MAR11
MOJAVE	185	HDPRBA on level 8 Inspected and Hot	1	28MAR11	28MAR11
BOMBARD	195	Test and Inspect Hydronics Cooling Tower S&R	5	04APR11	08APR11
BOMBARD	205	Flush Cooling Tower R&S Lines	1	11APR11	11APR11
BOMBARD	215	ChemicalTreat Cooling Tower R&S Lines	5	12APR11	18APR11
BOMBARD	225	Dump Chemical Treated Lines	1	19APR11	19APR11
BOMBARD	235	Refill Cooling Tower S & R Lines & Start Tower	1	20APR11	20APR11
BOMBARD	265	Start Up Sewage Ejector S.E.-1	1	18APR11	18APR11
DESIGN					
CURRENT DRAWING LOG					
Contract Set of Documents Released for Cost					
ALL SUBS	15	Approved - through Bulletin 5	1	24MAR11	30MAR11

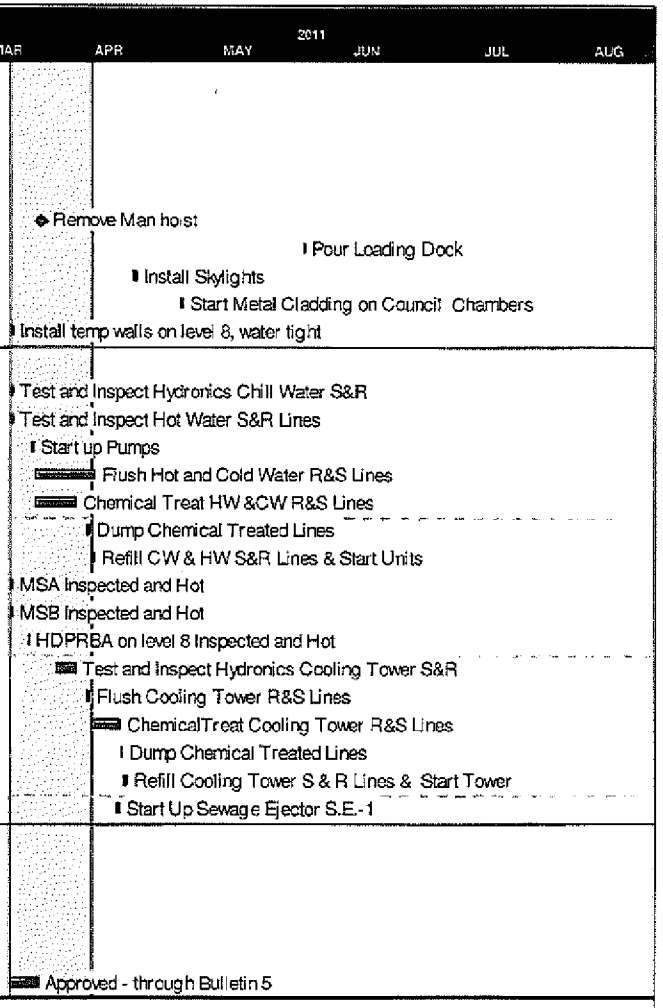

Run date 12APR11
Page number 1A
© Primavera Systems, Inc.

The Whiting-Turner Contracting Co.
LVCH 4 Week Schedule

Early bar
Progress bar
Critical bar
Summary bar
Start milestone point
Finish milestone point

Responsibility	Act ID	Description	Orig Dur	Early Start	Early Finish
DH PACE	25	Proceed- Bulletin 10 CRA #159	1	24MAR11	24MAR11
MOJAVE	35	Proceed- Bulletin 10 CRA # 159	1	24MAR11	24MAR11
Document Alert/ Not Released for construction					
ALL SUBS	85	Not Released - Bulletins 6,7,9	1	24MAR11	24MAR11
ALL SUBS	285	Bulletin 10 Only released to Mojave and DH Pace	1	24MAR11	24MAR11
Change Request/ Authorizations (UNDER)					
Owner Change					
KHS&S	715	Dura Rock in Cafeteria CRA 126	3	05APR11	07APR11
Owner Change					
BOMBARD	315	CRA # 163 -Bulletin 9 Level 4.5 Mech. Penthouse	0	24MAR11	
COMMERCIAL	395	CRA # 163 -Bulletin 9 Level 4.5 Mech. Penthouse	0	24MAR11	
KHS&S	405	CRA # 163 -Bulletin 9 Level 4.5 Mech. Penthouse	0	24MAR11	
MOJAVE	415	CRA # 163 -Bulletin 9 Level 4.5 Mech. Penthouse	0	24MAR11	
WESTAR	425	CRA # 163 -Bulletin 9 Level 4.5 Mech. Penthouse	0	24MAR11	
BOMBARD	435	CRA # 126- Bulletin 7 Cafeteria Health Codes	0	24MAR11	
ISEC	445	CRA # 126- Bulletin 7 Cafeteria Health Codes	0	24MAR11	
KHS&S	455	CRA # 126- Bulletin 7 Cafeteria Health Codes	0	24MAR11	
MOJAVE	465	CRA # 126- Bulletin 7 Cafeteria Health Codes	0	24MAR11	
VENTURA	475	CRA # 126- Bulletin 7 Cafeteria Health Codes	0	24MAR11	
ALL SUBS	495	Bulletin 10 CRA # 159	0	24MAR11	
MOJAVE	575	CRA # 130 Bulletin 8-Glass Wall LED cabinets	0	05APR11	
BOMBARD	625	CRA # 130 Bulletin 8-Glass Wall LED cabinets	0	05APR11	
YESCO	705	CRA # 130 Bulletin 8-Glass Wall LED cabinets	0	05APR11	
RFI#					
BOMBARD	505	CRA # 125 Council Chambers Smoke Zone Altera.	0	24MAR11	
DH PACE	645	CRA # 125 Council Chambers Smoke Zone Altera.	0	24MAR11	
ISEC	655	CRA # 125 Council Chambers Smoke Zone Altera.	0	24MAR11	
KHS&S	665	CRA # 125 Council Chambers Smoke Zone Altera.	0	24MAR11	
MOJAVE	675	CRA # 125 Council Chambers Smoke Zone Altera.	0	24MAR11	
WESTAR	685	CRA # 125 Council Chambers Smoke Zone Altera.	0	24MAR11	

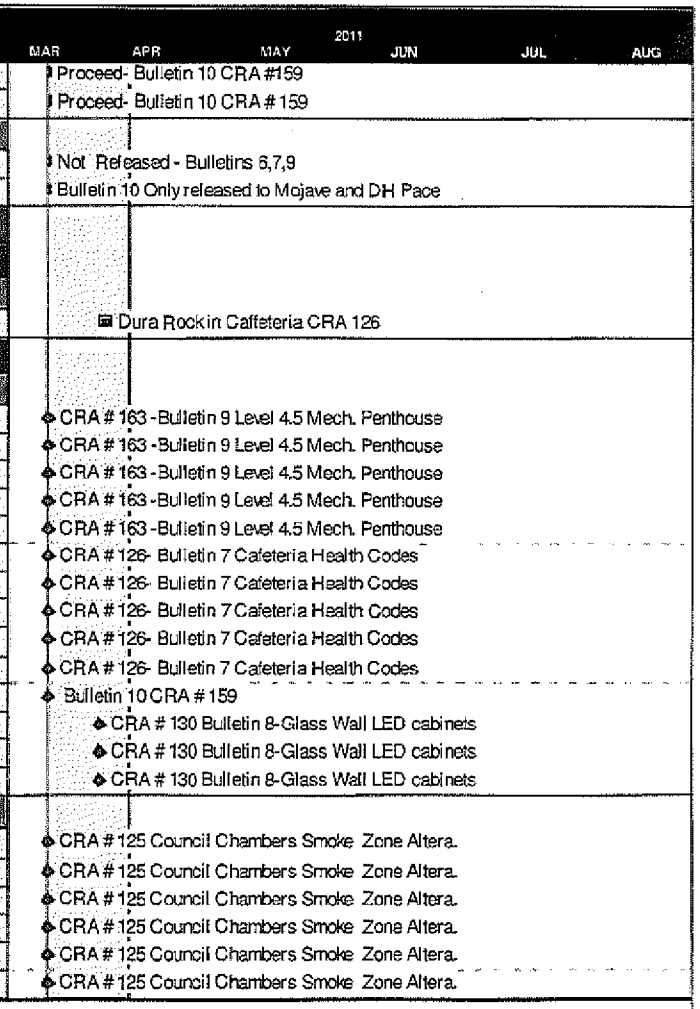

Run date 12APR11
Page number 2A
© Primavera Systems, Inc.

The Whiting-Turner Contracting Co.
LVCH 4 Week Schedule

Early bar
Progress bar
Critical bar
Summary bar
Start milestone point
Finish milestone point

Responsibility	Act ID	Description	Orig Dur	Early Start	Early Finish
Owner Change					
DH PACE	275	CRA # 101 Bulletin 10	0	24MAR11	
MOJAVE	305	CRA # 101 Bulletin 10	0	24MAR11	
Backcharge					
KHS&S	485	CRA # 169 Track cost with incorrect door frames	0	24MAR11	
MOJAVE	635	CRA # 169 Track cost with incorrect door frames	0	24MAR11	
KHS&S	695	CRA# 159 Bulletin 10	0	24MAR11	
Submittals					
AMAZON	150	Landscaping	1	21APR11	21APR11
GIOURX	160	Interior Glass	1	22APR11	22APR11
DH PACE	170	STC Rated windows and doors	1	25APR11	25APR11
U. BRASS	180	Deferred Handrail Submittal	1	26APR11	26APR11
SME	220	Grand Stair Deffered Submittal	1	27APR11	27APR11
Procurement					
VENTURA	20	Stone Materials	35	24MAR11	11MAY11
HEINAMAN	50	Curtain Wall/ Fins	10	24MAR11	06APR11
U. BRASS	60	Grand stair handrail tread embed	6	24MAR11	31MAR11
MODERN F.	70	Won Door	20	24MAR11	20APR11
HEINAMAN	80	Metal Louvers	40	24MAR11	18MAY11
MODERN F.	90	Overhead doors	20	24MAR11	20APR11
SUNSTONE	100	smoke doors	20	24MAR11	20APR11
DH PACE	110	Aluminum Interior Door frames and Doors	30	24MAR11	04MAY11
MOJAVE	120	Interior Lights	20	24MAR11	20APR11
MOJAVE	130	Exterior Lights	20	24MAR11	20APR11
MOJAVE	140	Horns and strobes Fire Alarm	20	24MAR11	20APR11

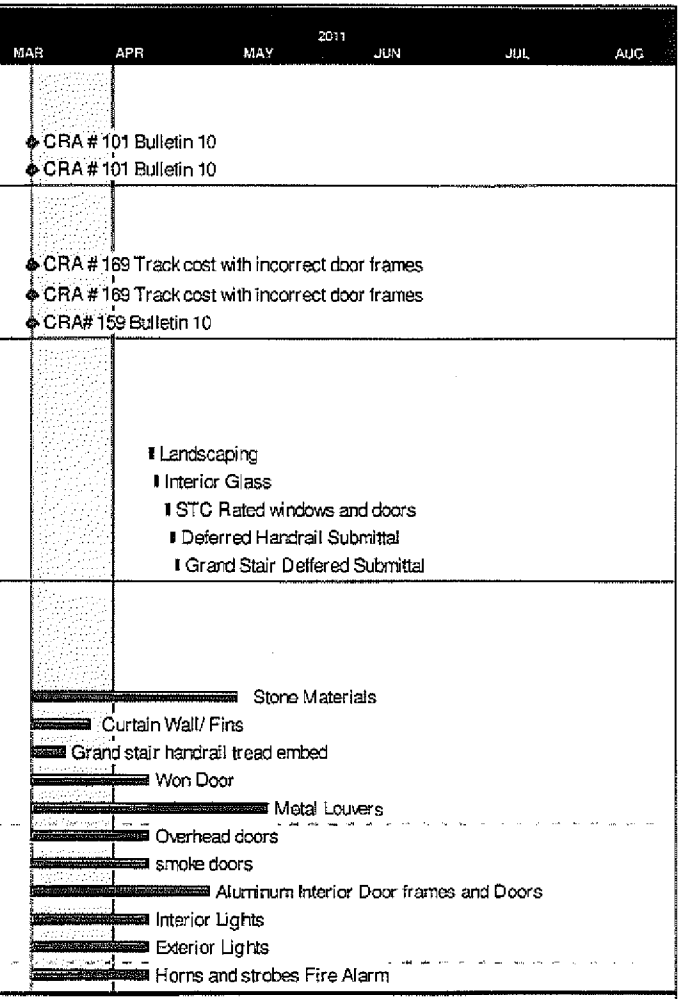

Run date 12APR11
Page number 3A
© Primavera Systems, Inc.

The Whiting-Turner Contracting Co.
LVCH 4 Week Schedule

Early bar
Progress bar
Critical bar
Summary bar
Start milestone point
Finish milestone point

Responsibility	Act ID	Description	Orig Dur	Early Start	Early Finish
Work - by					
URATA	190	Site Concrete	20	24MAR11	20APR11
U. BRASS	210	Handrail	10	24MAR11	06APR11
ISEC	230	Dais Mock up Revision 1	10	24MAR11	06APR11
ISEC	240	Rulon Undulating Wood Wall Panel Review	15	24MAR11	13APR11
KHS&S	250	Council Chambers Metal Ceiling Panel Review	15	24MAR11	13APR11
MILICI	280	Art Glass Wall/ Phillips to review with City	15	24MAR11	13APR11
Pre-Installation Meeting					
ALL SUBS	260	Pre-Installation meeting Studio Floating Floor	1	14APR11	14APR11
BOM & MOJA	270	Pre-Start Up Meeting Central Plant Level 8	1	18APR11	18APR11
EXTERIOR ENCLOSURE/ SHELL					
COUNCIL CHAMBERS					
Level 2					
KHS&S	63	Box framing/sheathing at Level 3 S.W. Complete	1	04APR11	04APR11
CDC	73	CDC Inspections on Box wall Denz	1	05APR11	05APR11
COMERCIAL	83	Waterproof exterior Council Chambers level 2-3	10	06APR11	19APR11
KHS&S	123	Install Metal Panel System	20	03MAY11	31MAY11
Level 3					
COMMERCIAL	93	Waterproof exterior Council Chambers level 3 -4	10	13APR11	26APR11
COMMERCIAL	98	Install one new roof hatches, RFI	2	13APR11	14APR11
COMMERCIAL	113	Finish installation of Roofing Level 3	1	21APR11	21APR11
KHS&S	263	Hold on West Curtain wall knee wall detail	1	06APR11	06APR11
HEINAMAN	264	Install Curtain Walls	5	15APR11	21APR11
KHS&S	274	Install Metal Panel System	20	01JUN11	28JUN11
Level 4					
COMMERCIAL	143	Install Level 4 roof hatch	1	06APR11	06APR11

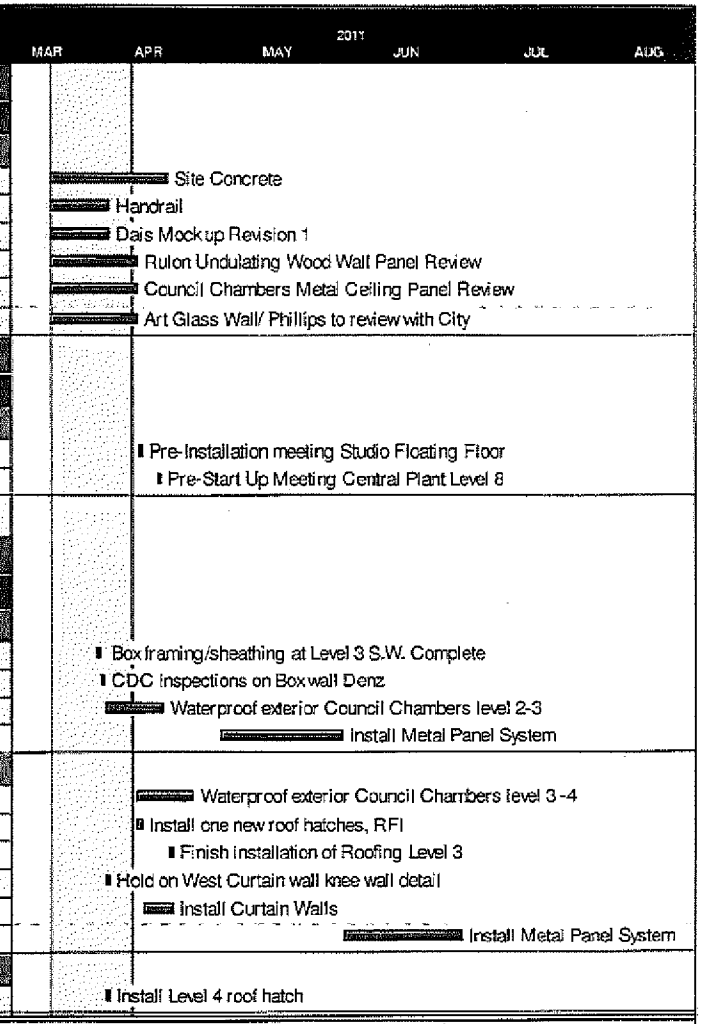

Run date 12APR11
Page number 4A
© Primavera Systems, Inc.

The Whiting-Turner Contracting Co.
LVCH 4 Week Schedule

Early bar
Progress bar
Critical bar
Summary bar
Start milestone point
Finish milestone point

Responsibility	Act ID	Description	Orig Dur	Early Start	Early Finish
COMMERCIAL	147	Finish installation of Roofing Level 4	5	29APR11	05MAY11
KHS&S	153	Install Metal Panel System	19	29JUN11	26JUL11
Curtain Wall					
South Elevation					
HEINAMAN	119	4th flr continuation of 2 line W. Elev. 1 panel	1	02APR11	02APR11
HEINAMAN	269	5th flr from J line to L line 12 panels.	1	02APR11	02APR11
HEINAMAN	279	Weld Clips for fill In Panels L1 thru L8	4	11APR11	14APR11
KHS&S	289	Patch Fireproofing at clip locations	1	24MAR11	24MAR11
HEINAMAN	299	Install 6TH floor	5	04APR11	08APR11
HEINAMAN	389	Install 7th floor	10	02MAY11	13MAY11
North Elevation					
HEINAMAN	129	Area B, 4th flr. M line to GG line 20 panels	1	04APR11	04APR11
HEINAMAN	359	Area B, 4th flr. GG to FF line 7 panels	1	05APR11	05APR11
HEINAMAN	369	Start 5th floor from M line to JJ line.	1	05APR11	05APR11
HEINAMAN	379	Install 6TH floor	5	18APR11	22APR11
HEINAMAN	399	Install 7TH Floor	3	05MAY11	09MAY11
West Elevation					
HEINAMAN	139	4th Floor 2 line going south to corner. 9 panels	1	02APR11	02APR11
HEINAMAN	309	5th floor 3.9 line to I line 11 panels	1	05APR11	05APR11
HEINAMAN	319	2 line to corner wrap south 4 floor.	1	06APR11	06APR11
HEINAMAN	329	5th floor from JJ TO FF line.	1	06APR11	06APR11
CDC	339	Water test at 1pm	1	06APR11	06APR11
HEINAMAN	349	Install 6TH floor	5	14APR11	20APR11
HEINAMAN	409	Install 7TH Floor	5	05MAY11	11MAY11
East Elevation					
HEINAMAN	149	S.E.corner 5th flr. 1' to 4 line 18 panels	1	04APR11	04APR11
HEINAMAN	159	Install 6TH floor	5	14APR11	20APR11
HEINAMAN	169	Install 7TH fLoor	5	21APR11	27APR11
HEINAMAN	419	Retail	6	10MAY11	17MAY11
Skylight System					

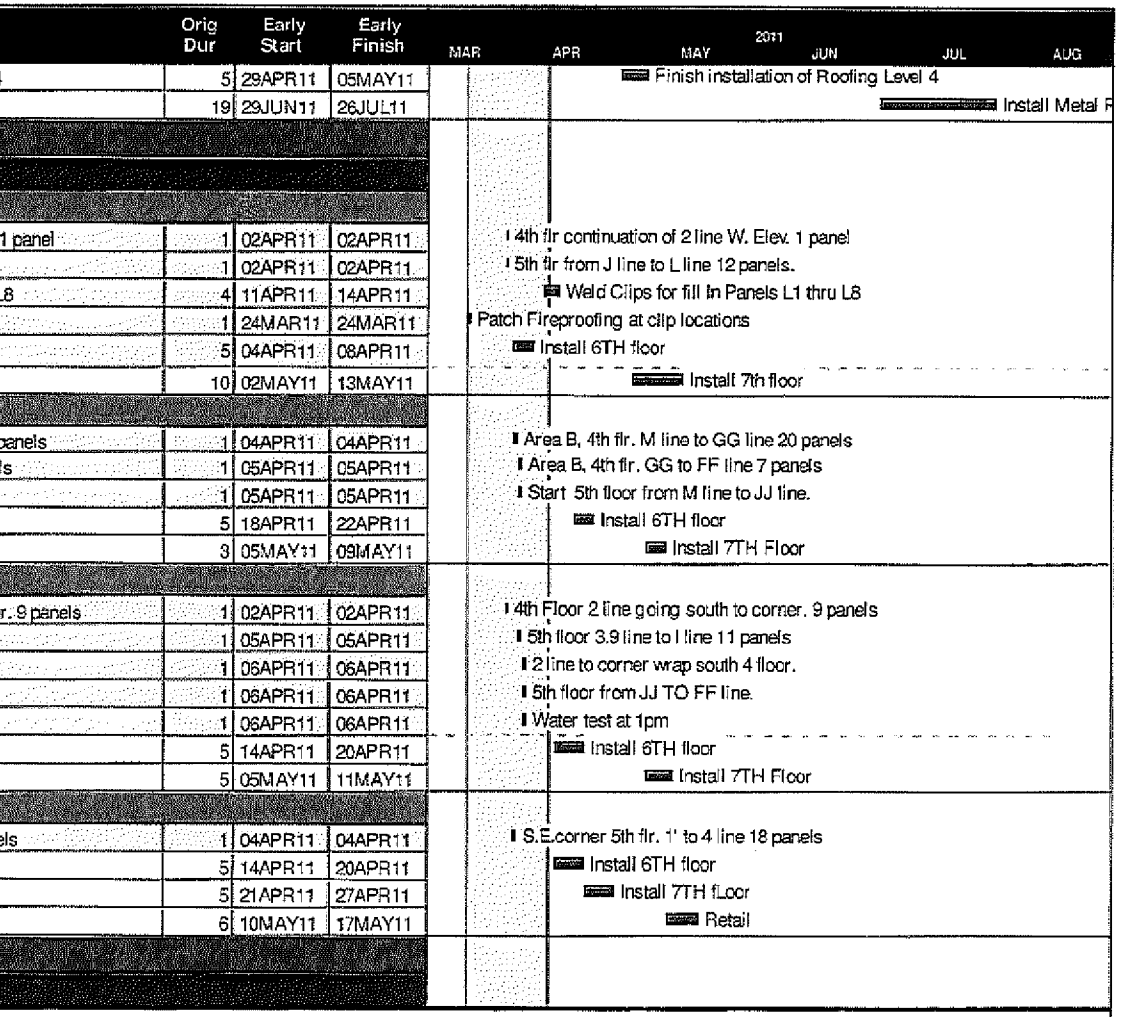

Run date 12APR11
Page number 5A
© Primavera Systems, Inc.

The Whiting-Turner Contracting Co.
LVCH 4 Week Schedule

Early bar
Progress bar
Critical bar
Summary bar
Start milestone point
Finish milestone point

Responsibility	Act ID	Description	Orig Dur	Early Start	Early Finish
KHS&S	49	Stud Framing	1	24MAR11	24MAR11
KHS&S	59	Paint Top of Monokote	1	25MAR11	25MAR11
HEINAMAN	69	Assemble skylight Frames 1-6	2	28MAR11	29MAR11
HEINAMAN	79	Set Skylight frames 1-6	1	30MAR11	30MAR11
HEINAMAN	89	Prepare skylight frames 1-6 for glass	1	31MAR11	31MAR11
HEINAMAN	99	Install skylight Glass 1-6	7	01APR11	11APR11
HEINAMAN	109	Set Skylight gutters 1-6	1	01APR11	01APR11
HEINAMAN	179	Skylight frames Delivered 7-8	1	08APR11	08APR11
HEINAMAN	189	Assemble Skylight Frames 7-8	2	11APR11	12APR11
HEINAMAN	199	Set Skylight frames 7-8	1	13APR11	13APR11
HEINAMAN	209	Set Skylight Gutters 7-8	1	14APR11	14APR11
HEINAMAN	219	Prepare Skylight Frames 7-8 for Glass	1	15APR11	15APR11
HEINAMAN	229	Set Skylight Glass 7-8	1	18APR11	18APR11
HEINAMAN	239	Deliver metal panel soffits	1	19APR11	19APR11
HEINAMAN	249	Install metal panel soffits	1	20APR11	20APR11
Interior Core Build Out					
Interior Framing, Drywall, MEP Core Activities					
Department					
General					
KHS&S	1088	Install Fire Treated Plywood in Telecom Rooms	4	31MAR11	05APR11
ALL SUBS	1228	Complete CRA 176 Drinking fountain conflicts	5	06APR11	12APR11
KHS&S	1278	Start install of Corridor Wainscoats	10	13APR11	26APR11
ALL SUBS	1288	Complete nonconformance list activities	3	28MAR11	30MAR11
KHS&S	1298	Start Suspended Ceiling install backup	10	18APR11	29APR11
BOMBARD	1308	Mechanical R/I to suspended grid	10	20APR11	03MAY11
J&R	1318	Install Resilient Flooring in Telecom Rooms	2	11APR11	12APR11
BOMBARD	1378	Install 3 NAE & NCE HVAC Controls	3	06APR11	08APR11
BOMBARD	1388	Determine Emergency power for NAE's	3	11APR11	13APR11
MOJAVE	1398	Complete power to NAE and NCE's	2	14APR11	15APR11
BOMBARD	1558	Complete chill water connection to AHU 1	2	20APR11	21APR11
BOMBARD	1568	Complete electrical to AHU 1	3	22APR11	26APR11
BOMBARD	1578	Start up AHU 1	5	27APR11	03MAY11

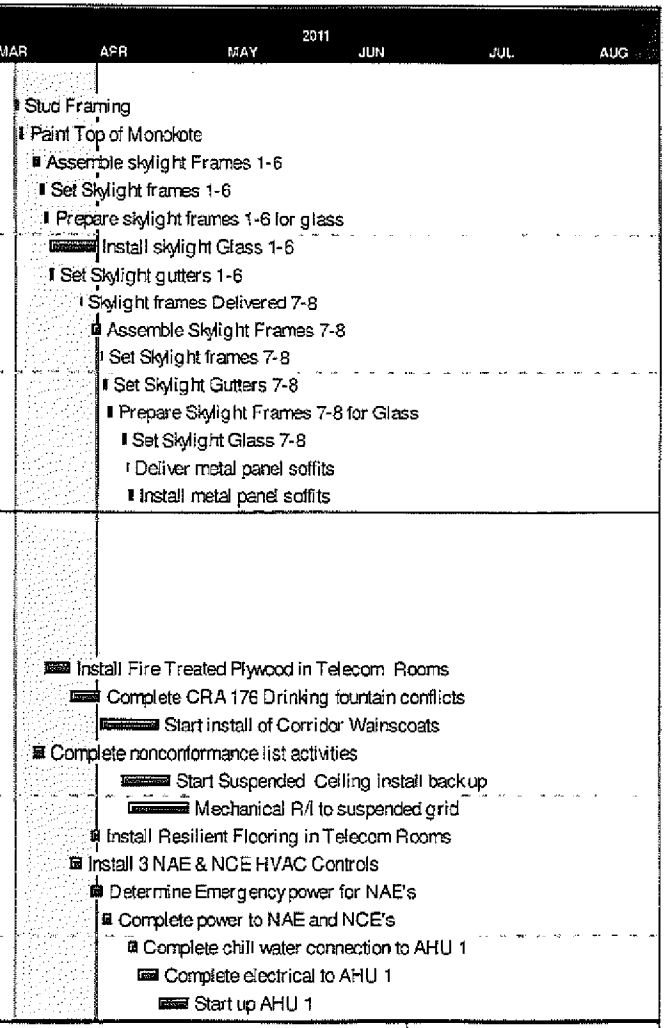

Run date 12APR11
Page number 6A
© Primavera Systems, Inc.

The Whiting-Turner Contracting Co.
LVCH 4 Week Schedule

Early bar
Progress bar
Critical bar
Summary bar
Start milestone point
Finish milestone point

MOJ01942
JA 00005718

Responsibility	Act ID	Description	Orig Dur	Early Start	Early Finish
General Area					
BOMBARD	1068	complete all termination and make up VAV's	2	22APR11	25APR11
BOMBARD	1078	Complete chill water connection to AHU 2 & 3	2	22APR11	25APR11
MOJAVE	1108	Complete electrical to AHU 2 & 3	3	26APR11	28APR11
BOMBARD	1118	Start up AHU 2 & 3	5	29APR11	05MAY11
KHS&S	1238	Restrooms hard lids are rocked	1	01APR11	01APR11
CITY INSP.	1248	Inspect hard lids in Restrooms	1	05APR11	05APR11
KHS&S	1258	Tape and Texture hard lids in Restrooms	5	05APR11	11APR11
KHS&S	1268	Paint hard lids in restrooms	2	12APR11	13APR11
ALL SUBS	1738	Complete Telecom Rooms 100 Finishes	5	20APR11	26APR11
KHS&S	1888	Relocate access panel RM. 1034	1	27APR11	27APR11
Area A					
KHS&S	958	Layout stone support walls in Lobby	1	24MAR11	24MAR11
KHS&S	968	Frame Support walls in Lobby	5	25MAR11	31MAR11
KHS&S	978	Layout Columns in Lobby	5	01APR11	07APR11
KHS&S	988	Frame columns in Lobby	1	08APR11	08APR11
KHS&S	998	Complete shaft wall framing and Drywall	5	11APR11	15APR11
HEINAMAN	1128	Layout main Entry columns F, F.5,G.5 and J	1	06APR11	06APR11
KHS&S	1138	Confirm, cordinate Heinaman's layout	1	07APR11	07APR11
W-T	1139	Form and pour curb for strorefront curtainwall	1	12APR11	12APR11
HEINAMAN	1141	Weld bent plates to canopy I-Beams	1	13APR11	13APR11
KHS&S	1148	Frame Main Entry columns F, F.5,G.5 and J	2	14APR11	15APR11
BOMBARD	1158	R/I Main Entry columns canopy drain	1	15APR11	15APR11
MOJAVE	1168	R/I Main Entry Electrical/ Fire Alarm/Security	1	15APR11	15APR11
BOMBARD	1178	R/I Main Entry Duct Diffusers F.5 and G.5	1	15APR11	15APR11
CITY INSP.	1188	City Inspect R/I and framing	1	18APR11	18APR11
KHS&S	1198	Rock & install plywood Main Entry Columns/clg.	1	19APR11	19APR11
KHS&S	1208	Fire tape Main Entry Columns	2	20APR11	21APR11
COMMERCIAL	1209	Install waterproofing	1	22APR11	22APR11
HEINAMAN	1218	Clad Main Entry Columns for store front	10	22APR11	05MAY11
VENTURA	2238	Start Ceramic Tile in Mens Restrooms 1084 ,1080	15	24MAR11	13APR11
VENTURA	2248	Start Ceramic Tile in Womens Restrooms 1085,1081	15	24MAR11	13APR11

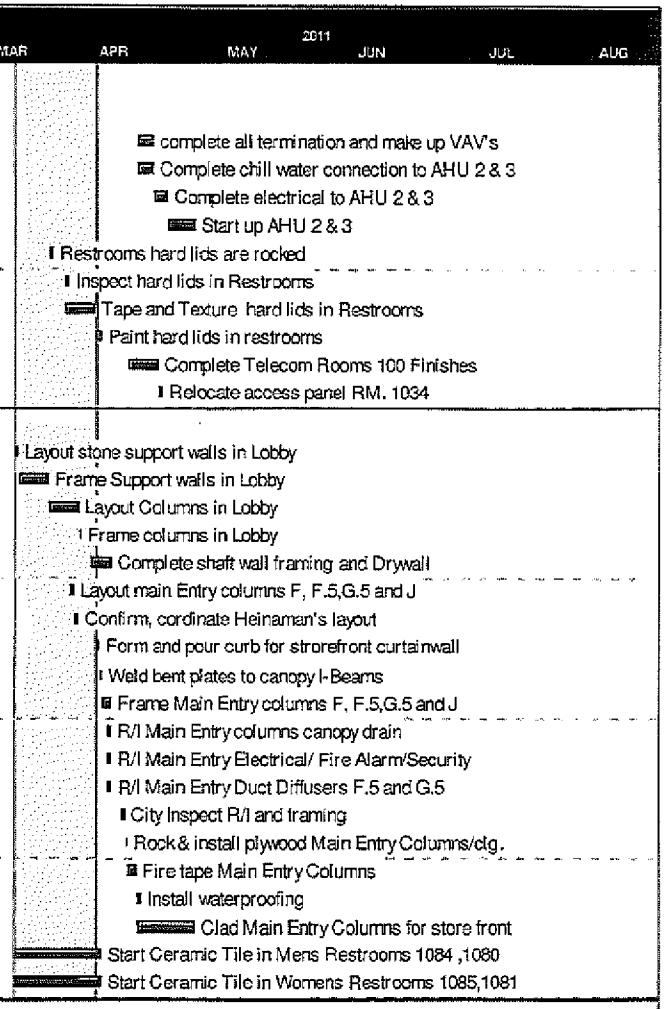

Run date 12APR11
Page number 7A
© Primavera Systems, Inc.

The Whiting-Turner Contracting Co.
LVCH 4 Week Schedule

Early bar
Progress bar
Critical bar
Summary bar
Start milestone point
Finish milestone point

MOJ01943
JA 00005719

Responsibility	Act ID	Description	Orig Dur	Early Start	Early Finish
VENTURA	2278	Start Ceramic Tile in Mens Restrooms 1112	10	31MAR11	13APR11
VENTURA	2288	Start Ceramic Tile in Womens Restrooms 1113	10	31MAR11	13APR11
Area B					
VENTURA	2258	Start Ceramic Tile in Mens Restrooms 1140	10	31MAR11	13APR11
VENTURA	2268	Start Ceramic Tile in Womens Restrooms 1141	10	31MAR11	13APR11
Area C					
MOJAVE	1038	Remove Cable tray from Corridors	2	04APR11	05APR11
KHS&S	1058	Finish tape and finish level 4 corridors	5	06APR11	12APR11
Area D					
KHS&S	1098	KHS&S RFI sound rated soffit needs resolved	1	24MAR11	24MAR11
General Area					
BOMBARD	1588	complete all termination and make up VAV's	2	25APR11	26APR11
BOMBARD	1598	Complete chill water connection to AHU 6	2	29APR11	02MAY11
MOJAVE	1608	Complete electrical to AHU 6	3	03MAY11	05MAY11
BOMBARD	1618	Start up AHU 6	5	06MAY11	12MAY11
ALL SUBS	1748	Complete Telecom Rooms 100 Finishes	5	20APR11	26APR11
ALL SUBS	1788	Start work Bulletin 7 ALL AREAS	5	20APR11	26APR11
MOJAVE	1898	Layout all lighting for KHS&S	1	04APR11	04APR11
BOMBARD	1908	Layout all Access panels for KHS&S	1	04APR11	04APR11
KHS&S	2018	Relocate access panel Room 2055	1	05APR11	05APR11
KHS&S	2028	Relocate access room 2010	1	06APR11	06APR11
BOMBARD	2038	Issue with Duct in 2048 to low	1	07APR11	07APR11
Area A					
KHS&S	1048	Finish Taping Walls Level 4	5	11APR11	15APR11
KHS&S	1328	Complete shaft wall framing	4	18APR11	21APR11
CITY INSP.	1338	Inspect Shaft wall Framing	1	22APR11	22APR11
KHS&S	1358	Tape and Finish Shaft walls	4	25APR11	28APR11
VENTURA	2298	Start Ceramic Tile in Mens Restrooms 2015,2042	15	07APR11	27APR11
VENTURA	2308	Start Ceramic Tile in Womens Restrooms 2016,2041	15	07APR11	27APR11
Area B					
VENTURA	2318	Start Ceramic Tile in Mens Restrooms 2057	10	14APR11	27APR11
	2328	Start Ceramic Tile in Womens Restrooms 22058	10	14APR11	27APR11

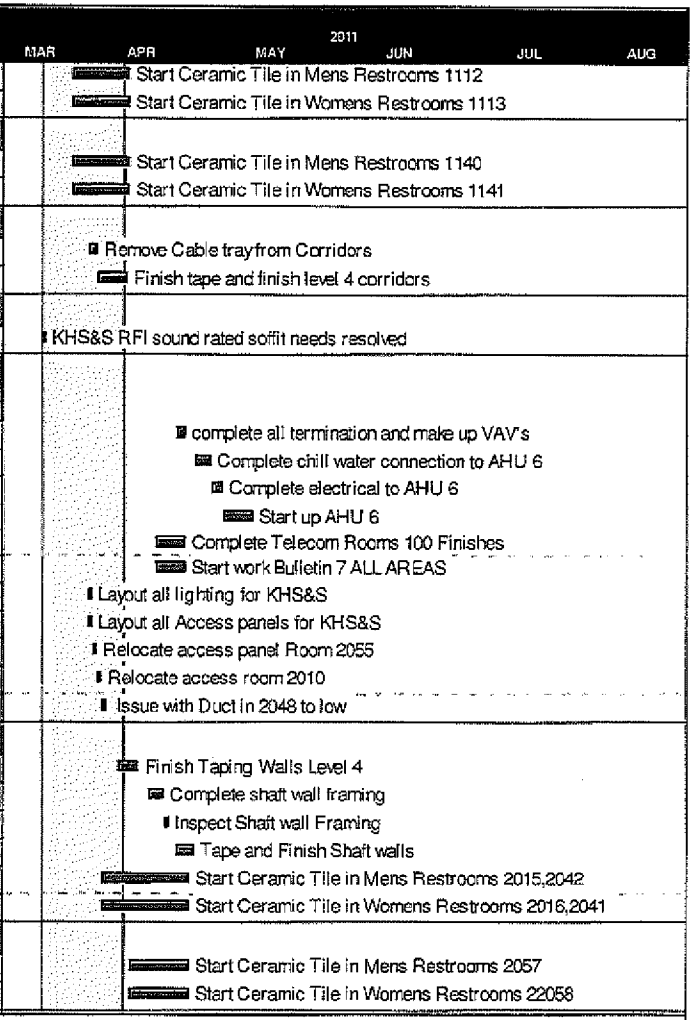

Run date 12APR11
Page number 8A
© Primavera Systems, Inc.

The Whiting-Turner Contracting Co.
LVCH 4 Week Schedule

Early bar
Progress bar
Critical bar
Summary bar
Start milestone point
Finish milestone point

Responsibility	Act ID	Description	Orig Dur	Early Start	Early Finish
Area C					
KHS&S	1368	Install Drywall B.O.H walls	4	11APR11	14APR11
W-T	1458	Resolve low beam ceiling height issue.	4	11APR11	14APR11
KHS&S	1468	Complete skylight framing	3	15APR11	19APR11
W-T	1478	Resolve diffuser slot opening at serpentine wall	4	11APR11	14APR11
KHS&S	1488	Continue Framing serpentine Prefunction wall	10	15APR11	28APR11
VENTURA	2338	Start Ceramic Tile in Mens Restrooms 22036	10	21APR11	04MAY11
VENTURA	2348	Start Ceramic Tile in Womens Restrooms 2237	10	21APR11	04MAY11
2040 Council Chambers					
KHS&S	1348	Install Isolation Compression Posts @ Sound lid	5	11APR11	15APR11
W-T	1349	Verify TV suport steel is in correct place	2	11APR11	12APR11
CITY INSP.	1408	Inspect ceiling system for Drywall to start	1	18APR11	18APR11
KHS&S	1417	Fire and Sound Caulk all penitrations	3	19APR11	21APR11
KHS&S	1418	Install two layers of drywall at sound lid	5	22APR11	28APR11
KHS&S	1428	Fire tape sound lid/ Sound caulk Perimeter	2	25APR11	26APR11
KHS&S	1438	Install black cotton glued to sound lid	5	25APR11	29APR11
Level 1					
General Area					
BOMBARD	1008	Install 3 NAE & NCE HVAC Controls	5	25APR11	29APR11
MOJAVE	1498	Determine Emergency power for NAE's	1	02MAY11	02MAY11
BOMBARD	1508	Complete power to NAE and NCE's	2	03MAY11	04MAY11
MOJAVE	1518	complete all termination and make up VAV's	5	05MAY11	11MAY11
BOMBARD	1628	Complete chill water connection to AHU 7	2	06MAY11	09MAY11
BOMBARD	1638	Complete electrical to AHU 7	2	10MAY11	11MAY11
BOMBARD	1648	Start up AHU 7	5	12MAY11	18MAY11
ALL SUBS	1758	Complete Telecom Rooms 100 Finishes	5	26APR11	02MAY11
MOJAVE	1918	Layout lighting for KHS&S	1	05APR11	05APR11
BOMBARD	1928	Layout access panels for KHS&S	1	05APR11	05APR11
MOJAVE	2048	Layout drywall removal for Bulletin 10	1	06APR11	06APR11
KHS&S	2188	Install fire sating &fire caulk wall penitration	5	07APR11	13APR11
Area A					
VENTURA	2358	Start Ceramic Tile in Mens Restrooms 3030,3047	15	28APR11	18MAY11
VENTURA	2368	Start Ceramic Tile in Womens Restrooms 3031,3046	15	28APR11	18MAY11

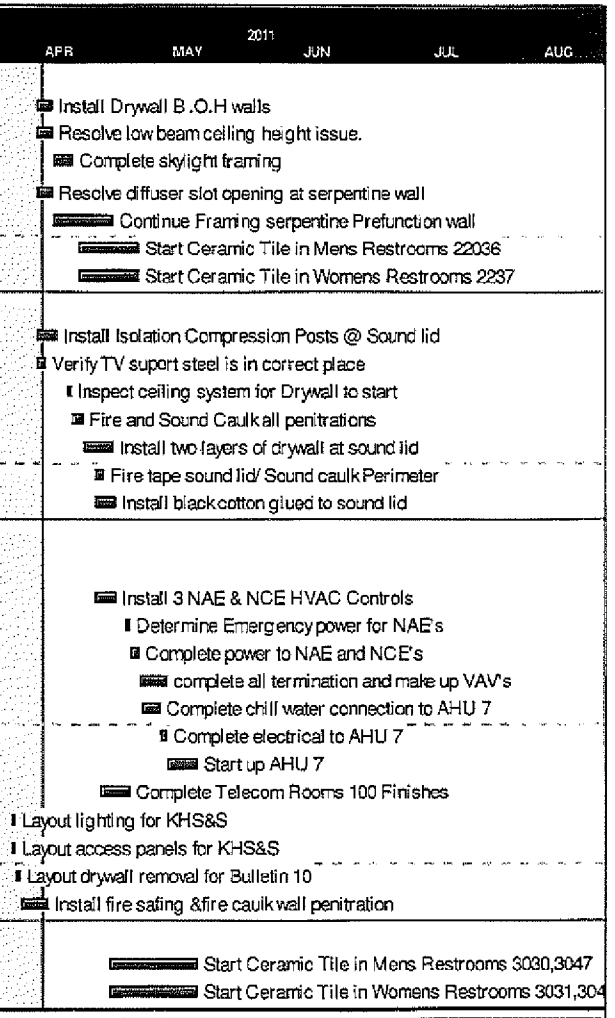

Run date 12APR11
Page number 9A
© Primavera Systems, Inc.

The Whiting-Turner Contracting Co.
LVCH 4 Week Schedule

Early bar
Progress bar
Critical bar
Summary bar
Start milestone point
Finish milestone point

Responsibility	Act ID	Description	Orig Dur	Early Start	Early Finish
General Area					
BOMBARD	1018	complete all termination and make up VAV's	5	20APR11	26APR11
BOMBARD	1808	Complete chill water connection to AHU 8	2	06MAY11	09MAY11
MOJAVE	1818	Complete electrical to AHU 8	3	10MAY11	12MAY11
BOMBARD	1828	Start up AHU 8	5	13MAY11	19MAY11
ALL SUBS	1838	Complete Telecom Rooms 100 Finishes	5	27APR11	03MAY11
MOJAVE	1938	Layout lighting for KHS&S	1	05APR11	05APR11
BOMBARD	1948	Layout access panels for KHS&S	1	05APR11	05APR11
ALL SUBS	2058	In wall rough-in signed off	1	05APR11	05APR11
KHS&S	2078	Bulletin 10 drywall and finish taping level 4	5	06APR11	12APR11
KHS&S	2198	Install fire safing &fire caulk wall penitration	5	13APR11	19APR11
Area A					
VENTURA	2378	Start Ceramic Tile in Mens Restrooms 4053,4057	15	05MAY11	25MAY11
VENTURA	2388	Start Ceramic Tile in Womens Restrooms 4031,4056	15	26MAY11	16JUN11
General Area					
BOMBARD	1028	complete all termination and make up VAV's	5	20APR11	26APR11
BOMBARD	1848	Complete chill water connection to AHU 9	2	29APR11	02MAY11
MOJAVE	1858	Complete electrical to AHU 9	3	03MAY11	05MAY11
BOMBARD	1868	Start up AHU 9	5	06MAY11	12MAY11
ALL SUBS	1878	Complete Telecom Rooms 100 Finishes	5	28APR11	04MAY11
MOJAVE	1958	Layout lighting for KHS&S	1	05APR11	05APR11
BOMBARD	1968	Layout access panels for KHS&S	1	05APR11	05APR11
ALL SUBS	2088	In wall rough-in signed off	1	06APR11	06APR11
KHS&S	2098	Bulletin 10 drywall and finish taping level 4	5	07APR11	13APR11
KHS&S	2208	Install fire safing &fire caulk wall penitration	5	14APR11	20APR11
Area A					
VENTURA	2398	Start Ceramic Tile in Mens Restrooms 5040,5033	15	03JUN11	23JUN11
VENTURA	2408	Start Ceramic Tile in Womens Restrooms 5039,5032	15	03JUN11	23JUN11
General Area					

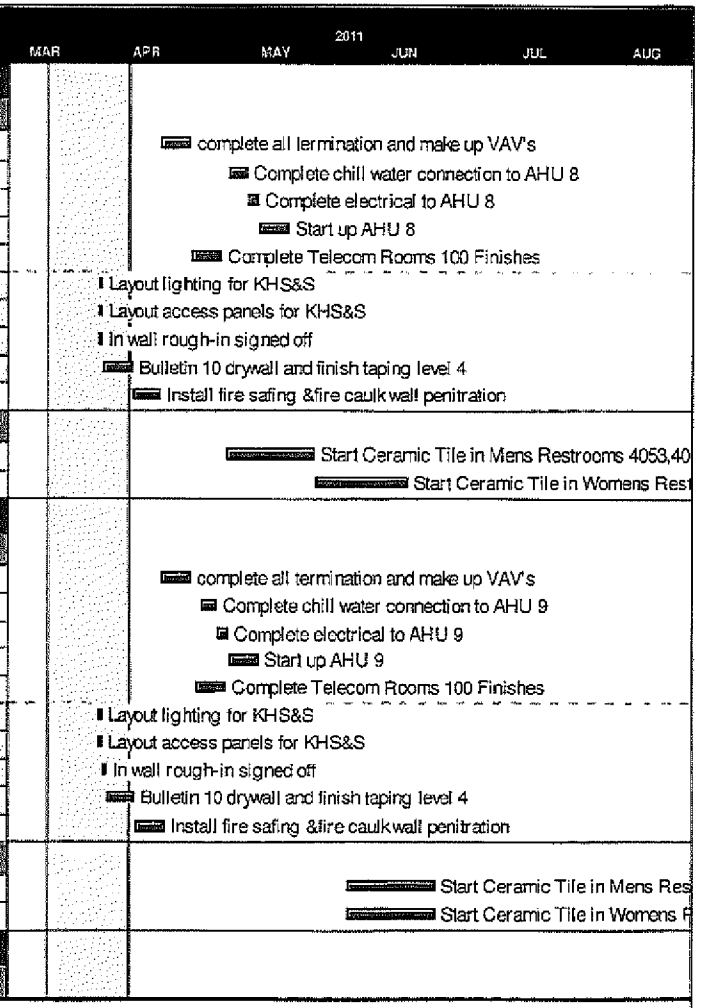

Run date 12APR11
Page number 10A
© Primavera Systems, Inc.

The Whiting-Turner Contracting Co.
LVCH 4 Week Schedule

Early bar
Progress bar
Critical bar
Summary bar
Start milestone point
Finish milestone point

Responsibility	Act ID	Description	Orig Dur	Early Start	Early Finish
BOMBARD	1448	Install 3 NAE & NCE HVAC Controls	5	27APR11	03MAY11
MOJAVE	1528	Determine Emergency power for NAE's	1	04MAY11	04MAY11
MOJAVE	1538	Complete power to NAE and NCE's	2	05MAY11	06MAY11
BOMBARD	1548	complete all termination and make up VAV's	5	09MAY11	13MAY11
BOMBARD	1678	Complete chill water connection to AHU 10	2	29APR11	02MAY11
MOJAVE	1688	Complete electrical to AHU 10	3	03MAY11	05MAY11
BOMBARD	1698	Start Up AHU 10	5	06MAY11	12MAY11
ALL SUBS	1768	Complete Telecom Rooms 100 Finishes	5	29APR11	05MAY11
MOJAVE	1978	Layout lighting for KHS&S	1	06APR11	06APR11
BOMBARD	1988	Layout access panels for KHS&S	1	06APR11	06APR11
ALL SUBS	2108	In wall rough-in signed off	1	07APR11	07APR11
KHS&S	2118	drywall and finish taping all Areas level 4	5	08APR11	14APR11
KHS&S	2218	Install fire safing &fire caulk wall penitration	5	15APR11	21APR11
Area A					
VENTURA	2418	Start Ceramic Tile in Mens Restrooms 6057,6051	15	10JUN11	30JUN11
VENTURA	2428	Start Ceramic Tile in Womens Restrooms 6056,6060	15	10JUN11	30JUN11
General Area					
BOMBARD	1668	complete all termination and make up VAV's	5	10MAY11	16MAY11
BOMBARD	1708	Complete chill water connection to AHU 11	2	29APR11	02MAY11
MOJAVE	1718	Complete electrical to AHU 11	3	03MAY11	05MAY11
BOMBARD	1728	Start Up AHU 11	5	06MAY11	12MAY11
ALL SUBS	1778	Complete Telecom Rooms 100 Finishes	5	02MAY11	06MAY11
BOMBARD	1798	Complete install of Mayors balcony drains	1	05APR11	05APR11
MOJAVE	1998	Layout lighting for KHS&S	1	06APR11	06APR11
BOMBARD	2008	Layout access panels for KHS&S	1	06APR11	06APR11
ALL SUBS	2128	In wall rough-in signed off	1	07APR11	07APR11
KHS&S	2129	Complete core framing walls and restrooms walls	5	05APR11	11APR11
KHS&S	2138	drywall and finish taping all areas level 4	5	12APR11	18APR11
KHS&S	2228	Install fire safing &fire caulk wall penitration	5	19APR11	25APR11
Area A					
VENTURA	2438	Start Ceramic Tile in Mens Restrooms 7063,7057	15	17JUN11	08JUL11
VENTURA	2448	Start Ceramic Tile in Womens Restrooms 7062,7056	15	17JUN11	08JUL11

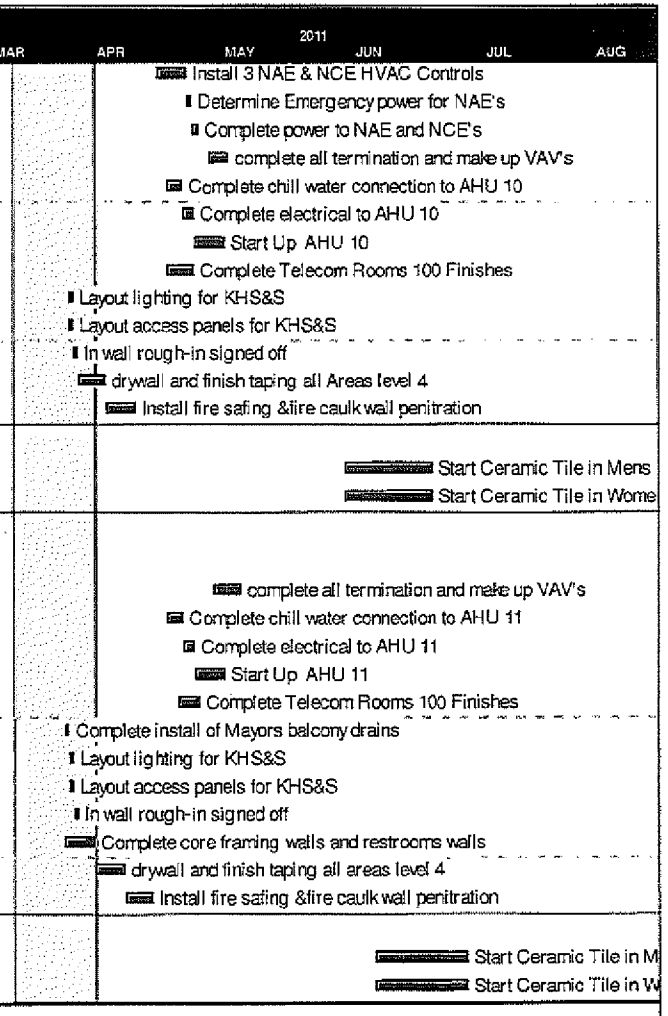

Run date 12APR11
Page number 11A
© Primavera Systems, Inc.

The Whiting-Turner Contracting Co.
LVCH 4 Week Schedule

Early bar
Progress bar
Critical bar
Summary bar
Start milestone point
Finish milestone point

Responsibility	Act ID	Description	Orig Dur	Early Start	Early Finish
VENTURA	2458	Start Ceramic Tile Mayor's Restrooms7002,7003	10	11JUL11	22JUL11
General Area					
KHS&S	1658	Complete framing /drywall at Elevator Lobby	5	27APR11	03MAY11
Stairwells					
Stair #1 (GRAND STAIR)					
SME	658	Recieve Permit from City and resume work	5	11APR11	15APR11
Stair # 2					
MOJAVE	398	All Electrical R/I signed off Complete	1	01APR11	01APR11
BOMBARD	418	All Mechanical and Plumbing R/I signed off	1	04APR11	04APR11
KHS&S	428	Drywall stairwell from Basement up to level 7	4	05APR11	08APR11
KHS&S	438	T&M work starts for added layers B up to 8.	5	11APR11	15APR11
KHS&S	448	Build scaffold on level 8	1	18APR11	18APR11
KHS&S	458	Drywall level 8 and T&M added layers on 8	1	19APR11	19APR11
KHS&S	468	Tape and finish level 4 Stairwell B up to 8	5	20APR11	26APR11
KHS&S	608	Texture walls for paint	5	27APR11	03MAY11
KHS&S	618	Take down Scaffold on level 8	1	04MAY11	04MAY11
Stair #3A					
MOJAVE	408	All Electrical R/I signed off Complete	1	04APR11	04APR11
BOMBARD	488	All Mechanical and Plumbing R/I signed off	1	05APR11	05APR11
KHS&S	498	Drywall basement to Level 1.5 Mezz	4	06APR11	11APR11
KHS&S	508	Taping level 4 finish	5	12APR11	18APR11
KHS&S	518	Texture walls for paint	2	19APR11	20APR11
Stair #3B					
MOJAVE	118	All Electrical R/I signed off Complete	1	05APR11	05APR11
BOMBARD	528	All Mechanical and Plumbing R/I signed off	1	06APR11	06APR11
KHS&S	538	Drywall basement to Level 5	4	07APR11	12APR11
KHS&S	548	T&M work starts for added layers B up to 6.	1	13APR11	13APR11
KHS&S	558	Build scaffold on level 6	1	14APR11	14APR11
KHS&S	568	Drywall level 6 and T&M added layers on 6	4	15APR11	20APR11
KHS&S	578	Tape and finish level 4 Stairwell B up to 6	5	21APR11	27APR11

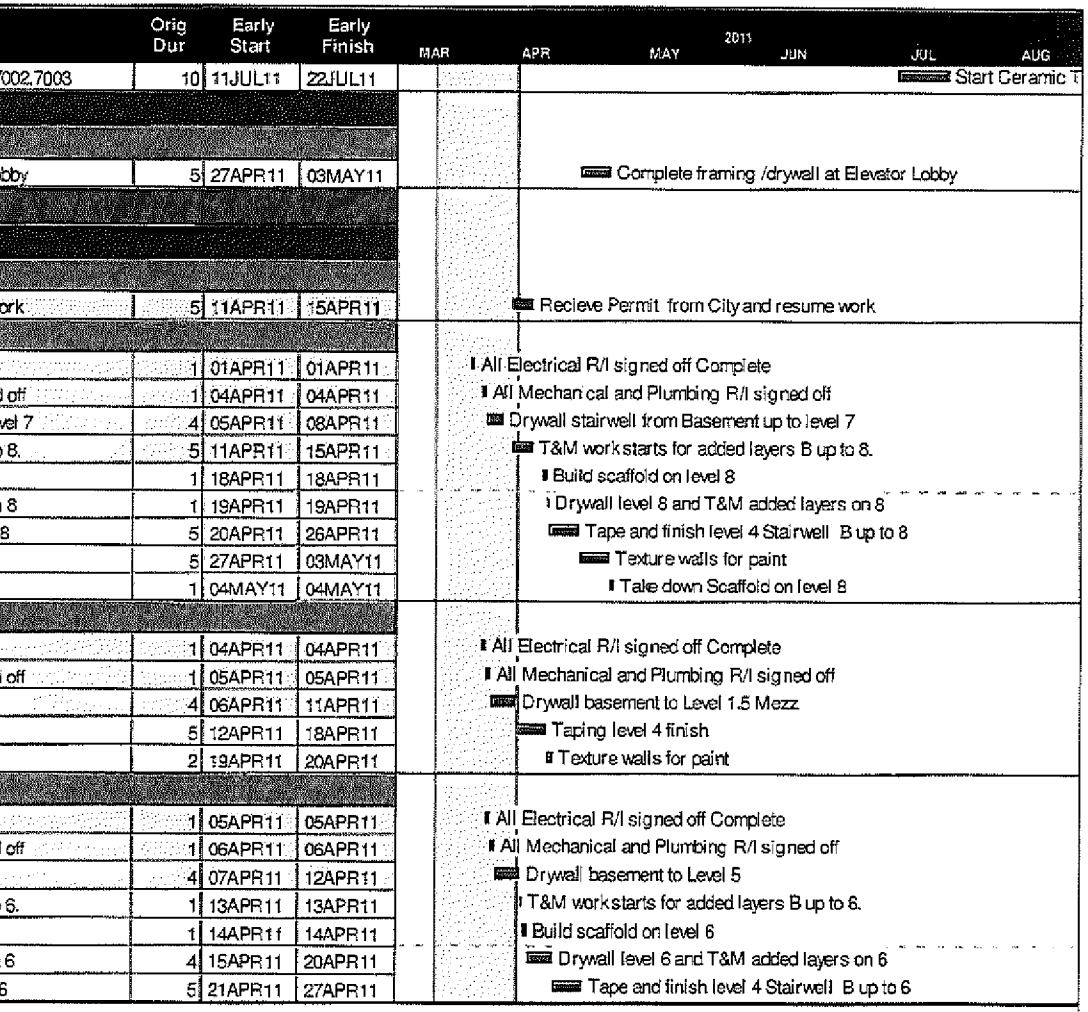

Run date 12APR11
Page number 12A
© Primavera Systems, Inc.

The Whiting-Turner Contracting Co.
LVCH 4 Week Schedule

Early bar
Progress bar
Critical bar
Summary bar
Start milestone point
Finish milestone point

MOJ01948
JA 00005724

Responsibility	Act ID	Description	Orig Dur	Early Start	Early Finish
KHS&S	598	Texture walls for paint	2	28APR11	29APR11
KHS&S	628	Take down Scaffold on level 6	1	02MAY11	02MAY11
Stair #4					
ALL SUBS	648	Complete stair 4 100% ready for paint	5	13APR11	19APR11
Stair #5					
ALL SUBS	668	Complete stair 5 100% ready for paint	5	20APR11	26APR11
Stair # 6					
MOJAVE	638	Pull conductors on wall for Lights	3	13APR11	15APR11
MOJAVE	878	Install Lights	5	18APR11	22APR11
SME	888	Install Handrails	5	25APR11	29APR11
COMMERCIAL	898	Install Waterproofing	5	13APR11	19APR11
COMMERCIAL	908	Install Pavers	10	20APR11	03MAY11
5' Wall Leave Out or Curtain Wall					
Area A 5' Leave Out Crew					
KHS&S	48	Crew to start working counter clock wise	1	18APR11	18APR11
KHS&S	388	Frame knee wall	3	18APR11	20APR11
MOJAVE	478	Electrical rough in at knee wall	1	18APR11	18APR11
KHS&S	758	Frame Mecho shade soffit	4	18APR11	21APR11
KHS&S	778	Frame 5' leave out wall	2	18APR11	19APR11
MOJAVE	868	Electrical rough in at leave out wall	1	20APR11	20APR11
KHS&S	918	Hang all drywall	2	21APR11	22APR11
KHS&S	928	Tape walls/ ceilings to level 4	5	25APR11	29APR11
KHS&S	938	Mask and spray texture	2	02MAY11	03MAY11
KHS&S	948	Prime and paint walls / ceilings	3	04MAY11	06MAY11
MOJAVE	2178	Install electrical trim, cover plates .	1	09MAY11	09MAY11
Area B 5' Leave Out Crew					
KHS&S	B-100	Crew to start working counter clock wise	1	21APR11	21APR11
KHS&S	B-110	Frame knee wall	3	21APR11	25APR11
MOJAVE	B-120	Electrical rough in at knee wall	1	21APR11	21APR11
KHS&S	B-130	Frame Mecho shade soffit	4	21APR11	26APR11
KHS&S	B-140	Frame 5' leave out wall	2	21APR11	22APR11
MOJAVE	B-150	Electrical rough in at leave out wall	1	25APR11	25APR11

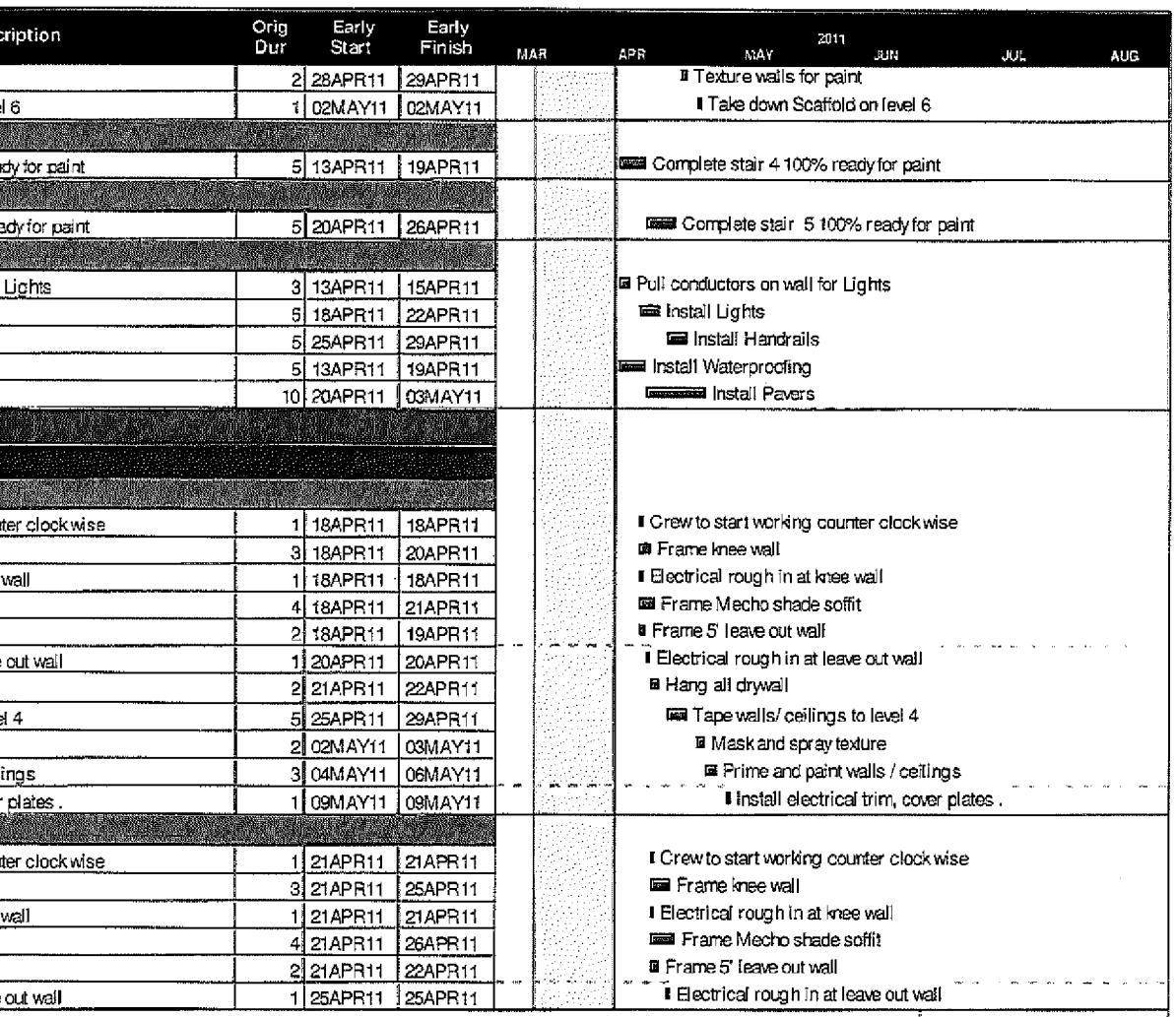

Run date 12APR11
Page number 13A
© Primavera Systems, Inc.

The Whiting-Turner Contracting Co.
LVCH 4 Week Schedule

Early bar
Progress bar
Critical bar
Summary bar
Start milestone point
Finish milestone point

Responsibility	Act ID	Description	Orig Dur	Early Start	Early Finish
KHS&S	B-160	Hang all drywall	2	26APR11	27APR11
KHS&S	B-170	Tape walls/ ceilings to level 4	5	28APR11	04MAY11
KHS&S	B-180	Mask and spray texture	2	05MAY11	06MAY11
KHS&S	B-190	Prime and paint walls / ceilings	3	09MAY11	11MAY11
MOJAVE	B-200	Install electrical trim, cover plates .	1	12MAY11	12MAY11
Area A 5' Leave Out Crew					
KHS&S	C-100	Crew to start working counter clockwise	1	26APR11	26APR11
KHS&S	C-110	Frame knee wall	3	26APR11	28APR11
MOJAVE	C-120	Electrical rough in at knee wall	1	26APR11	26APR11
KHS&S	C-130	Frame Mecho shade soffit	4	26APR11	29APR11
KHS&S	C-140	Frame 5' leave out wall	2	26APR11	27APR11
MOJAVE	C-150	Electrical rough in at leave out wall	1	28APR11	28APR11
KHS&S	C-160	Hang all drywall	2	29APR11	02MAY11
KHS&S	C-170	Tape walls/ ceilings to level 4	5	03MAY11	09MAY11
KHS&S	C-180	Mask and spray texture	2	10MAY11	11MAY11
KHS&S	C-190	Prime and paint walls / ceilings	3	12MAY11	16MAY11
MOJAVE	C-200	Install electrical trim, cover plates .	1	17MAY11	17MAY11
Area B 5' Leave Out Crew					
KHS&S	2-100	Crew to start working counter clockwise	1	29APR11	29APR11
KHS&S	2-110	Frame knee wall	3	29APR11	03MAY11
MOJAVE	2-120	Electrical rough in at knee wall	1	29APR11	29APR11
KHS&S	2-130	Frame Mecho shade soffit	4	29APR11	04MAY11
KHS&S	2-140	Frame 5' leave out wall	2	29APR11	02MAY11
MOJAVE	2-150	Electrical rough in at leave out wall	1	03MAY11	03MAY11
KHS&S	2-160	Hang all drywall	2	04MAY11	05MAY11
KHS&S	2-170	Tape walls/ ceilings to level 4	5	06MAY11	12MAY11
KHS&S	2-180	Mask and spray texture	2	13MAY11	16MAY11
KHS&S	2-190	Prime and paint walls / ceilings	3	17MAY11	19MAY11
MOJAVE	2-200	Install electrical trim, cover plates .	1	20MAY11	20MAY11
Single Line Electrical Distribution					

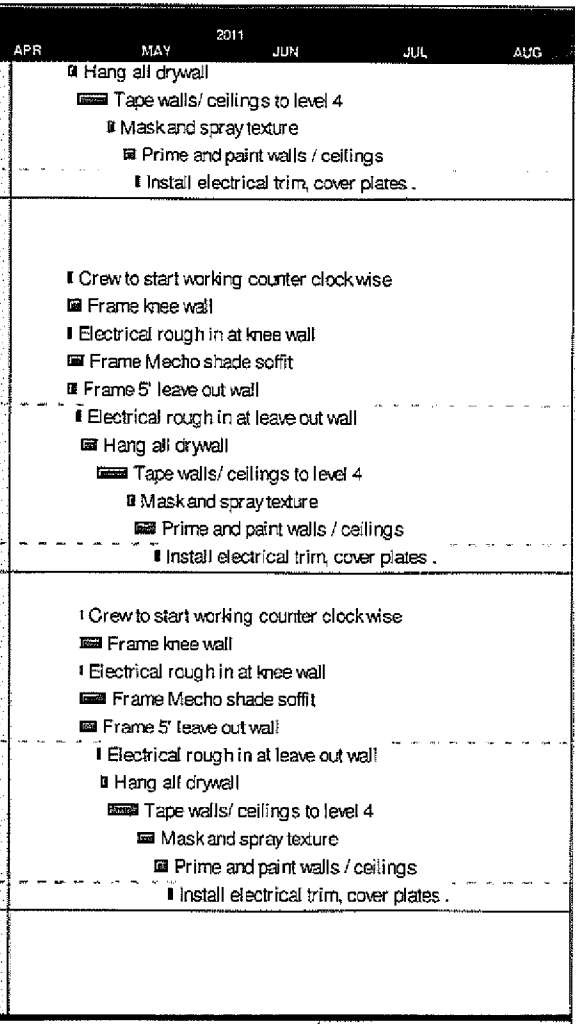

Run date 12APR11
Page number 14A
© Primavera Systems, Inc.

The Whiting-Turner Contracting Co.
LVCH 4 Week Schedule

Early bar
Progress bar
Critical bar
Summary bar
Start milestone point
Finish milestone point

MOJ01950
JA 00005726

Responsibility	Act ID	Description	Orig Dur	Early Start	Early Finish
MOJAVE	88	Lock Out Tag Out proceedure is Active	1	24MAR11	24MAR11
MOJAVE	258	MSA and MSB Main Distribution Panels HOT	1	25MAR11	25MAR11
MOJAVE	259	Level 8 Mech Room Weather tight for Inspector.	1	28MAR11	28MAR11
MOJAVE	268	MSB Hot to Panel HDPRBA level 8 hot to pumps	1	29MAR11	29MAR11
MOJAVE	278	Power Pumps to operate Flush level 8 HOT	1	30MAR11	30MAR11
MOJAVE	288	Power panels level 8 Hot to bumb Mech Equipment	1	31MAR11	31MAR11
BOMBARD	308	Boiler's wired for wrong voltage, RFI 0631	1	29MAR11	29MAR11
MOJAVE	698	RFI 0631 powers Boiler pumps 7-12 from LRBA	1	30MAR11	30MAR11
MOJAVE	708	Panel LRBA-Circuits 22 thru 42, in Rm. 808	1	31MAR11	31MAR11
MOJAVE	718	Install conduit & pull wires, pumps to panel	3	07APR11	11APR11
MOJAVE	728	Terminate wires for pumps in panel LRBA	2	12APR11	13APR11
MOJAVE	738	Pumps are internal with boilers now	1	14APR11	14APR11
MOJAVE	748	Boiler pumps 7-12 Hot	1	15APR11	15APR11
MOJAVE	788	All Panels 8th floor hot	5	18APR11	22APR11
MOJAVE	798	Hampton Tedder Tested out all Gear	3	12APR11	14APR11
Mechanical Start Up					
Chillers					
BOMBARD	588	Mechanical Equipement prefunction Reports done	10	15APR11	28APR11
BOMBARD	589	Chillers started	5	15APR11	21APR11
BOMBARD	590	Install cleaning agent in chill water system	1	15APR11	15APR11
BOMBARD	591	Circulate cleaning agent in chill water system	2	18APR11	19APR11
BOMBARD	593	Dump cleaning agent out of chill water system	1	20APR11	20APR11
BOMBARD	678	Cooling Tower started	5	29APR11	05MAY11
BOMBARD	688	Boilers started	5	02MAY11	06MAY11
BOMBARD	818	EC-1 Started	5	02MAY11	06MAY11
BOMBARD	828	FC-32,29,31,30,33,26,25,27,28 Started	5	02MAY11	06MAY11
BOMBARD	838	WSHP-12 Started	3	03MAY11	05MAY11
BOMBARD	848	CCF-1 and 3 started	3	04MAY11	06MAY11
MOJAVE	858	Install all VFD's on Level 8 100% completed	10	30MAR11	12APR11
Smoke Intake/Exhaust Shaft Enclosures					
General Area					

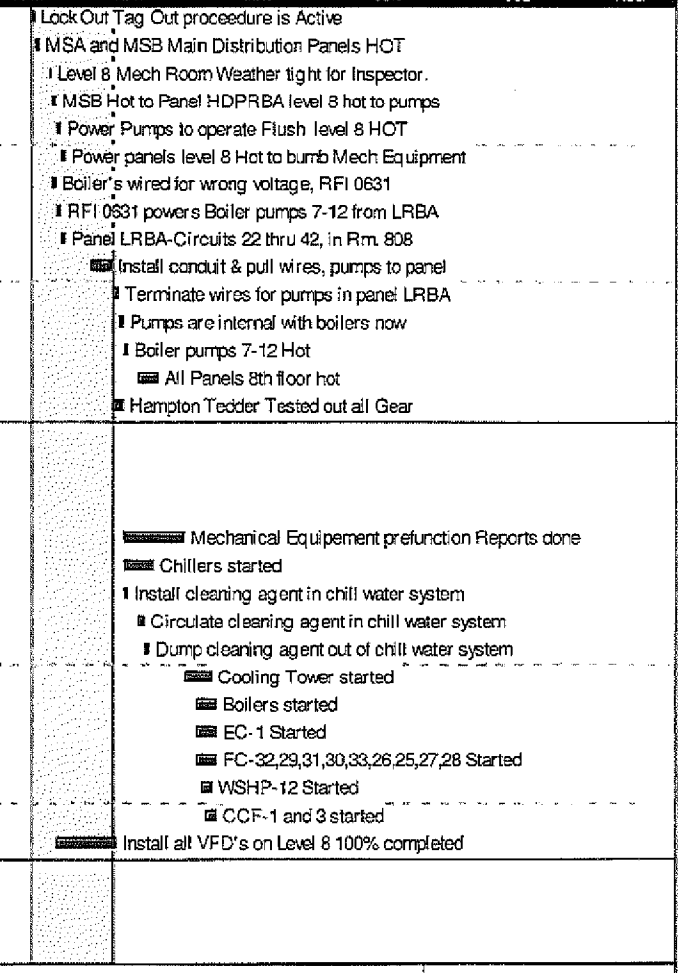

Run date 12APR11
Page number 15A
© Primavera Systems, Inc.

The Whiting-Turner Contracting Co.
LVCH 4 Week Schedule

Early bar
Progress bar
Critical bar
Summary bar
Start milestone point
Finish milestone point

Responsibility	Act ID	Description	Orig Dur	Early Start	Early Finish
BOMBARD	298	Completed	1	24MAR11	24MAR11
Level 1 Gas Distribution Rough Ins					
Level 1					
General Area					
BOMBARD	108	complete	10	24MAR11	06APR11
Elevators 1-8					
General Area					
MOJAVE	128	Supply power to elevator 3 and 4	1	13APR11	13APR11
OTIS	131	Complete Rail Installation 1-4	20	13APR11	10MAY11
OTIS	132	Hoistway Entrance & Jamb Installation 1-4	20	11MAY11	08JUN11
OTIS	138	Hoistway wiring & Cab shell installation 1-4	19	09JUN11	06JUL11
MOJAVE	158	Supply power to Elevators 7 and 8	2	13APR11	14APR11
OTIS	168	Elevator Rail installation 7 & 8	15	11MAY11	01JUN11
OTIS	178	Hoistway wiring & Cab shell installation 7 & 8	10	13MAY11	26MAY11
OTIS	208	Start Cab Insteriors	25	15JUL11 *	18AUG11
OTIS	221	Drop Test and Ispections	2	19AUG11	22AUG11
Interior Finish Build Out					
BASEMENT					
001 Parking					
ALL SUBS	78	Clear out all material	5	15APR11	21APR11
URATA	81	sack and patch roof, level B class finish	5	13APR11	19APR11
URATA	87	Clean off all overhead MEP	5	22APR11	28APR11
KHS&S	304	paint walls and ceiling and utilities	10	20APR11	03MAY11
MOJAVE	344	Install Lighting	5	04MAY11	10MAY11
BOMBARD	474	Install register and grills	5	11MAY11	17MAY11
0002 Storage					
KHS&S	84	Paint Walls	1	13APR11	13APR11
KHS&S	904	Install Install suspended ceiling	1	14APR11	14APR11
MOJAVE	944	Install light fixtures	1	15APR11	15APR11

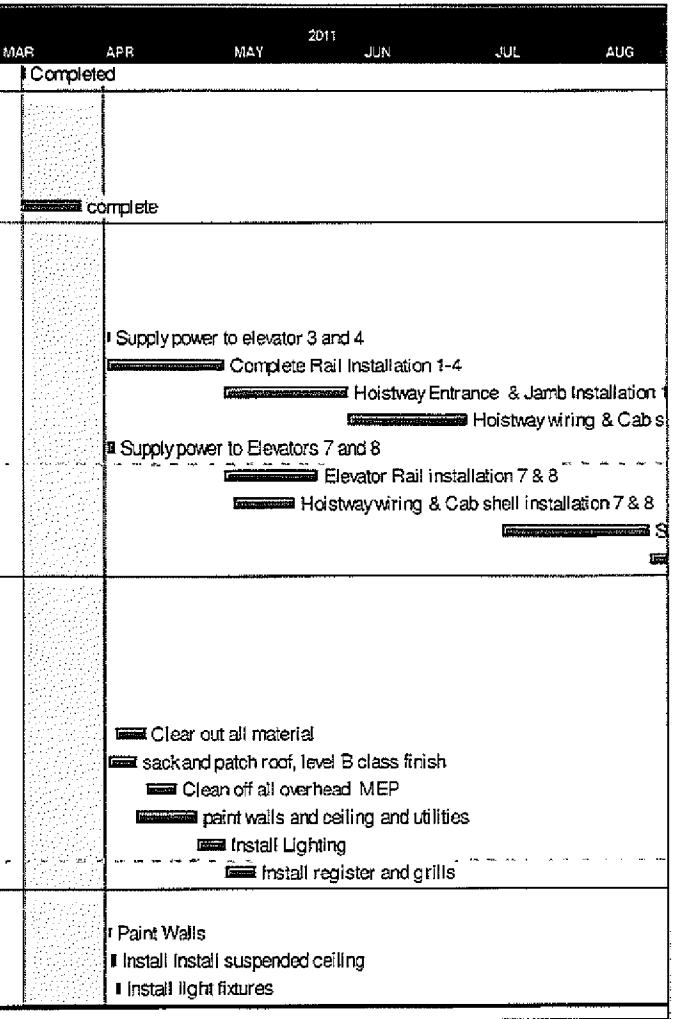

Run date 12APR11
Page number 16A
© Primavera Systems, Inc.

The Whiting-Turner Contracting Co.
LVCH 4 Week Schedule

Early bar
Progress bar
Critical bar
Summary bar
Start milestone point
Finish milestone point

Responsibility	Act ID	Description	Orig Dur	Early Start	Early Finish
MOJAVE	964	Trim out electrical outlets and switches	1	18APR11	18APR11
MOJAVE	974	Install Fire alarm	1	19APR11	19APR11
MOJAVE	984	Power fed out of panel , in E room	1	20APR11	20APR11
MOJAVE	994	Install hvac diffusers, supply and return	1	21APR11	21APR11
MOJAVE	1004	VAV , AHU Powered out of room, panel	1	22APR11	22APR11
DH PACE	1014	Install door and hardware	1	25APR11	25APR11
J&R	1024	Install flooring	1	26APR11	26APR11
J&R	1034	Install rubber base	1	27APR11	27APR11
0005 Telecom					
KHS&S	114	Install fire treated plywood on all walls	4	31MAR11	05APR11
MOJAVE	674	Install telecom Ladder Racks	2	06APR11	07APR11
MOJAVE	684	Install telephone outlet on South wall	1	06APR11	06APR11
MOJAVE	704	Install Voice Termination A/ T4.01 S.Wall	1	06APR11	06APR11
MOJAVE	1984	Install O.H. C1 lights fed out of EHBA-10	1	06APR11	06APR11
MOJAVE	1994	Install switch on East wall	1	06APR11	06APR11
MOJAVE	2014	Install 3 wall outlets	1	06APR11	06APR11
MOJAVE	2024	Install 8 outlets to center ladder rack	1	06APR11	06APR11
MOJAVE	2034	R/I Electrical CRAH-6	1	06APR11	06APR11
MOJAVE	2044	Install space sensor south wall	1	07APR11	07APR11
BOMBARD	2064	R/I Control conduit and cable to CRAH-6	1	07APR11	07APR11
MOJAVE	2084	Install RF-2 on Floor	2	08APR11	11APR11
MOJAVE	2094	Install Door Hardware, space lockable	1	12APR11	12APR11
MOJAVE	2104	Install 3 Data Racks	1	12APR11	12APR11
MOJAVE	2114	Install 1 CCTV Rack	1	12APR11	12APR11
MOJAVE	2124	Install Data and CCTV Cabinets	1	12APR11	12APR11
MOJAVE	2134	Terminate cables into Cabinets	1	12APR11	12APR11
MOJAVE	2234	DMARC is on North Wall	1	12APR11	12APR11
MOJAVE	2244	Grounding Buss Bar on North west wall	1	12APR11	12APR11
MOJAVE	MOJA	Pull conductors & terminate XHBA-19,21,23	5	12APR11	18APR11
0013 Elevator Control					
MOJAVE	184	Pull Control Wire to WSHP-16	1	31MAR11	31MAR11
MOJAVE	2054	WSHP-16 fed out of EHBA 25-27-29	1	01APR11	01APR11
MOJAVE	2254	Remove Temp Power	1	04APR11	04APR11
MOJAVE	2264	Install Permanent power to Elev. Control Panel	1	05APR11	05APR11

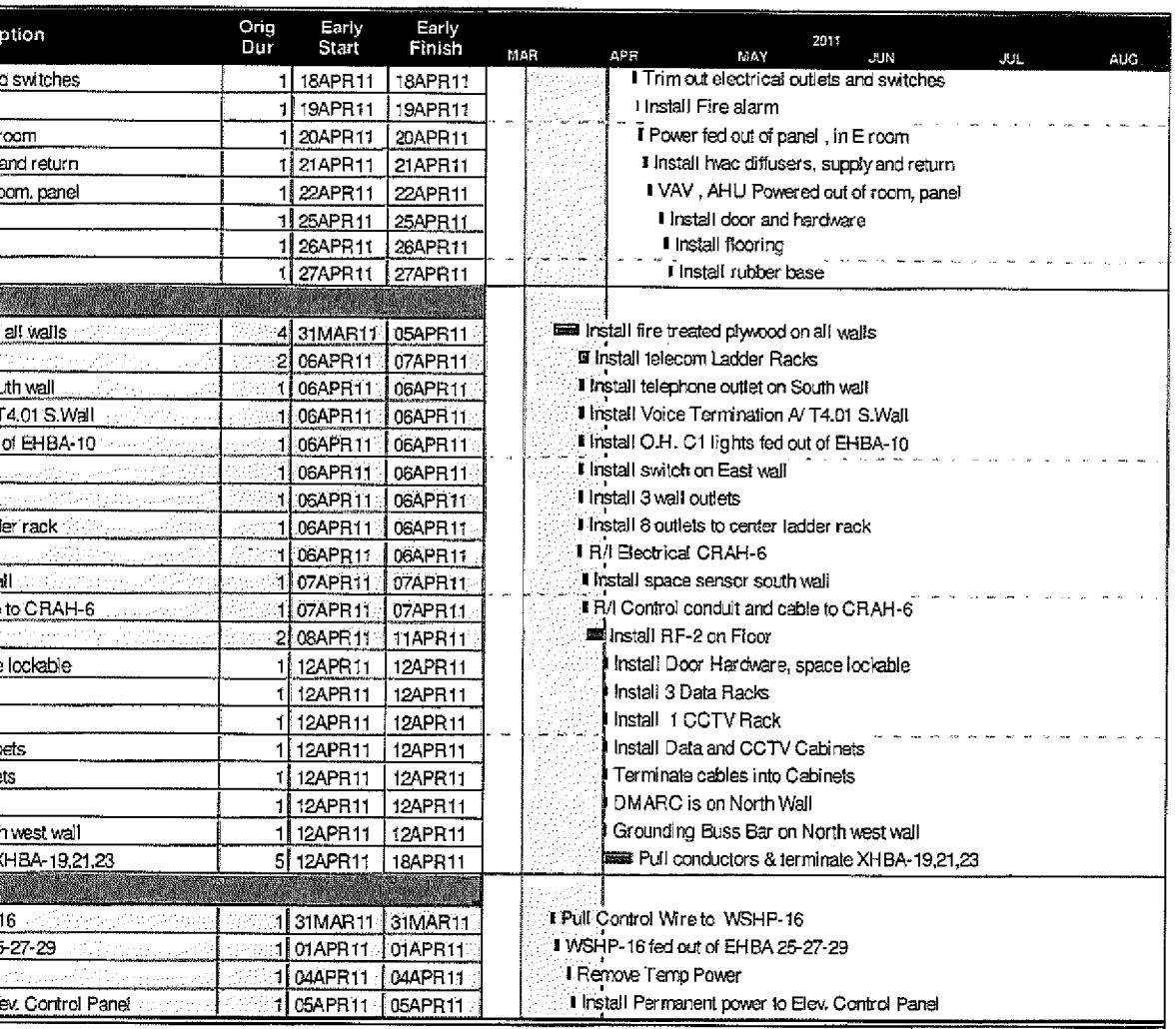

Run date 12APR11
Page number 17A
© Primavera Systems, Inc.

The Whiting-Turner Contracting Co.
LVCH 4 Week Schedule

Early bar
Progress bar
Critical bar
Summary bar
Start milestone point
Finish milestone point

MOJ01953
JA 00005729

Responsibility	Act ID	Description	Orig Dur	Early Start	Early Finish
MOJAVE	2274	Install Permanent power to Lights	1	06APR11	06APR11
KHS&S	2284	Patch Temp power holes in walls	1	07APR11	07APR11
KHS&S	2294	Paint walls	2	08APR11	11APR11
W-T	2304	Clean and Seal Exposed Concrete floor	1	12APR11	12APR11
0027 Mechanical					
BOMBARD	644	Install access door cover on Trap Primer	1	04APR11	04APR11
BOMBARD	2544	Complete chill water connections to CRAH-15	2	04APR11	05APR11
MOJAVE	2654	CRAH-15 fed out of panel XHBA-32-34-36	1	04APR11	04APR11
MOJAVE	2664	Install non fused disconnect	1	05APR11	05APR11
MOJAVE	2674	Install power to nonfused disconnect	1	05APR11	05APR11
MOJAVE	2684	R/I and terminate controls to CRAH-15	1	05APR11	05APR11
MOJAVE	2694	Install Sump pump	1	06APR11	06APR11
MOJAVE	2704	Power sump pump out of panel XLBA4	1	06APR11	06APR11
MOJAVE	2714	Install VFD for AHU-1 fed out of HBBA-37-39-41	1	06APR11	06APR11
MOJAVE	2724	Power VFD	2	06APR11	07APR11
MOJAVE	2734	Install Chill water lines to AHU-1	2	04APR11	05APR11
MOJAVE	2744	Pull wire and terminate to Trap primer	1	08APR11	08APR11
MOJAVE	2754	Pull wire and terminate to CO2 Sensor Controller	1	08APR11	08APR11
BOMBARD	2764	CO2 Sensor Controller fed out of LBBBS	1	08APR11	08APR11
MOJAVE	2774	Install 6 C Type lixtures out of Panel LR6A	2	08APR11	11APR11
MOJAVE	2784	Power light fixtures	1	11APR11	11APR11
KHS&S	2794	Remove drywall at return air Duct opening	1	05APR11	05APR11
KHS&S	2804	Drywall tape and finish	1	05APR11	05APR11
BOMBARD	2814	Install Duct Liner at return opening in wall	1	06APR11	06APR11
MOJAVE	2824	Complete Fire Alarm installation	1	07APR11	07APR11
J&R	2834	Install missing cove base	1	08APR11	08APR11
KHS&S	2844	Patch and paint touch up walls	1	11APR11	11APR11
W-T	2854	Clean and seal concrete floors	1	12APR11	12APR11
0028 Standby Power					
MOJAVE	2864	Install 5 type C light fixtures	1	05APR11	05APR11
MOJAVE	2874	Power Light Fixtures out of EHBA-5	1	05APR11	05APR11
MOJAVE	2884	Install Wall outlets	1	05APR11	05APR11
MOJAVE	2894	Power Wall outlets	1	06APR11	06APR11
MOJAVE	2904	UPS w/ Battery Backup on West Wall	1	07APR11	07APR11

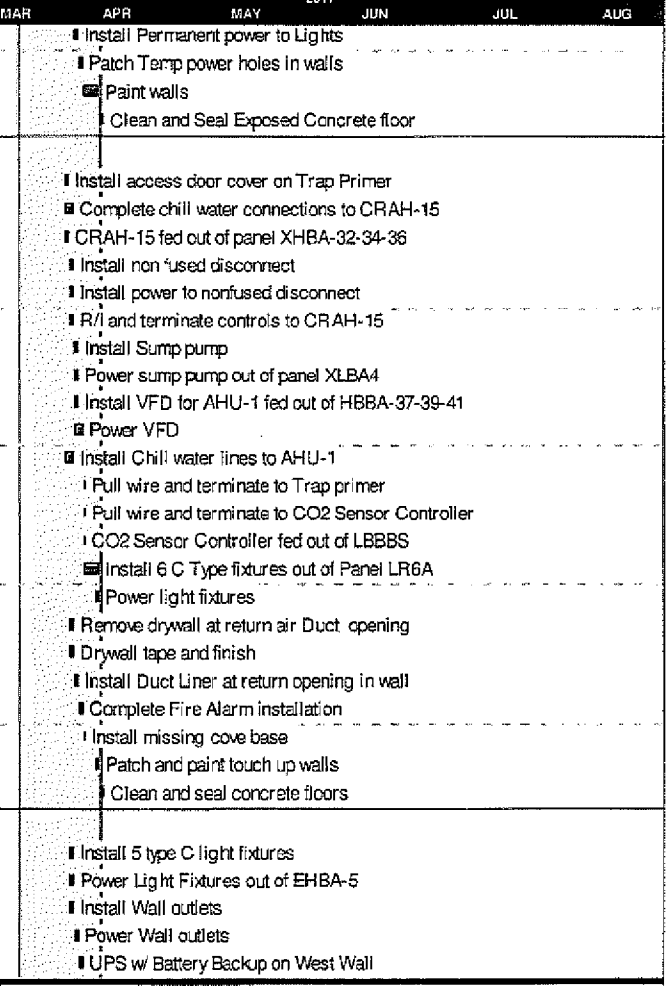

Run date 12APR11
Page number 18A
© Primavera Systems, Inc.

The Whiting-Turner Contracting Co.
LVCH 4 Week Schedule

Early bar
Progress bar
Critical bar
Summary bar
Start milestone point
Finish milestone point

Responsibility	Act ID	Description	Orig Dur	Early Start	Early Finish
MOJAVE	2914	Pull conductors from UPS to XHDPA in Rm. 0030	2	07APR11	08APR11
MOJAVE	2924	Terminate and make up UPS	1	11APR11	11APR11
MOJAVE	2934	XFMR-T-UDBL, Bypass, UDBL, LBBC on E.Wall	1	11APR11	11APR11
MOJAVE	2944	Pull conductors from Bypass into MSB	2	11APR11	12APR11
MOJAVE	2954	Connect and pull conductors from T-UDBL to Bypas	1	13APR11	13APR11
MOJAVE	2964	Connect &Pull T-UDBL to UDBL	1	11APR11	11APR11
MOJAVE	2974	All pulls out of UDBL to basement pumps complete	1	11APR11	11APR11
MOJAVE	3004	Pull conductor from LBBC to LDPBRA	2	11APR11	12APR11
BOMBARD	3034	Finish install of HVAC Duct and install grills	1	11APR11	11APR11
W-T	3044	Clean and seal floor	1	12APR11	12APR11
0037 Men Locker/Showers					
VENTURA	404	Complete Ceramic tile floors and walls	4	05APR11	08APR11
0038 Women Locker/Showers					
VENTURA	424	Complete ceramic tile floors and walls	4	05APR11	08APR11
0050 Communications Distribution HUB					
MOJAVE	634	Panel LBBD wire pulled/landed.	1	01APR11	01APR11
MOJAVE	1174	Panel ULCD, Pull conductors and make up panel	1	04APR11	04APR11
MOJAVE	1194	Wall outlets wire pulled, install outlets, trim	1	05APR11	05APR11
MOJAVE	1204	Wall swithces, pull wire, install switch.	1	06APR11	06APR11
MOJAVE	1214	Telecom wire pulled	1	07APR11	07APR11
N/A	1224	Ceiling is exposed to structure	1	08APR11	08APR11
KHS&S	1234	Paint door jamb and door	1	11APR11	11APR11
DH PACE	1244	Install door hardware	1	12APR11	12APR11
J&R	1254	Install flooring RF-2 and RB-1	1	02MAY11	02MAY11
0026 Sewage Ejector Pump					
ALL SUBS	774	Sweep out Room	1	06APR11	06APR11
KHS&S	2004	Prime and Paint Walls	2	07APR11	08APR11
KHS&S	2314	Prime and Paint Door and Frame	2	07APR11	08APR11
DH PACE	2324	Install Door Hardware, space lockable	1	11APR11	11APR11
BOMBARD	2334	Install 2 Sewage ejector pumps S.E.-1	1	12APR11	12APR11
BOMBARD	2344	Install pump lift rail system	1	12APR11	12APR11

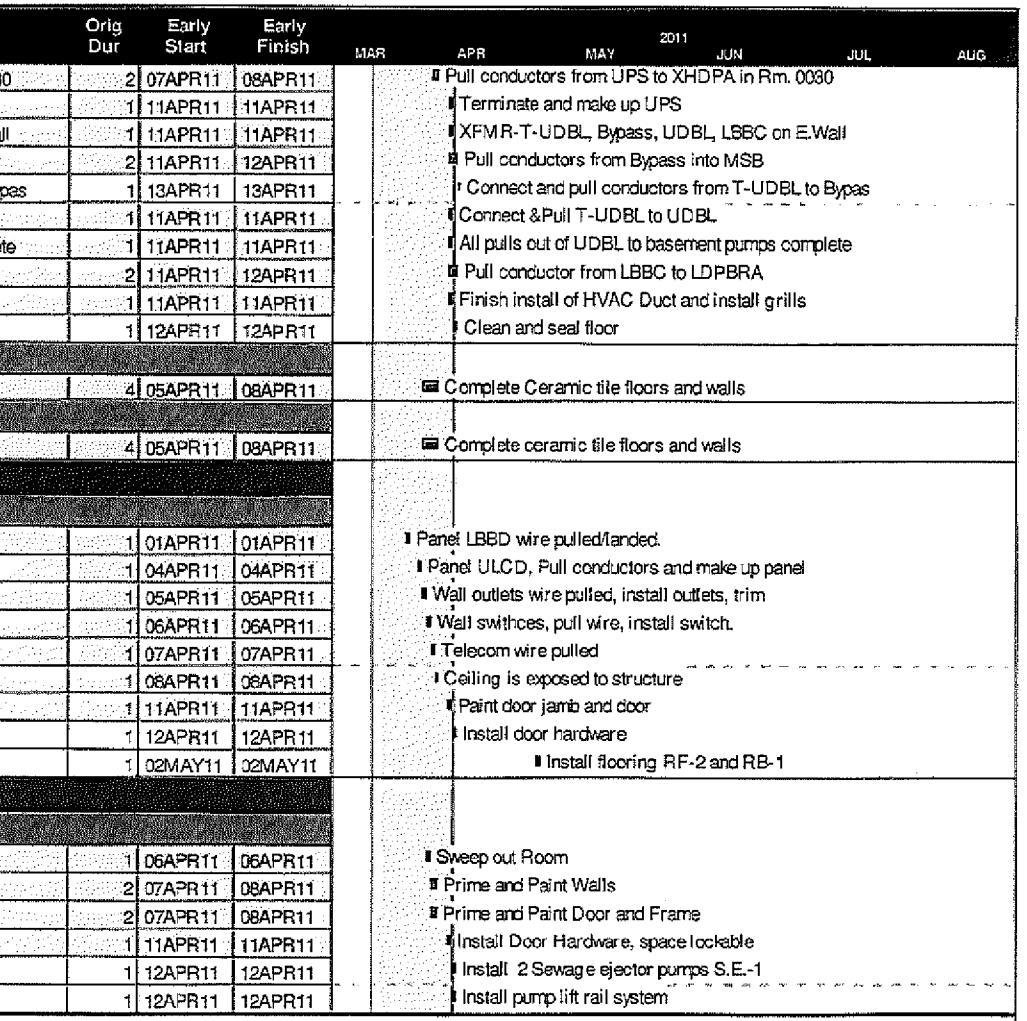

Run date 12APR11
Page number 19A
© Primavera Systems, Inc.

The Whiting-Turner Contracting Co.
LVCH 4 Week Schedule

Early bar
Progress bar
Critical bar
Summary bar
Start milestone point
Finish milestone point

Responsibility	Act ID	Description	Orig Dur	Early Start	Early Finish
BOMBARD	2354	Install pipe disconnect w/lifting chain	1	12APR11	12APR11
BOMBARD	2364	Install 5" vent stack	1	12APR11	12APR11
BOMBARD	2374	Install 4"Forced Main	1	13APR11	13APR11
BOMBARD	2384	Install 4x4x4 Tee connection manifold/above	1	13APR11	13APR11
BOMBARD	2394	Install 2 Plug Valves ontoo of lid	1	13APR11	13APR11
BOMBARD	2404	Install swing check valves above lid	1	13APR11	13APR11
BOMBARD	2414	Insall level control assembly/ above lid	1	13APR11	13APR11
BOMBARD	2424	Install Nema 4x Aluminum J-Box w/conduit seal	1	13APR11	13APR11
BOMBARD	2434	Install electrical conduit seal at Nema J-box	1	13APR11	13APR11
BOMBARD	2444	Install conduit seal below lid at Nema J-box	1	13APR11	13APR11
BOMBARD	2454	Install SS Float Brackets and Floats	1	14APR11	14APR11
MOJAVE	2464	Pull power XHBA-31-33-35	2	15APR11	18APR11
MOJAVE	2474	Pull wire and terminate at disconnect	1	15APR11	15APR11
MOJAVE	2484	Pull and terminate wire from disconnect to pump	1	15APR11	15APR11
MOJAVE	2494	Install C Type light fixture wall type	1	15APR11	15APR11
MOJAVE	2504	R/I and terminate light power	1	15APR11	15APR11
BOMBARD	2534	Start Up Pump	1	18APR11	18APR11
8026A Fire Riser					
KHS&S	784	Prime and paint walls	2	13APR11	14APR11
KHS&S	2514	Prime and paint doors and frames	2	13APR11	14APR11
DH PACE	2524	Install door Hardware	1	15APR11	15APR11
MOJAVE	2544	Install wall light B Type fed from LRA1-1	1	15APR11	15APR11
MOJAVE	2554	Pull wire and terminate light switch	1	15APR11	15APR11
MOJAVE	2564	Install Non Fused Disconnect out of ELBA-14-16	1	15APR11	15APR11
MOJAVE	2574	Install Non Fused Disconnect out of ELBA-18-20	1	15APR11	15APR11
MOJAVE	2584	Install wall outlet fed from LBBA-8	1	15APR11	15APR11
WESTERN	2594	Install 2 Flow switches	1	18APR11	18APR11
WESTERN	2604	Install 2 tamper switches	1	18APR11	18APR11
MOJAVE	2614	Install smoke detector	1	18APR11	18APR11
MOJAVE	2624	Install Fire alarm speaker w/ ADA Strobe	1	18APR11	18APR11
MOJAVE	2634	Pull Fire alarm cable and terminate devices	2	19APR11	20APR11
0029 Emergency Electrical					
MOJAVE	754	Install 3 type C fixtures	1	06APR11	06APR11
MOJAVE	2984	Power Light fixtures out of EHBA-5	1	07APR11	07APR11

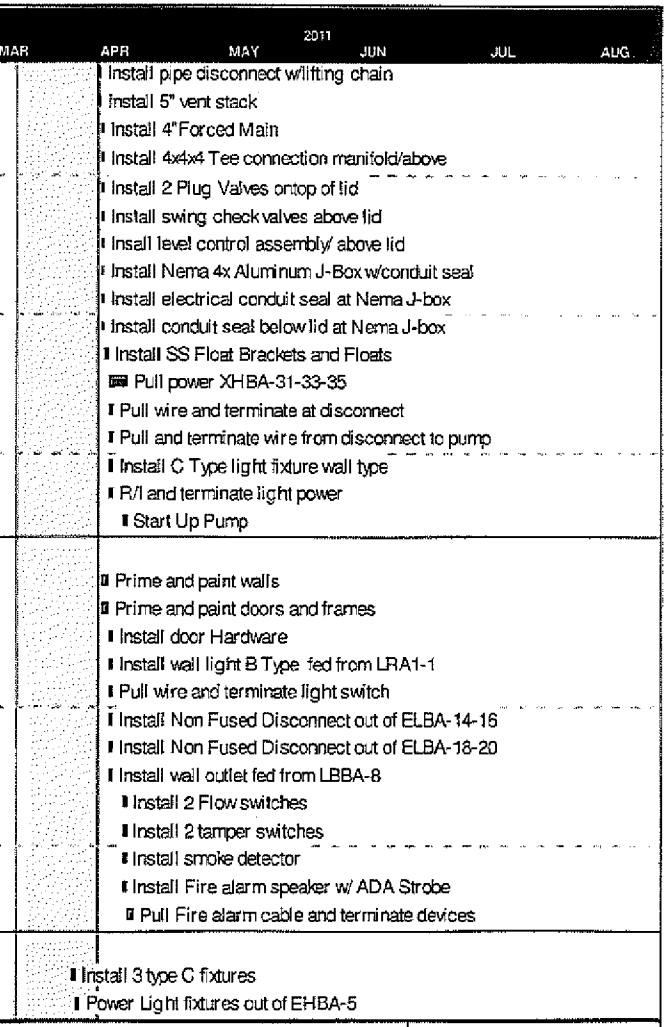

Run date 12APR11
Page number 20A
© Primavera Systems, Inc.

The Whiting-Turner Contracting Co.
LVCH 4 Week Schedule

Early bar
Progress bar
Critical bar
Summary bar
Start milestone point
Finish milestone point

MOJ01956
JA 00005732

Responsibility	Act ID	Description	Orig Dur	Early Start	Early Finish
MOJAVE	2994	Run power to WSHP	1	08APR11	08APR11
MOJAVE	3014	Pull wire and terminate EHBA-18	1	11APR11	11APR11
MOJAVE	3024	Pull wire and terminate XFRMR-ELBA	1	12APR11	12APR11
MOJAVE	3054	Connect and pull wire from ELBA to XFRMR-ELBA	1	12APR11	12APR11
MOJAVE	3064	Replace broken contactors	1	12APR11	12APR11
MOJAVE	3074	Terminate and make up Panel EHDPA	1	12APR11	12APR11
MOJAVE	3084	Complete all Hampton Tedder testing.	1	13APR11	13APR11
MOJAVE	3094	Energize all panels in room	1	14APR11	14APR11
MOJAVE	3104	Install closure piece at PSG, CRA 178	1	15APR11	15APR11
MOJAVE	3114	Complete wall R/I at Door relocation North wall	1	15APR11	15APR11
KHS&S	3124	Complete drywall around Door, CRA 178	1	06APR11	06APR11
KHS&S	3134	Tape and finish door relocation,CRA 178	1	06APR11	06APR11
KHS&S	3144	Paint wall at door relocation.	1	06APR11	06APR11
DH PACE	3154	Hang Relocated Door. CRA 178	1	07APR11	07APR11
KHS&S	3164	Paint Door	1	08APR11	08APR11
DH PACE	3174	Install Door Hardware	1	11APR11	11APR11
0051 Open Office					
BOMBARD	934	Connect 8" O.S.D. thru wall to 6" roof bubbler.	1	01APR11	01APR11
0063 Future Data Center					
MOJAVE	844	ULDD, ULDDS, ULDC, ULDC wire pulled/landed	1	06APR11	06APR11
MOJAVE	1274	Make up panels in room	1	07APR11	07APR11
MOJAVE	1284	Wall outlets wire pulled, install outlets, trim	1	08APR11	08APR11
MOJAVE	1294	Wall swithces, pull wire, install switch.	1	11APR11	11APR11
MOJAVE	1304	Telecom wire pulled	1	12APR11	12APR11
KHS&S	1314	Install suspended ceiling and ACT-1	1	02MAY11	02MAY11
KHS&S	1324	Paint door jamb and door	1	03MAY11	03MAY11
DH PACE	1334	Install door hardware	1	04MAY11	04MAY11
J&R	1344	Install flooring RF-2 and RB-1	1	05MAY11	05MAY11
0064 Computer Storage					
MOJAVE	824	Wall outlets wire pulled, install outlets, trim	1	07APR11	07APR11
MOJAVE	1434	Wall swithces, pull wire, install switch.	1	08APR11	08APR11
KHS&S	1444	Install suspended ceiling and ACT-2	1	02MAY11	02MAY11

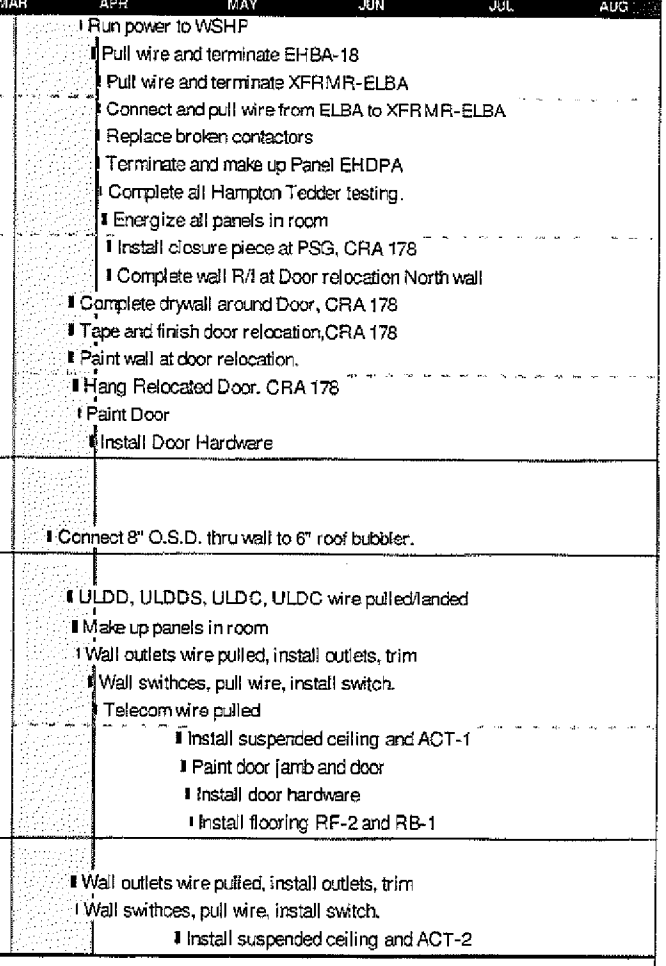

Run date 12APR11
Page number 21A
© Primavera Systems, Inc.

The Whiting-Turner Contracting Co.
LVCH 4 Week Schedule

Early bar
Progress bar
Critical bar
Summary bar
Start milestone point
Finish milestone point

MOJ01957
JA 00005733

Responsibility	Act ID	Description	Orig Dur	Early Start	Early Finish
KHS&S	1454	Paint door jamb and door	1	03MAY11	03MAY11
DH PACE	1464	Install door hardware	1	04MAY11	04MAY11
J&R	1474	Install flooring RF-1 and RB-1	1	05MAY11	05MAY11
0066 Data Center					
MOJAVE	834	ULDBS,ULOB,ULDA,ULDAS wire pulled/landed	1	08APR11	08APR11
MOJAVE	1374	Wall outlets wire pulled, install outlets, trim	1	11APR11	11APR11
MOJAVE	1384	Wall swithces, pull wire, install switch.	1	12APR11	12APR11
KHS&S	1394	Install suspended ceiling and ACT-1	1	13APR11	13APR11
KHS&S	1404	Paint door jamb and door	1	14APR11	14APR11
DH PACE	1414	Install door hardware	1	15APR11	15APR11
J&R	1424	Install flooring RF-2 and RB-1	1	02MAY11	02MAY11
LEVEL ONE					
1133 Fire Command Room					
KHS&S	172	Complete framing and drywall all walls	1	24MAR11	24MAR11
KHS&S	182	Tape and Mud all walls Level 4	5	25MAR11	31MAR11
KHS&S	192	Texture and Paint walls	3	28MAR11	30MAR11
HEINAMAN	202	Install store front system	2	10MAY11	11MAY11
W-T	212	Clean and Seal Concrete floor	1	12MAY11	12MAY11
J&R	222	Install RB-1	1	13MAY11	13MAY11
MOJAVE	392	Install XLS Fire Alarm Battery Cabinet, W. Wall	1	31MAR11	31MAR11
MOJAVE	402	Install XLS Voice Communication Cabinet,W. Wall	1	31MAR11	31MAR11
MOJAVE	412	Install Smoke Control Panel, West Wall	1	31MAR11	31MAR11
MOJAVE	422	Install Smoke Control Graphic Display, W. wall	1	31MAR11	31MAR11
MOJAVE	432	Install Work station , table , printer, W.wall	1	31MAR11	31MAR11
MOJAVE	442	Install Communication Unit Radios, North Wall	1	01APR11	01APR11
MOJAVE	452	Install Air Handling Status Contro, North Wall	1	01APR11	01APR11
MOJAVE	462	Install Generator Supervision, North Wall	1	01APR11	01APR11
MOJAVE	472	Install Fire Pump Status, North Wall	1	01APR11	01APR11
MOJAVE	482	Install Elevator Status, North Wall	1	01APR11	01APR11
MOJAVE	492	Install Emergency & Standby Status, N.wall	1	04APR11	04APR11
MOJAVE	502	Install Panel ELFCC fed through T-ELFCC	1	05APR11	05APR11
MOJAVE	512	T-ELFCC Fed from EHDPA in Basement	1	05APR11	05APR11

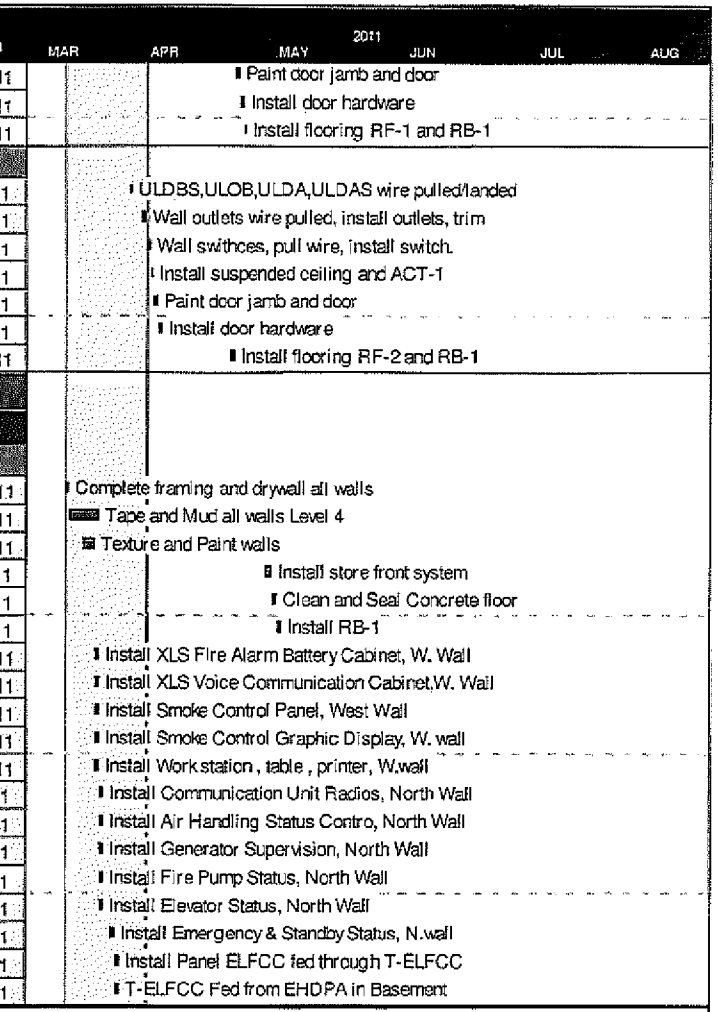

Run date 12APR11
Page number 22A
© Primavera Systems, Inc.

The Whiting-Turner Contracting Co.
LVCH 4 Week Schedule

Early bar
Progress bar
Critical bar
Summary bar
Start milestone point
Finish milestone point

Responsibility	Act ID	Description	Orig Dur	Early Start	Early Finish
MOJAVE	522	Pull all conductors and make up gear	2	06APR11	07APR11
MOJAVE	542	Install Fire Alarm	2	08APR11	11APR11
MOJAVE	552	Install power to WSHP-1 out of ELFCC-3	1	12APR11	12APR11
MOJAVE	562	Install Power to WSHP-1 out of EHIA-22	1	12APR11	12APR11
MOJAVE	572	Install Power to UH-1 out of EHIA-16,18,20	1	12APR11	12APR11
MOJAVE	582	Install outlets and power out of ELFCC-1	1	13APR11	13APR11
MOJAVE	592	Install 5 Shunt trips on East Wall	2	13APR11	14APR11
MOJAVE	602	Shunt trips powered out of SEA, SEB, PSG, UPS,PV	1	13APR11	13APR11
MOJAVE	612	Pull conductors and make up shunt trips	1	14APR11	14APR11
W-T	722	Install plan taple w/ Direct Dial Tele. E.wall	1	15APR11	15APR11
KHS&S	732	Install White Board East Wall	1	18APR11	18APR11
W-T	742	Install plan rack, East Wall	1	19APR11	19APR11
1098 Studio					
URATA	203	Inspect area to recieve Kinetics Floating Floor	1	14APR11	14APR11
URATA	273	Asbuilt Floor levelness to confirm it meets spec	1	14APR11	14APR11
URATA	283	Confirm Recessed slab is correct	1	14APR11	14APR11
URATA	293	Survey and strike floating slab Grade	1	14APR11	14APR11
URATA	303	Install 3/4" Perimeter Isolation Board	1	15APR11	15APR11
URATA	313	PIB Tear strip must be on top facing towards flr	1	15APR11	15APR11
URATA	323	Roll out RIM Q-2-16 4'x50' rolls w/ 2" isolators	1	15APR11	15APR11
URATA	333	Cut rolls to match room contours	1	15APR11	15APR11
URATA	343	Lay plywood on top of RIM Material	1	18APR11	18APR11
URATA	353	Staggering joints 2', secure w/ junction plates	1	18APR11	18APR11
URATA	363	Cover Floor with 2 layers of 6mill polyethylene	1	19APR11	19APR11
URATA	373	Overlap poly seams 6",extend up wall & stapple.	1	19APR11	19APR11
URATA	383	Tape all seams to prevent concrete leakage	1	19APR11	19APR11
URATA	393	Place reinforcing	1	20APR11	20APR11
URATA	403	Pour Floating Floor Slab	1	21APR11	21APR11
URATA	413	Cure Floating Floor Slab	7	22APR11	02MAY11
URATA	423	Remove PIB tear strip at slab perimeter	1	03MAY11	03MAY11
URATA	433	Caulk slab perimeter with sound sealant	1	03MAY11	03MAY11
KHS&S	443	Frame the Inner of the Outer Two walls	2	04MAY11	05MAY11
BOMBARD	453	Install Sound Insulation at duct 6/AI9.06.2	1	06MAY11	06MAY11

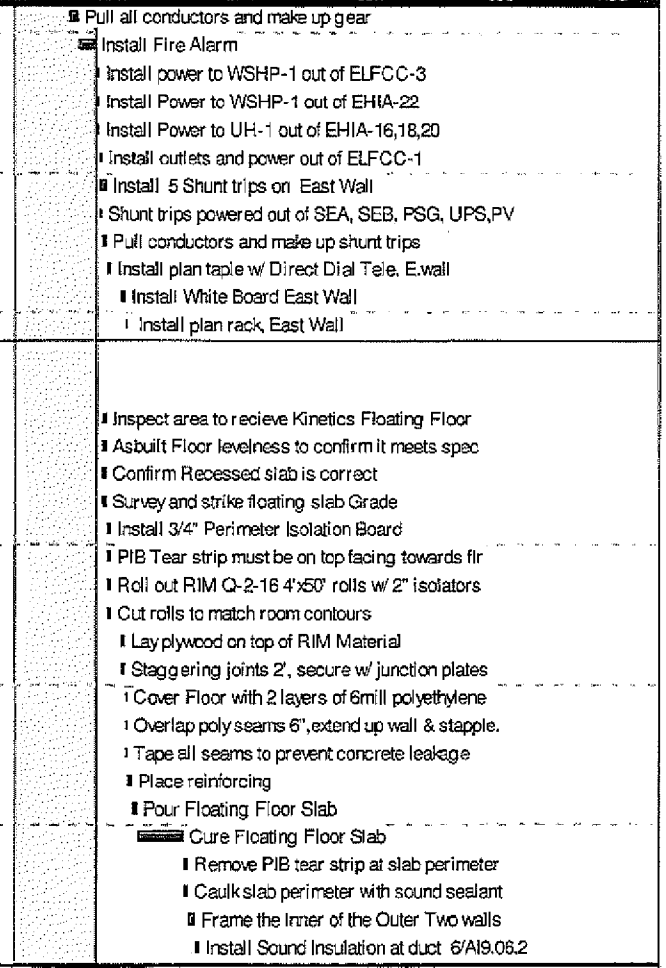

Run date 12APR11
Page number 23A
© Primavera Systems, Inc.

The Whiting-Turner Contracting Co.
LVCH 4 Week Schedule

Early bar
Progress bar
Critical bar
Summary bar
Start milestone point
Finish milestone point

Responsibility	Act ID	Description	Orig Dur	Early Start	Early Finish
MOJAVE	463	Install Rated J-box in walls 6/AI9.08.1	1	06MAY11	06MAY11
MOJ. & BOM	473	R/I walls MEP	2	06MAY11	09MAY11
CITY INSP.	483	Inspect Walls	1	10MAY11	10MAY11
KHS&S	493	Install Backing - Curtain/Cable tray 18/AI9.10.1	1	11MAY11	11MAY11
KHS&S	503	Insulate Walls	1	11MAY11	11MAY11
KHS&S	513	Double Rock walls ,maintain 1" gap between walls	2	12MAY11	13MAY11
CITY INSP.	523	Inspect screw pattern drywall	1	16MAY11	16MAY11
KHS&S	533	Install accoustical sealant top & bottom @ walls	1	17MAY11	17MAY11
MOJAVE	543	Install Cable Tray system	2	17MAY11	18MAY11
LEVEL EIGHT					
9008 Electrical Room					
KHS&S	464	Tape and Finish Drywall.	5	08APR11	14APR11
KHS&S	1054	Paint walls.	3	15APR11	19APR11
J&R	1055	Install Rubber Base	1	20APR11	20APR11
DH PACE	1064	Install Door and Hardware, Room Lockable	2	21APR11	22APR11
KHS&S	1065	Paint Door and Frame	1	25APR11	25APR11
MOJAVE	1074	Install Fan Coil 31.	1	26APR11	26APR11
MOJAVE	1084	Install west wall Panels: HRBA,LRBA,XLRA	1	31MAR11	31MAR11
MOJAVE	1094	Install west wall XFMR T-XLRA, panel XHDPRA	1	31MAR11	31MAR11
MOJAVE	1104	Install north wall panel LRAA	1	31MAR11	31MAR11
MOJAVE	1114	Install east wall panels; HDPRBA,LRBA,HDPRAA	1	31MAR11	31MAR11
MOJAVE	1124	Install east wall XFMR T-LRBA, T-LRAA	1	31MAR11	31MAR11
MOJAVE	1134	Install PV Inverter	1	01APR11	01APR11
MOJAVE	1144	Install 120 volt Connection to satellite racks.	1	04APR11	04APR11
MOJAVE	1154	Fan Coil 31 powered out of Panel xlra-4	1	05APR11	05APR11
MOJAVE	1164	Trim out Outlet West wall, powered xlra-5.	1	06APR11	06APR11
?	1184	Seal Concrete Floors	1	07APR11	07APR11
LEVEL NINE					
Roof Activities					
COMMERCIAL	484	Install Single ply roofing	10	05MAY11	18MAY11

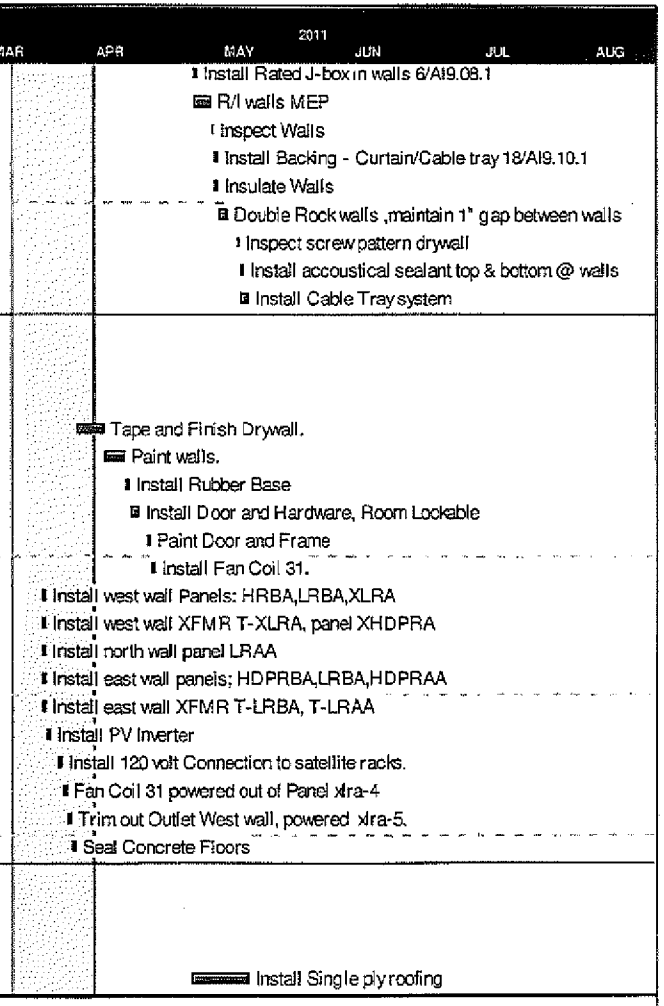

Run date 12APR11
Page number 24A
© Primavera Systems, Inc.

The Whiting-Turner Contracting Co.
LVCH 4 Week Schedule

Early bar
Progress bar
Critical bar
Summary bar
Start milestone point
Finish milestone point

Responsibility	Act ID	Description	Orig Dur	Early Start	Early Finish
SITEWORK					
NORTH AREA SITE WORK					
On Site Work					
Fire Pump Room 1156					
MOJAVE	385	Install Conduit to Pump controllers	2	08APR11	11APR11
MOJAVE	515	Pull conductors and terminate in panels	2	12APR11	13APR11
WESTERN	525	Jocky Pump terminated , hot	1	14APR11	14APR11
WESTERN	535	Jocky Pump running.	1	15APR11	15APR11
Loading Dock Service Yard					
URATA	55	Finish grade slab on Grade .	5	19MAY11	25MAY11
MOJAVE	56	R/I conduit for Electrical	2	26MAY11	27MAY11
FLIPPINS	66	Raise Manhole Lids to grade	1	31MAY11	31MAY11
PCS	585	Set Rebar at Slab on Grade.	1	31MAY11	31MAY11
URATA	595	Place Slab on Grade .	1	01JUN11	01JUN11
HEINAMAN	605	Install Gladding at Entry Gate Beams	10	02JUN11	15JUN11
U. BRASS	615	Install Gates	20	16JUN11	14JUL11
Utility Yard 1157					
HEINAMAN	365	Install Cladding at manual Gate Beam	10	16JUN11	29JUN11
U. BRASS	545	Install Gate	10	30JUN11	14JUL11
Electrical Room 1114					
MOJAVE	355	Completed , locked out tagged out.	1	24MAR11	24MAR11
Stair # 6					
MOJAVE	375	Pull conductors for wall lights	2	18APR11	19APR11
MOJAVE	555	Install wall lights	3	20APR11	22APR11
SME	565	Install Handrails	5	25APR11	29APR11
SOUTH AREA SITE WORK					
On Site Work					
W-T	65	Demo and remove Man Hoist Pit / Base	2	04APR11	05APR11
W-T	67	Form and pour brick shelf	2	06APR11	07APR11
AMAZON	245	Finish installing masonry wall.	5	12APR11	18APR11

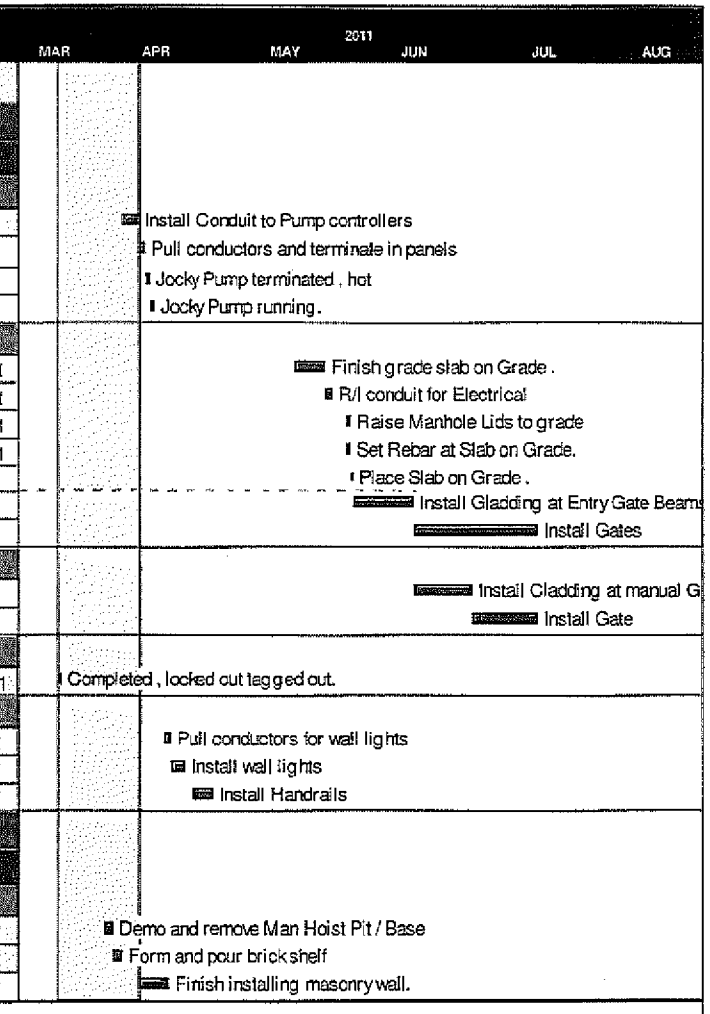

Run date 12APR11
Page number 25A
© Primavera Systems, Inc.

The Whiting-Turner Contracting Co.
LVCH 4 Week Schedule

Early bar
Progress bar
Critical bar
Summary bar
Start milestone point
Finish milestone point

Responsibility	Act ID	Description	Orig Dur	Early Start	Early Finish
COMERCIAL	255	Waterproof masonry wall	2	19APR11	20APR11
WEST AREA SITE WORK					
Phase 1					
MOJAVE	295	Install Deep NVE Transmission Lines	10	27JUL11	09AUG11



Run date 12APR11
Page number 26A
© Primavera Systems, Inc.

The Whiting-Turner Contracting Co.
LVCH 4 Week Schedule

Early bar
Progress bar
Critical bar
Summary bar
Start milestone point
Finish milestone point

Carmen Militello

From: Kaeser, Kirk <Kirk.Kaeser@whiting-turner.com>
Sent: Wednesday, May 04, 2011 5:11 PM
To: Burch, Clinton; atbutcher@isecinc.com; agarcia@universalbrassinc.com; Anne.Presnal@dhpace.com; bsittman@bombardmechanical.com; Blrmen@westarfire.com; Brad.Taylor@aggregate-us.com; Brent.Shreeve@aggregate-us.com.; Briseno, Nancy; bruce@commroof.com; btie@cts-1.com; Bryan@Flippins.com; cnortontrit@aol.com; hauntz@embarqmail.com; Chris.Yanke@pcsgp.com; christinashelfo@panaceaservices.com; Chris Meiers; Crystal Teissedre; dboskovich@cts-1.com; dlavery@westarfire.com; david schaper; Dennis@precisionairbalance.com; derekb@smesteel.com; Dino; donf@heinaman.net; dbade@girouxglass.com; estagner@yesco.com; Floyd, Michael; greg@bombardmechanical.com; gfrancis@burlingtonplumbinglv.com; Henry, Dave; jphillips@lpinteriorsllc.com; JGomel@bombardmechanical.com; jamie@jrfloors.net; jeff@sitmatic.com; jeffa@khsswest.com; jmaupin@harsco.com; josephc@heinaman.net; JDrace@bombardmechanical.com; John Sadosky; JYoung@universalbrassinc.com; justin@amilv.com; Kfox@precisionairbalance.com; Kelli@precisionairbalance.com; ken.downey@cox.net; Lee, David; Linda@urataconcrete.com; Lisaf@sunstonespecialties.com; Lloyd, Elliott; lmpies@urataconcrete.com; Mark.Scott@otis.com; mbechtel@commroof.com; Michael.J.Hahn@jci.com; Michelle@precisionairbalance.com; mwalters@yesco.com; mikec@khsswest.com; nedm@heinaman.net; Nhutzol@westarfire.com; Nick@precisionairbalance.com; panaceaservices@aol.com; pkonsten@modernfold.com; rbellamy@republiclv.com; rclark@amazonconstruction.com; rilossia@isecinc.com; rex.hunt@tractel.com; richarda@smesteel.com; Richard Christensen; randrade@yesco.com; Ruesch, Daniel; sean.roberts@pcsgp.com; sbdilley@venturamarble.com; Shepard, Cory; sondra.smith@otis.com; Steve@precisionairbalance.com; tpindel@venturamarble.com; tm@milicistudios.com; Troy.OConnor@aggregate-us.com; william.j.casiere@jci.com; young@sunstonespecialties.com
Subject: RE: City of Las Vegas New City Hall Meeting Minutes from May 3rd, 2011.
Attachments: LVCH 4wk Schedule 5-3-11.pdf

Please see attached 4wk schedule as discussed in Tuesdays sub meeting. The schedule will not be modified for those that fail to meet their completion dates. You will be expected to make up the time over the weekends or after hours. Please review thoroughly and get your comments back to me by Friday. Thanks

Kirk Kaeser | Project Manager
THE WHITING-TURNER CONTRACTING COMPANY
City of Las Vegas - New City Hall
495 Main St | Las Vegas, NV 89101
Phone: (702) 851-4190
Cell: (949) 279-7236

Responsibility	Act ID	Description	Orig Dur	Early Start	Early Finish
MILESTONES					
Exterior Milestones					
KHS&S	51	Start Metal Cladding on Council Chambers	1	16MAY11	16MAY11
URATA	11	Pour Loading Dock	1	23JUN11	23JUN11
Interior Milestones					
BOMBARD	195	Test and Inspect Hydronics Cooling Tower S&R	5	04APR11	08APR11
BOMBARD	205	Flush Cooling Tower R&S Lines	1	11APR11	11APR11
BOMBARD	265	Start Up Sewage Ejector S.E.-1	1	18APR11	18APR11
W-T	325	Price Dais New Design from JMA recieved 4-19-11	5	19APR11	25APR11
W-T	335	Make decision on Rulon Council Chambers Panels	1	21APR11	21APR11
W-T	345	Asign CRA to JMA Plaza Louver Modifications	1	22APR11	22APR11
DESIGN					
CURRENT DRAWING LOG					
Contract Set of Documents/ Released for Const.					
ALL SUBS	15	Approved - through Bulletin 5	1	24MAR11	30MAR11
DH PACE	25	Proceed- Bulletin 10 CRA #159	1	24MAR11	24MAR11
MOJAVE	35	Proceed- Bulletin 10 CRA # 159	1	24MAR11	24MAR11
Document Alert/ Not Released for construction					
ALL SUBS	85	Not Released - Bulletins 6,7,9	1	24MAR11	24MAR11
ALL SUBS	285	Bulletin 10 Only released to Mojave and DH Pace	1	24MAR11	24MAR11
Change Request/Authorizations (CRA's)					
Owner Change					
W-T	745	Plaza Louver Modifications JMA SK 4-11-11	1	19APR11	19APR11
W-T	755	West Elevation , Prefunction Curtainwall Exp.Jnt	1	20APR11	20APR11
W-T	765	Roof Hatches installed level 4 Council Chambers	1	27APR11	27APR11
W-T	775	KHS&S box out below ceiling issues in Basement	1	27APR11	27APR11
W-T	785	Expansion Joint modifications level 2	1	27APR11	27APR11

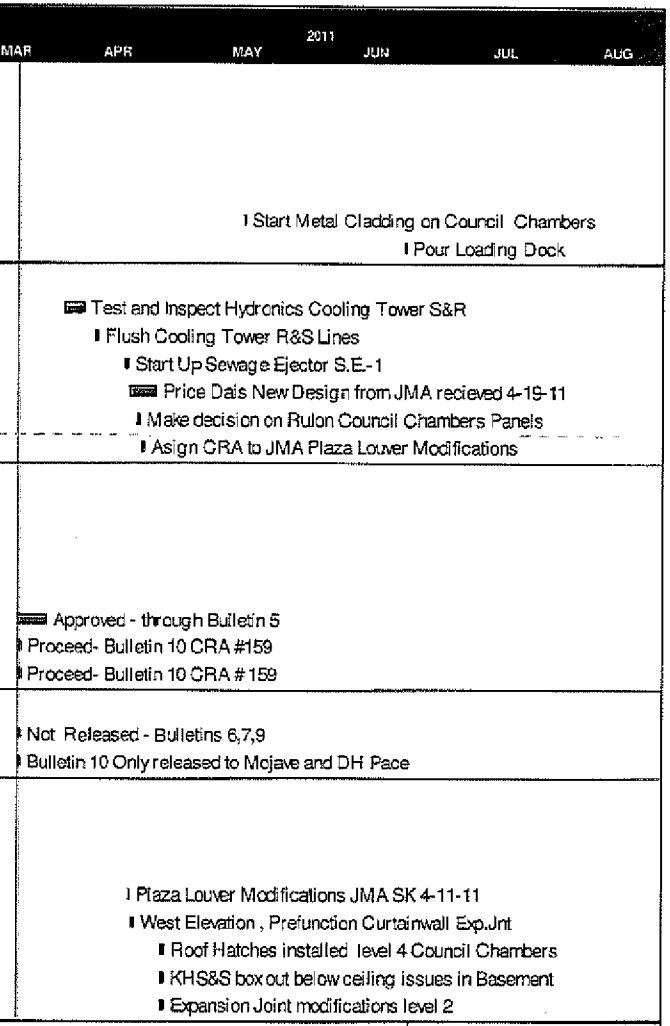

Run date 04MAY11
Page number 1A
© Primavera Systems, Inc.

The Whiting-Turner Contracting Co.
LVCH 4 Week Schedule

Early bar
Progress bar
Critical bar
Summary bar
Start milestone point
Finish milestone point

Responsibility	Act ID	Description	Orig Dur	Early Start	Early Finish
Owner Change					
BOMBARD	315	CRA # 163 - Bulletin 9 Level 4.5 Mech. Penthouse	0	24MAR11	
COMMERCIAL	395	CRA # 163 - Bulletin 9 Level 4.5 Mech. Penthouse	0	24MAR11	
KHS&S	405	CRA # 163 - Bulletin 9 Level 4.5 Mech. Penthouse	0	24MAR11	
MOJAVE	415	CRA # 163 - Bulletin 9 Level 4.5 Mech. Penthouse	0	24MAR11	
WESTAR	425	CRA # 163 - Bulletin 9 Level 4.5 Mech. Penthouse	0	24MAR11	
BOMBARD	435	CRA # 126- Bulletin 7 Cafeteria Health Codes	0	24MAR11	
ISEC	445	CRA # 126- Bulletin 7 Cafeteria Health Codes	0	24MAR11	
KHS&S	455	CRA # 126- Bulletin 7 Cafeteria Health Codes	0	24MAR11	
MOJAVE	465	CRA # 126- Bulletin 7 Cafeteria Health Codes	0	24MAR11	
VENTURA	475	CRA # 126- Bulletin 7 Cafeteria Health Codes	0	24MAR11	
ALL SUBS	495	Bulletin 10 CRA # 159	0	24MAR11	
MOJAVE	575	CRA # 130 Bulletin 8-Glass Wall LED cabinets	0	05APR11	
BOMBARD	625	CRA # 130 Bulletin 8-Glass Wall LED cabinets	0	05APR11	
YESCO	705	CRA # 130 Bulletin 8-Glass Wall LED cabinets	0	05APR11	
RFI#					
BOMBARD	505	CRA # 125 Council Chambers Smoke Zone Altera.	0	24MAR11	
DH PACE	645	CRA # 125 Council Chambers Smoke Zone Altera.	0	24MAR11	
ISEC	655	CRA # 125 Council Chambers Smoke Zone Altera.	0	24MAR11	
KHS&S	665	CRA # 125 Council Chambers Smoke Zone Altera.	0	24MAR11	
MOJAVE	675	CRA # 125 Council Chambers Smoke Zone Altera.	0	24MAR11	
WESTAR	685	CRA # 125 Council Chambers Smoke Zone Altera.	0	24MAR11	
Owner Change					
DH PACE	275	CRA # 101 Bulletin 10	0	24MAR11	
MOJAVE	305	CRA # 101 Bulletin 10	0	24MAR11	
Backcharge					
KHS&S	485	CRA # 169 Track cost with incorrect door frames	0	24MAR11	
MOJAVE	635	CRA # 169 Track cost with incorrect door frames	0	24MAR11	
KHS&S	695	CRA# 159 Bulletin 10	0	24MAR11	

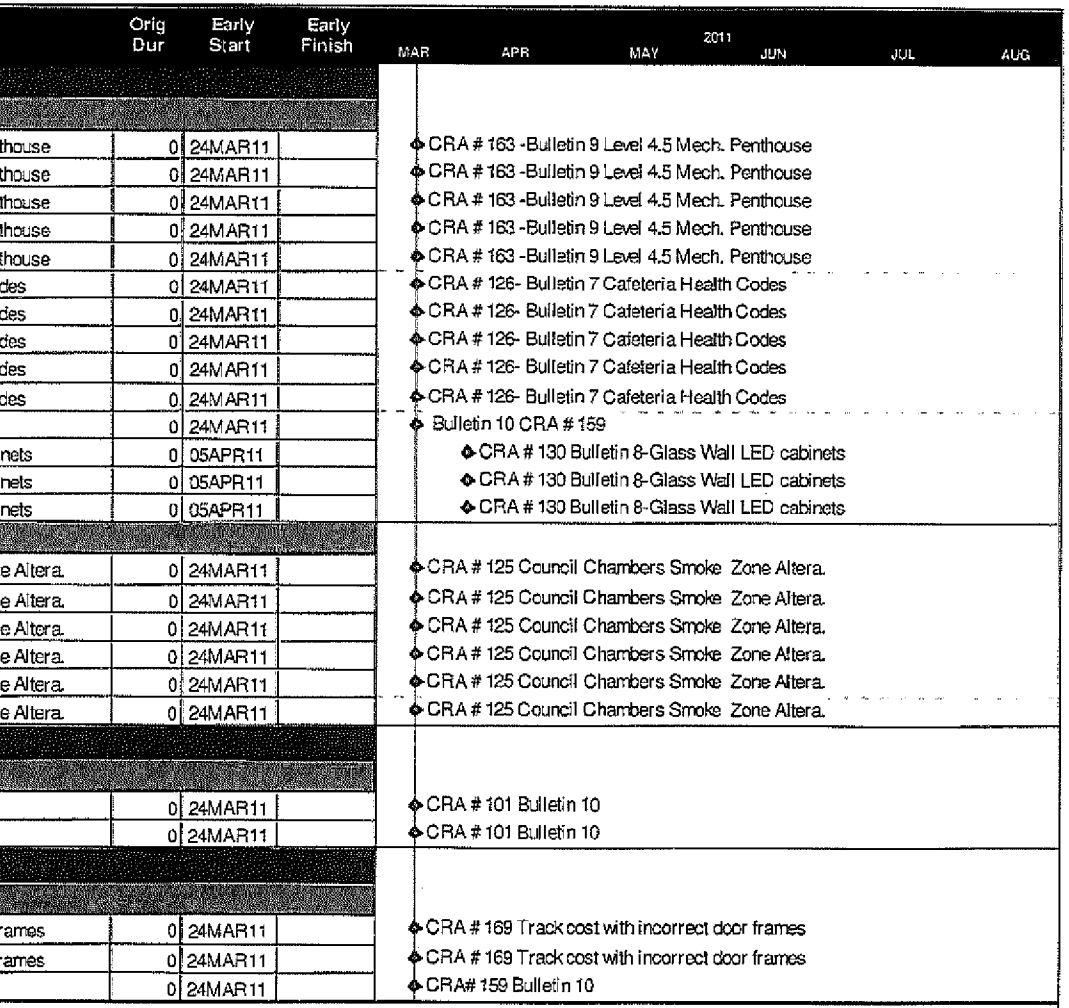

Run date 04MAY11
Page number 2A
© Primavera Systems, Inc.

The Whiting-Turner Contracting Co.
LVCH 4 Week Schedule

Early bar
Progress bar
Critical bar
Summary bar
Start milestone point
Finish milestone point

Responsibility	Act ID	Description	Orig Dur	Early Start	Early Finish
Submittals					
AMAZON	150	Landscaping	1	21APR11	21APR11
GIOURX	160	Interior Glass	1	22APR11	22APR11
DH PACE	170	STC Rated windows and doors	1	25APR11	26APR11
U. BRASS	180	Deferred Handrail Submittal	1	26APR11	26APR11
SME	220	Grand Stair Deffered Submittal	1	27APR11	27APR11
Procurement					
VENTURA	20	Stone Materials	35	24MAR11	11MAY11
HEINAMAN	50	Curtain Wall/ Fins	10	24MAR11	06APR11
U. BRASS	60	Grand stair handrail tread embed	6	24MAR11	31MAR11
MODERN F.	70	Won Door	20	24MAR11	20APR11
HEINAMAN	80	Metal Louvers	40	24MAR11	18MAY11
MODERN F.	90	Overhead doors	20	24MAR11	20APR11
SUNSTONE	100	smoke doors	20	24MAR11	20APR11
DH PACE	110	Aluminum Interior Door frames and Doors	30	24MAR11	04MAY11
MOJAVE	120	Interior Lights	20	24MAR11	20APR11
MOJAVE	130	Exterior Lights	20	24MAR11	20APR11
MOJAVE	140	Horns and strobes Fire Alarm	20	24MAR11	20APR11
BOMBARD	200	BP-1	1	23MAY11	23MAY11
Mockups					
URATA	190	Site Concrete	20	24MAR11	20APR11
U. BRASS	210	Handrail	10	24MAR11	06APR11
ISEC	230	Dais Mockup Revision 1	10	24MAR11	06APR11
ISEC	240	Rulon Undulating Wood Wall Panel Review	15	24MAR11	13APR11
KHS&S	250	Council Chambers Metal Ceiling Panel Review	15	24MAR11	13APR11
MILICI	280	Art Glass Wall/ Phillips to review with City	15	24MAR11	13APR11

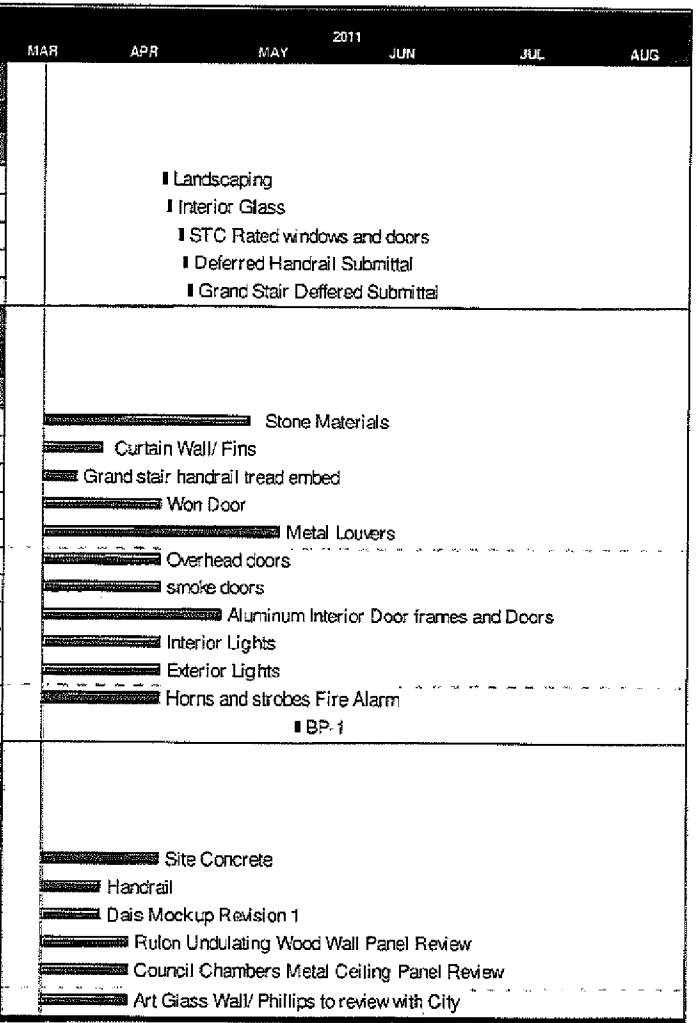

Run date 04MAY11
Page number 3A
© Primavera Systems, Inc.

The Whiting-Turner Contracting Co.
LVCH 4 Week Schedule

Early bar
Progress bar
Critical bar
Summary bar
Start milestone point
Finish milestone point

Responsibility	Act ID	Description	Orig Dur	Early Start	Early Finish
Pre-Installation Meeting					
BOM & MOJA	270	(Pre)-Pre-Start Up Meeting Central Plant Level 8	1	19APR11	19APR11
EXTERIOR ENCLOSURE/ SHELL					
COLUMNS/ CHIMNEYS					
Level 2					
KHS&S	193	Rig &Weld ladder support support steel in place	2	29APR11	02MAY11
COMMERCIAL	213	Complete Roofing/ Waterproofing	3	03MAY11	05MAY11
KHS&S	233	Install Metal Panels	10	16MAY11	27MAY11
Level 3					
KHS&S	284	Rig &Weld ladder support support steel in place	2	29APR11	02MAY11
COMMERCIAL	334	Complete Roofing/ Waterproofing	2	03MAY11	04MAY11
KHS&S	364	Install Metal Panels	10	31MAY11	13JUN11
Level 4					
COMMERCIAL	183	Pour remaining cell crete	3	02MAY11	04MAY11
COMMERCIAL	553	Install single ply roofing /Water tight	1	05MAY11	05MAY11
WALLS/ PARAPETS/ SOFFITS/ CANOPIES					
Level 2					
KHS&S	83	Perform remedial repairs on window opening	1	26APR11	26APR11
COMMERCIAL	89	Finish waterproofing repairs around strip window	1	27APR11	27APR11
HEINAMAN	91	Install strip window	1	28APR11	28APR11
KHS&S	96	Rig &Weld ladder support support steel in place	3	29APR11	03MAY11
COMMERCIAL	101	Pour remaining cell crete	1	02MAY11	02MAY11
COMMERCIAL	97	Complete All Vertical Wall waterproofing.	3	04MAY11	06MAY11
COMMERCIAL	111	Complete all horizontal Roofing	2	04MAY11	05MAY11
COMMERCIAL	243	Flash around stl. plates for Metal Panels	3	06MAY11	10MAY11
KHS&S	257	Install Metal Panel System	10	31MAY11	13JUN11
Level 3					
KHS&S	263	Rig &Weld ladder support support steel in place	2	04MAY11	05MAY11

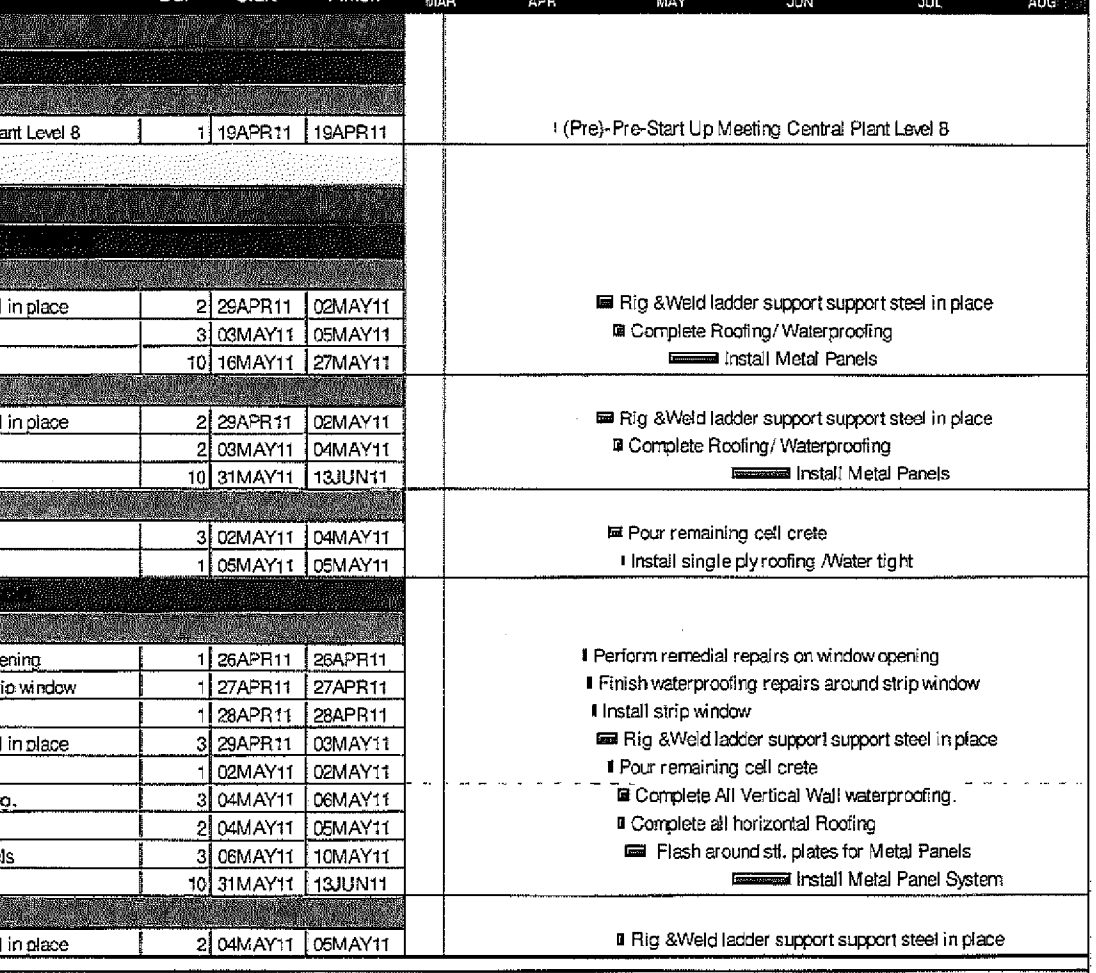

Run date 04MAY11
Page number 4A
© Primavera Systems, Inc.

The Whiting-Turner Contracting Co.
LVCH 4 Week Schedule

Early bar
Progress bar
Critical bar
Summary bar
Start milestone point
Finish milestone point

MOJ01967
JA 00005743

Responsibility	Act ID	Description	Orig Dur	Early Start	Early Finish
COMMERCIAL	267	Finish installation of Roofing Level 3	5	06MAY11	12MAY11
KHS&S	264	Install Curtain Wall West Elevation.	8	17MAY11	26MAY11
HEINAMAN	266	Complete Knee Wall West behind Curtain Wall	2	20MAY11	23MAY11
KHS&S	274	Install Metal Panel System	10	14JUN11	27JUN11
Level 4					
COMMERCIAL	147	Pour remaining cell crete	2	02MAY11	03MAY11
COMMERCIAL	157	Install single ply roofing /Water tight	2	04MAY11	05MAY11
Level 2					
KHS&S	133	Rig &Weld ladder support support steel in place	2	04MAY11	05MAY11
KHS&S	163	Install Metal Panels	10	28JUN11	12JUL11
Level 3					
KHS&S	294	Rig &Weld ladder support support steel in place	2	06MAY11	09MAY11
KHS&S	354	Install Metal Panels	10	13JUL11	26JUL11
Level 4					
COMMERCIAL	173	Pour remaining cell crete	2	02MAY11	03MAY11
COMMERCIAL	563	Install single ply roofing /Water tight	2	04MAY11	05MAY11
Level4					
COMMERCIAL	253	Pour remaining cell crete	2	02MAY11	03MAY11
COMMERCIAL	573	Install single ply roofing /Water tight	2	04MAY11	05MAY11
KHS&S	223	Install Level 4 roof hatches (2)	2	16MAY11	17MAY11
South Elevation					
HEINAMAN	389	Install 7th floor	12	21APR11	06MAY11
HEINAMAN	749	Install Fill In panels	5	02MAY11	06MAY11
HEINAMAN	759	Install 8th floor	7	05MAY11	13MAY11
North Elevation					
HEINAMAN	379	Install 6TH floor	3	26APR11	28APR11
HEINAMAN	399	Install 7TH Floor	3	29APR11	03MAY11
HEINAMAN	579	Install 8TH Floor	3	09MAY11	11MAY11

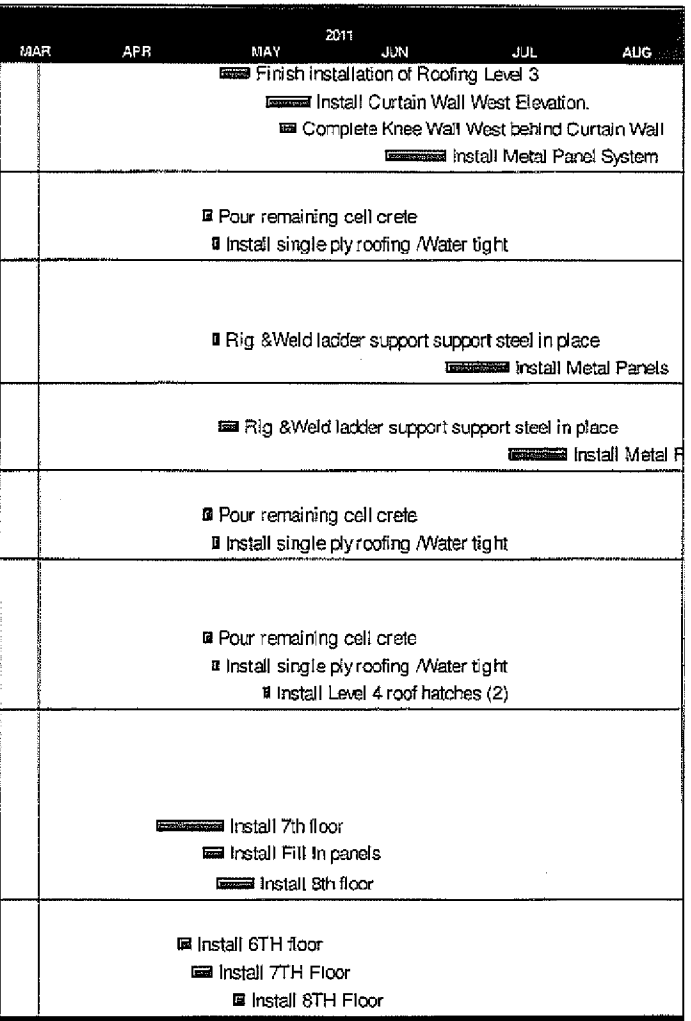

Run date 04MAY11
Page number 5A
© Primavera Systems, Inc.

The Whiting-Turner Contracting Co.
LVCH 4 Week Schedule

Early bar
Progress bar
Critical bar
Summary bar
Start milestone point
Finish milestone point

Responsibility	Act ID	Description	Orig Dur	Early Start	Early Finish
West Elevation					
HEINAMAN	729	Install sill Flashing for Curtain wall	1	24MAR11	24MAR11
HEINAMAN	769	Install Strip Window West elevation level 1	1	24MAR11	24MAR11
HEINAMAN	349	Install 6TH floor	1	28APR11	28APR11
HEINAMAN	350	Install 7th floor	3	29APR11	03MAY11
HEINAMAN	739	Install curtain wall between 4 and 6 line L-2	3	19MAY11	23MAY11
HEINAMAN	409	Install 7TH Floor/ Mayor's Balcony Guardrail	14	20MAY11	09JUN11
East Elevation					
W-T	310	Saw Cut edge of slab to coordinate with Heinaman	2	02MAY11	03MAY11
SME	311	Modify tube steel canapy /coordinate w/Heinaman	4	04MAY11	09MAY11
HEINAMAN	171	Install 8th floor	2	06MAY11	09MAY11
URATA	312	Repair cut edge of concrete slab	2	10MAY11	11MAY11
HEINAMAN	419	Retail	6	10MAY11	17MAY11
AMAZON	314	Install 2nd Layer of CMU at East North end wall	10	12MAY11	25MAY11
KHS&S	322	Start Framing Exterior columns/coord. w/ sidewlk	4	12MAY11	17MAY11
Skylight System					
Parking Level 2					
HEINAMAN	229	Replace broken Skylight Glass	1	16MAY11	16MAY11
HEINAMAN	239	Deliver metal panel soffits	1	10JUN11	10JUN11
MOJAVE	241	Resolve issue with Light backing	1	10JUN11	10JUN11
HEINAMAN	249	Install metal panel soffits	20	13JUN11	11JUL11
Support Piers Level 2 Area D					
North Elevation, East Side					
W-T	429	Start Work on Louver Modifications, JMA SK 4-11-	1	09MAY11	09MAY11
W-T	439	Put down protection	1	10MAY11	10MAY11
SME	449	Demo/remove louver support steel to be modified	1	11MAY11	11MAY11
URATA	459	Demo existing concrete pier	1	12MAY11	12MAY11
URATA	469	Install new concrete pier per JMA SK 4-11-11	2	13MAY11	16MAY11
URATA	479	Concrete pier cure 7 days	7	17MAY11	25MAY11
SME	499	Install new louver support stl. column	1	26MAY11	26MAY11

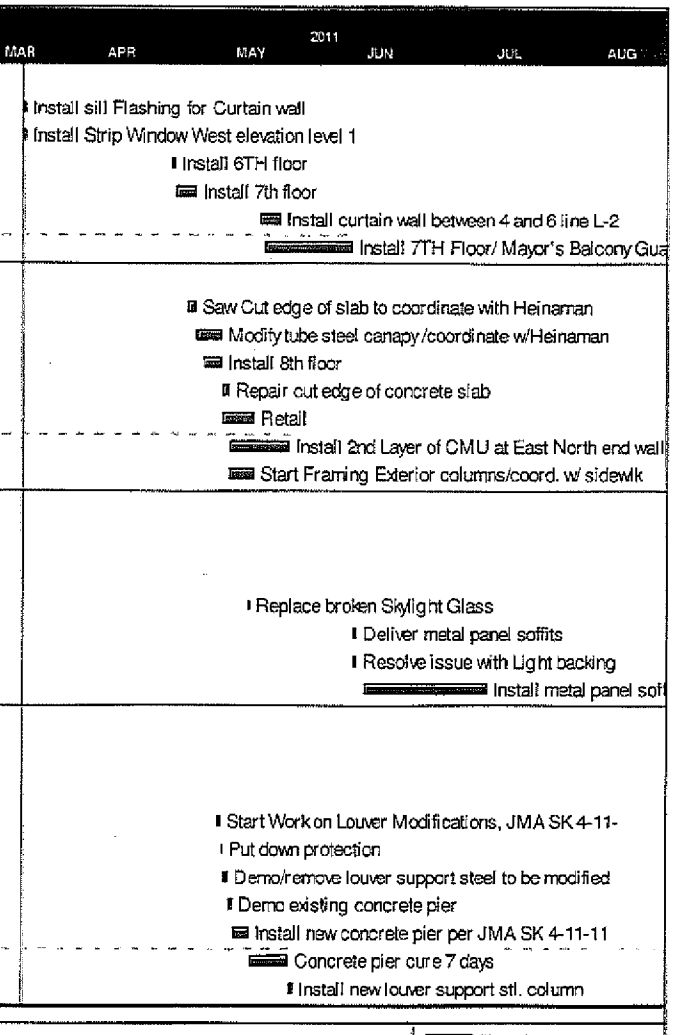

Run date 04MAY11
Page number 6A
© Primavera Systems, Inc.

The Whiting-Turner Contracting Co.
LVCH 4 Week Schedule

Early bar
Progress bar
Critical bar
Summary bar
Start milestone point
Finish milestone point

Responsibility	Act ID	Description	Orig Dur	Early Start	Early Finish
SME	509	Complete modifications to Louver horizontal stl	2	27MAY11	31MAY11
W-T	519	Modifications complete	1	01JUN11	01JUN11
West Elevation					
AMAZON	559	Install CMU Filler piece in planter to Bldg.	1	17MAY11	17MAY11
North Elevation, West Side					
W-T	489	Start Work on Louver Modifications, JMA SK 4-11-	1	10MAY11	10MAY11
W-T	529	Put down protection	1	11MAY11	11MAY11
SME	539	Demo/remove louver support steel to be modified	1	12MAY11	12MAY11
URATA	549	Demo existing concrete pier	1	13MAY11	13MAY11
URATA	569	Repair concrete deck at demoed conc. pier	2	16MAY11	17MAY11
Interior Core Build Out					
Interior Framing Drywall MEP Core Activities					
General					
ALL SUBS	1228	Complete CRA 176 Drinking fountain conflicts	5	02MAY11	06MAY11
J&R	1318	Install Resilient Flooring in Telecom Rooms	2	04MAY11	05MAY11
KHS&S	1299	Install ceiling tiles just for MEP Install	1	06MAY11	06MAY11
KHS&S	1278	Start install of Corridor Wainscoats	5	09MAY11	13MAY11
ALL SUBS	1288	Complete nonconformance list activities	2	09MAY11	10MAY11
BOMBARD	1308	Mechanical R/I to suspended grid	10	09MAY11	20MAY11
BOMBARD	1378	Install 3 NAE & NCE HVAC Controls	3	09MAY11	11MAY11
MOJAVE	1279	Make up and install outlets and trim plates	3	11MAY11	13MAY11
KHS&S	1298	Complete Suspended Ceiling	5	11MAY11	17MAY11
BOMBARD	1388	power for NAE's determined in RFI 0659	3	12MAY11	16MAY11
MOJAVE	1398	Complete power to NAE and NCE's	2	17MAY11	18MAY11
BOMBARD	1578	Start up AHU 1	5	14JUN11	20JUN11
General Area					
KHS&S	1238	Restrooms hard lids are rocked	1	06MAY11	06MAY11
CITY INSP.	1248	Inspect hard lids in Restrooms	1	10MAY11	10MAY11
KHS&S	1258	Tape and Texture hard lids in Restrooms	5	10MAY11	16MAY11
BOMBARD	1068	complete all termination and make up VAV's	2	13MAY11	16MAY11

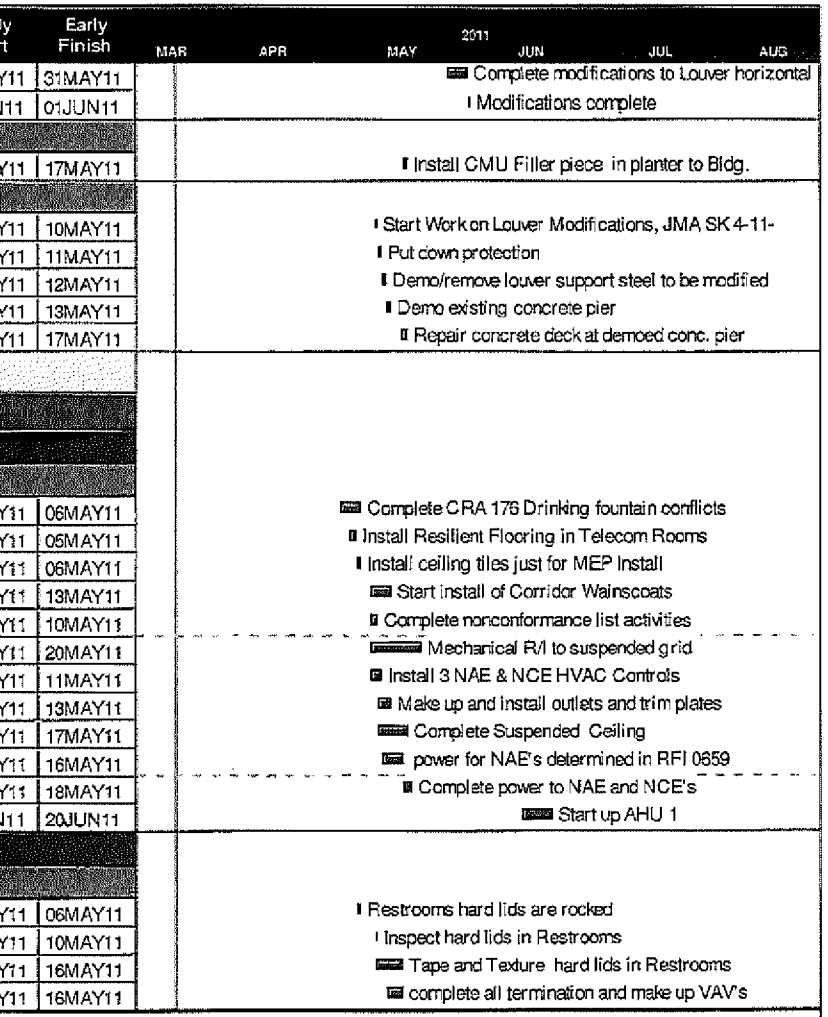

Run date 04MAY11
Page number 7A
© Primavera Systems, Inc.

The Whiting-Turner Contracting Co.
LVCH 4 Week Schedule

Early bar
Progress bar
Critical bar
Summary bar
Start milestone point
Finish milestone point

Responsibility	Act ID	Description	Orig Dur	Early Start	Early Finish
KHS&S	1268	Paint hard lids in restrooms	2	17MAY11	18MAY11
KHS&S	1883	Relocate access panel RM. 1034	1	19MAY11	18MAY11
ALL SUBS	1738	Complete Telecom Rooms 100 Finishes	5	24MAY11	31MAY11
BOMBARD	1118	Start up AHU 2 & 3	5	15JUN11	21JUN11
Lobby 1002 Area A					
ALL SUBS	1408	See Grand Stair Schedule under Stari 6 section	1	02MAY11	02MAY11
HEINAMAN	1141	Weld bent plates to canopy I-Beams	1	03MAY11	03MAY11
HEINAMAN	1190	Install Aluminum Clips for Curtainwall	1	03MAY11	03MAY11
COMMERCIAL	1191	Install waterproofing over Densglass sheathing	2	04MAY11	05MAY11
WESTAR	1196	Relocate Fire sprinkler main to ontop of canopy	1	04MAY11	04MAY11
KHS&S	1198	Install Armstrong Clg. @ Main Entry	3	05MAY11	09MAY11
KHS&S	1348	KHS&S modify wall at 3 line around pipes	2	05MAY11	06MAY11
COMMERCIAL	1192	Install waterproofing over Heinaman alum. clips	1	06MAY11	06MAY11
HEINAMAN	1195	Install West Entry Curtain Wall System	5	06MAY11	12MAY11
HEINAMAN	1218	Clad Main Entry Columns for store front	10	09MAY11	20MAY11
Area A					
COMMERCIAL	2778	Install flashing at strip window room 1063	1	05MAY11	05MAY11
KHS&S	2788	Complete framing around columns at strip window	2	06MAY11	09MAY11
KHS&S	2828	Tapping walls & ceiling to follow 5' leave out	5	06MAY11	12MAY11
COMMERCIAL	2768	Install waterproofing at strip window rm.1063	1	10MAY11	10MAY11
HEINAMAN	2798	Install strip window in Room 1063 Open Office	2	10MAY11	11MAY11
CITY INSP.	2808	City sign off all overhead electrical r/i area A	1	12MAY11	12MAY11
KHS&S	2818	Complete all clg. and soffit install of Drywall	1	13MAY11	13MAY11
KHS&S	2838	Texture walls and ceiling follow 5' leave out	5	13MAY11	19MAY11
KHS&S	2848	Paint walls &clgs to follow 5' leave out work	5	19MAY11	25MAY11
KHS&S	2858	Start suspended ceilings per 5' leave out work	5	27MAY11	03JUN11
VENTURA	2238	Start Ceramic Tile in Mens Restrooms 1084 ,1080	15	01JUN11	21JUN11
VENTURA	2248	Start Ceramic Tile in Womens Restrooms 1085,1081	15	01JUN11	21JUN11
MOJ. & BOM	2998	R/I MEP in suspended ceilings	5	06JUN11	10JUN11
VENTURA	2278	Start Ceramic Tile in Mens Restrooms 1112	10	08JUN11	21JUN11
VENTURA	2288	Start Ceramic Tile in Womens Restrooms 1113	10	08JUN11	21JUN11
Area B					
KHS&S	2738	See 5' leave out work schedule for finishes	1	02MAY11	02MAY11

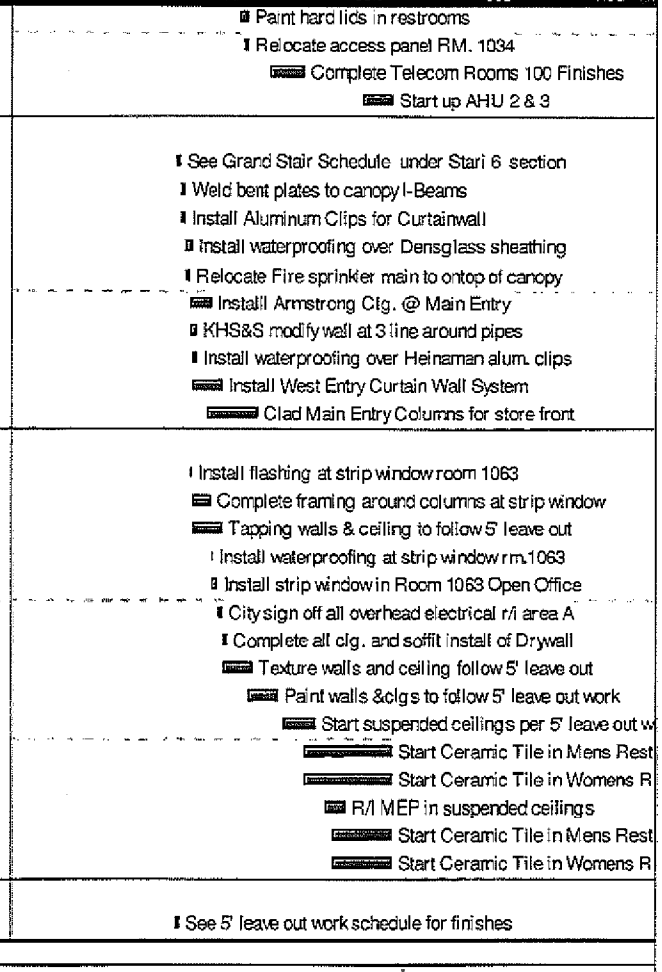

Run date 04MAY11
Page number 8A
© Primavera Systems, Inc.

The Whiting-Turner Contracting Co.
LVCH 4 Week Schedule

Early bar
Progress bar
Critical bar
Summary bar
Start milestone point
Finish milestone point

Responsibility	Act ID	Description	Orig Dur	Early Start	Early Finish
VENTURA	2258	Start Ceramic Tile in Mens Restrooms 1140	10	17MAY11	31MAY11
VENTURA	2268	Start Ceramic Tile in Womens Restrooms 1141	10	17MAY11	31MAY11
Area C					
KHS&S	1088	RFI Sound Hard Lids in Edit Rooms 1-7	1	24MAR11	24MAR11
Area D					
KHS&S	1098	KHS&S RFI sound rated soffit needs resolved	1	24MAR11	24MAR11
Area E					
General Area					
KHS&S	2018	Relocate access panel Room 2055	1	24MAR11	24MAR11
KHS&S	2028	Relocate access room 2010	1	25MAR11	25MAR11
BOMBARD	2038	Issue with Duct in 2048 to low	1	28MAR11	28MAR11
BOMBARD	1588	complete all termination and make up VAV's	2	16MAY11	17MAY11
ALL SUBS	1748	Complete Telecom Rooms 100 Finishes	5	24MAY11	31MAY11
ALL SUBS	1788	Start work Bulletin 7 ALL AREAS	5	24MAY11	31MAY11
BOMBARD	1618	Start up AHU 6	5	16JUN11	22JUN11
Area A					
KHS&S	1328	Complete shaft wall framing	4	12MAY11	17MAY11
CITY INSP.	1338	Inspect Shaft wall Framing	1	18MAY11	18MAY11
KHS&S	1358	Tape and Finish Shaft walls	4	19MAY11	24MAY11
VENTURA	2298	Start Ceramic Tile in Mens Restrooms 2015,2042	15	24MAY11	14JUN11
VENTURA	2308	Start Ceramic Tile in Womens Restrooms 2016,2041	15	24MAY11	14JUN11
Area B					
VENTURA	2318	Start Ceramic Tile in Mens Restrooms 2057	10	01JUN11	14JUN11
VENTURA	2328	Start Ceramic Tile in Womens Restrooms 22058	10	01JUN11	14JUN11
Area C					
KHS&S	1368	Install Drywall B.O.H walls	3	25MAY11	27MAY11
VENTURA	2338	Start Ceramic Tile in Mens Restrooms 22036	10	08JUN11	21JUN11
VENTURA	2348	Start Ceramic Tile in Womens Restrooms 2237	10	08JUN11	21JUN11
2049 Prefunction					
KHS&S	2568	Start back up with Framing of Serpentine wall	4	11MAY11	16MAY11
KHS&S	2578	Proceed with ceiling and soffit framing	10	11MAY11	24MAY11
KHS&S	2588	Proceed per JMA SK Dated 4-5-11 diffuser slot	4	12MAY11	17MAY11
KHS&S	2598	Proceed JMA detail A framing at plate girder	4	12MAY11	17MAY11

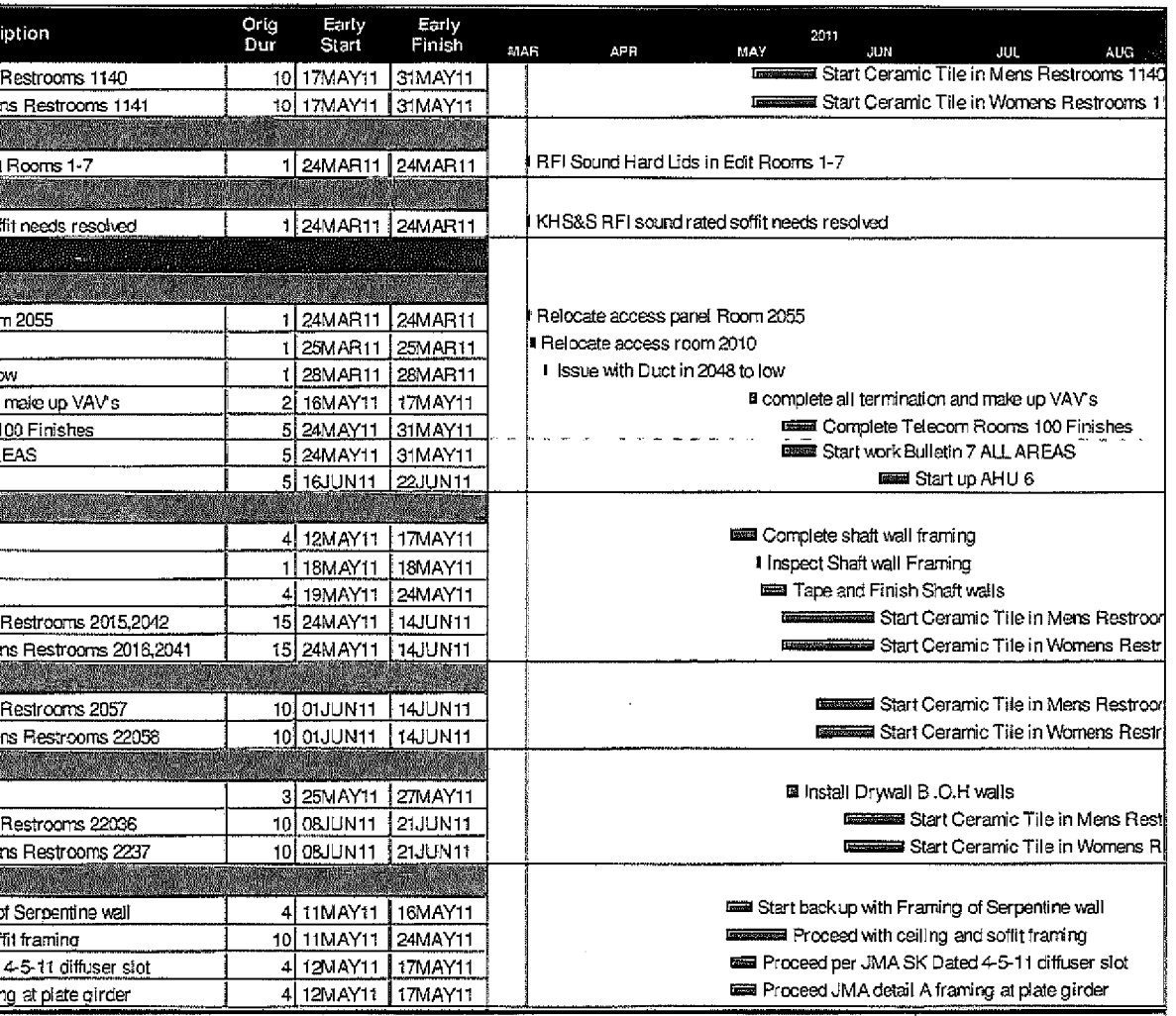

Run date 04MAY11
Page number 9A
© Primavera Systems, Inc.

The Whiting-Turner Contracting Co.
LVCH 4 Week Schedule

Early bar
Progress bar
Critical bar
Summary bar
Start milestone point
Finish milestone point

Responsibility	Act ID	Description	Orig Dur	Early Start	Early Finish
KHS&S	2608	Install 1hr rated shaft wall per detail B	5	13MAY11	19MAY11
KHS&S	2638	Install sect. of framing at plate girder soffit	3	13MAY11	17MAY11
KHS&S	2569	Complete levels 2-7 of Serpentine plaster wall	3	17MAY11	19MAY11
ALL SUBS	2648	R/I Electrical, HVAC, Control and Fire alarm	3	18MAY11	20MAY11
KHS&S	2618	Install Smoke and fire safing perimeter seal	2	20MAY11	23MAY11
CITY INSP.	2658	Inspect above framed walls and ceilings/soffits	1	23MAY11	23MAY11
CITY INSP.	2668	Inspect R/I MEP in above listed activities	1	23MAY11	23MAY11
WESTERN	2628	R/I sprinkler head per detail C JMA sk4-11-11	4	24MAY11	27MAY11
KHS&S	2678	Start installing drywall, walls , soffits , clgs	5	24MAY11	31MAY11
HEINAMAN	3008	Install Metal Panels	10	01JUN11	14JUN11
2000 Council Chambers					
KHS&S	2688	start framing North Zig Zag Wall	4	16MAY11	19MAY11
MCJ. & BOM	2698	R/I MEP in all walls	3	16MAY11	18MAY11
CITY INSP.	2708	Inspect Framing and R/I	1	19MAY11	19MAY11
KHS&S	2718	Start drywall on all walls	5	20MAY11	26MAY11
Level 2					
General Area					
KHS&S	2188	Install fire safing &fire caulkwall penitration	1	11MAY11	11MAY11
MOJAVE	2748	r/i bulletin 10 security all alum door frames	3	12MAY11	16MAY11
MOJAVE	2048	Layout drywall removal for Bulletin 10	1	16MAY11	16MAY11
CITY INSP.	2758	Inspect R/I Bulletin 10	1	17MAY11	17MAY11
KHS&S	2868	Patch and repair bulletin Drywall patches	5	18MAY11	24MAY11
BOMBARD	1008	Install 3 NAE & NCE HVAC Controls	5	20MAY11	26MAY11
BOMBARD	1638	Complete electrical to AHU 7	2	20MAY11	23MAY11
MOJAVE	1498	Determine Emergency power for NAE's	1	27MAY11	27MAY11
ALL SUBS	1758	Complete Telecom Rooms 100 Finishes	5	27MAY11	03JUN11
BOMBARD	1508	Complete power to NAE and NCE's	2	31MAY11	01JUN11
MOJAVE	1518	complete all termination and make up VAV's	5	31MAY11	06JUN11
BOMBARD	1648	Start up AHU 7	5	21JUN11	27JUN11
Area A					
VENTURA	2358	Start Ceramic Tile in Mens Restrooms 3030,3047	15	15JUN11	06JUL11
VENTURA	2368	Start Ceramic Tile in Womens Restrooms 3031,3046	15	15JUN11	06JUL11
Level 3					

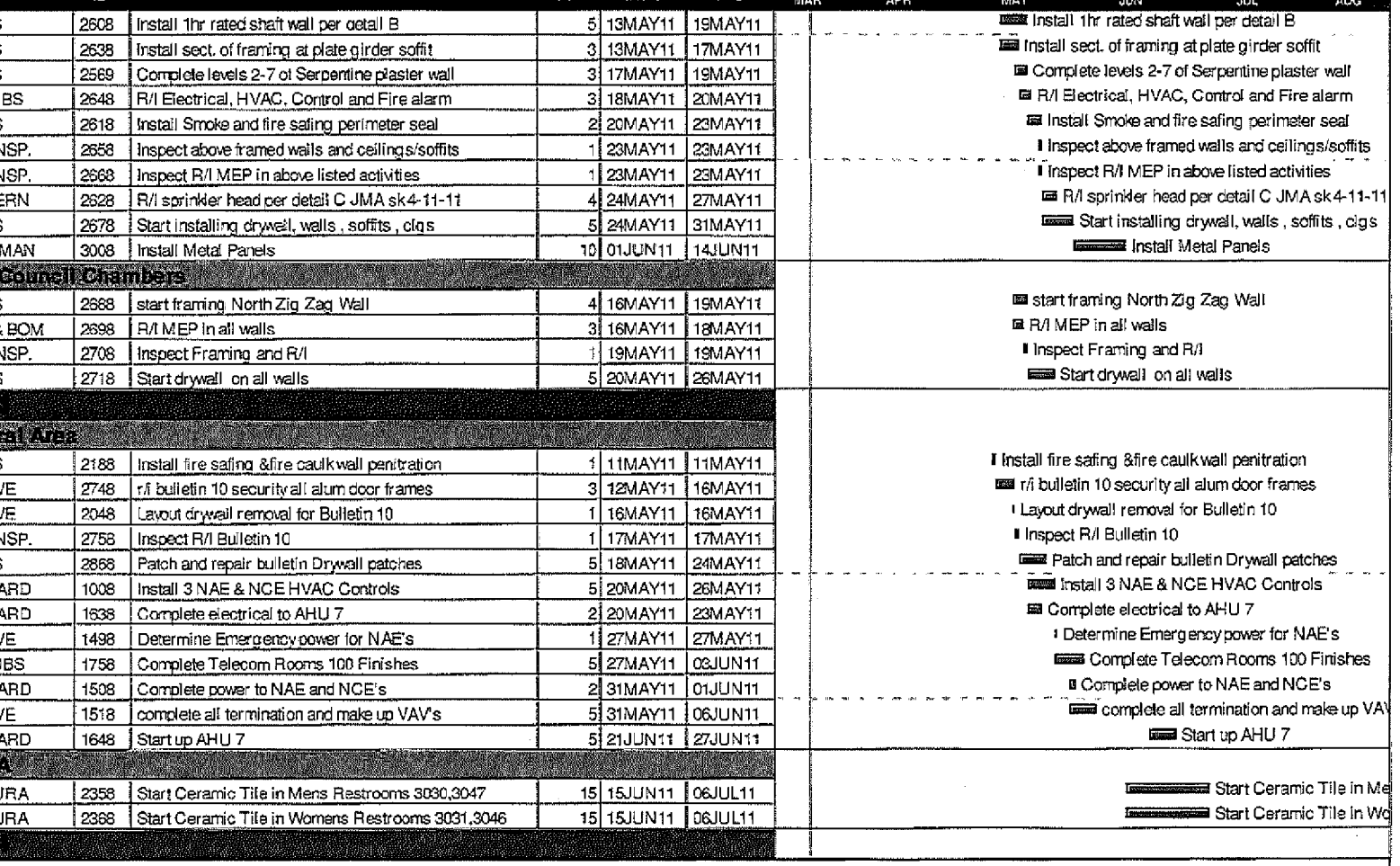

Run date 04MAY11
Page number 10A
© Primavera Systems, Inc.

The Whiting-Turner Contracting Co.
LVCH 4 Week Schedule

Early bar
Progress bar
Critical bar
Summary bar
Start milestone point
Finish milestone point

Responsibility	Act ID	Description	Orig Dur	Early Start	Early Finish
General Area					
KHS&S	2196	Install fire safing &fire caulk wall penitration	1	11MAY11	11MAY11
MOJAVE	2878	Layout drywall removal for Bulletin 10	1	12MAY11	12MAY11
MOJAVE	2888	r/i bulletin 10 security all alum door frames	3	13MAY11	17MAY11
CITY INSP.	2898	Inspect R/I Bulletin 10	1	18MAY11	18MAY11
KHS&S	2908	Patch and repair bulletin Drywall patches	5	19MAY11	25MAY11
ALL SUBS	1838	Complete Telecom Rooms 100 Finishes	5	31MAY11	06JUN11
BOMBARD	1018	complete all termination and make up VAV's	5	02JUN11	08JUN11
MOJAVE	1818	Complete electrical to AHU 8	3	02JUN11	06JUN11
BOMBARD	1828	Start up AHU 8	5	26JUN11	05JUL11
Area A					
VENTURA	2378	Start Ceramic Tile in Mens Restrooms 4053,4057	15	22JUN11	13JUL11
VENTURA	2388	Start Ceramic Tile in Womens Restrooms 4031,4056	15	14JUL11	03AUG11
Level 2					
General Area					
KHS&S	2208	Install fire safing &fire caulk wall penitration	5	13MAY11	19MAY11
MOJAVE	2918	Layout drywall removal for Bulletin 10	1	16MAY11	16MAY11
MOJAVE	2928	r/i bulletin 10 security all alum door frames	3	17MAY11	19MAY11
CITY INSP.	2938	Inspect R/I Bulletin 10	1	20MAY11	20MAY11
KHS&S	2948	Patch and repair bulletin Drywall patches	5	23MAY11	27MAY11
ALL SUBS	1878	Complete Telecom Rooms 100 Finishes	5	01JUN11	07JUN11
BOMBARD	1028	complete all termination and make up VAV's	5	02JUN11	08JUN11
BOMBARD	1848	Complete chill water connection to AHU 9	2	02JUN11	03JUN11
MOJAVE	1858	Complete electrical to AHU 9	3	06JUN11	08JUN11
BOMBARD	1868	Start up AHU 9	5	30JUN11	07JUL11
Area A					
VENTURA	2398	Start Ceramic Tile in Mens Restrooms 5040,5033	15	21JUL11	10AUG11
VENTURA	2408	Start Ceramic Tile in Womens Restrooms 5039,5032	15	21JUL11	10AUG11
Level 3					
General Area					
KHS&S	2218	Install fire safing &fire caulk wall penitration	2	17MAY11	18MAY11
MOJAVE	2958	Layout drywall removal for Bulletin 10	1	17MAY11	17MAY11
MOJAVE	2968	r/i bulletin 10 security all alum door frames	3	18MAY11	20MAY11

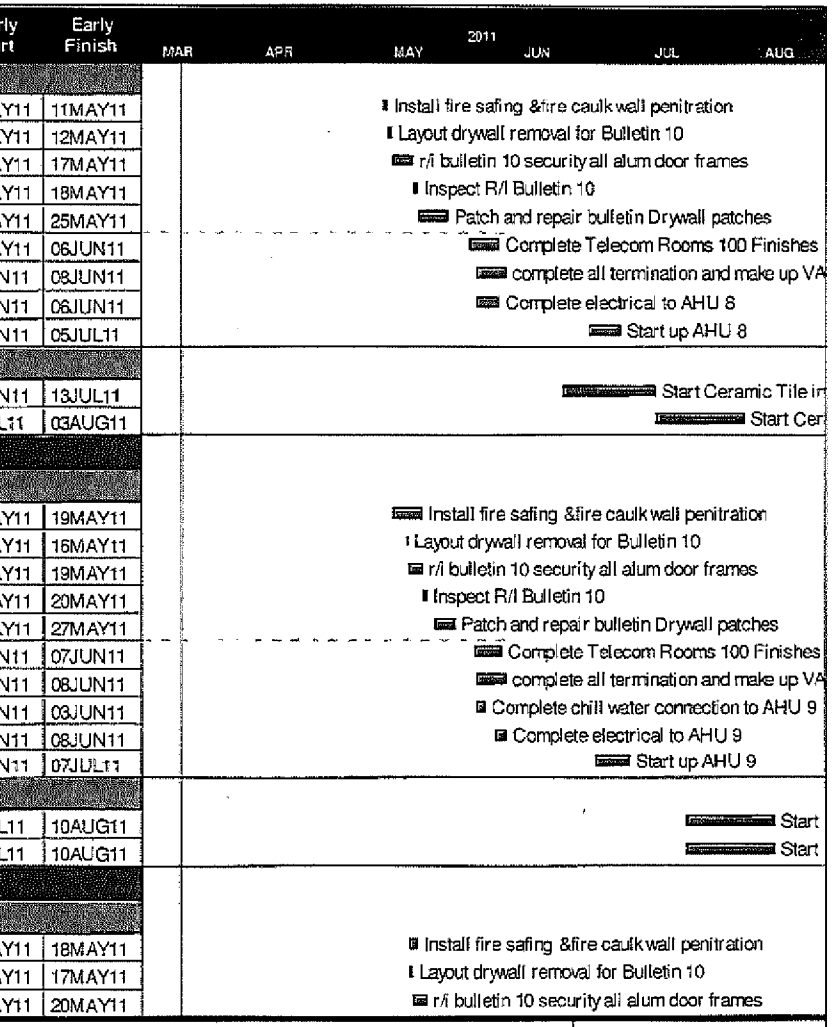

Run date 04MAY11
Page number 11A
© Primavera Systems, Inc.

The Whiting-Turner Contracting Co.
LVCH 4 Week Schedule

Early bar
Progress bar
Critical bar
Summary bar
Start milestone point
Finish milestone point

Responsibility	Act ID	Description	Orig Dur	Early Start	Early Finish
General Area					
KHS&S	1658	Complete framing /drywall at Elevator Lobby	5	14JUN11	20JUN11
Stairwells					
Level 1					
Stair #1 (GRAND STAIR)					
SME	958	Complete all steel modifications to stair	1	14JUN11	14JUN11
KHS&S	968	Frame Electrical room 1013	1	14JUN11	14JUN11
KHS&S	969	Install door frame	1	14JUN11	14JUN11
MOJAVE	978	R/I Electrical in walls and install panels	1	14JUN11	14JUN11
CITY INSP.	988	Inpect electrical r/i	1	14JUN11	14JUN11
KHS&S	998	Frame 1 hour seperation ceiling under stair 1	1	14JUN11	14JUN11
MOJAVE	1128	R/I Lighting in ceiling	1	14JUN11	14JUN11
CITY INSP.	1138	Inspect electrical r/i in ceiling	1	14JUN11	14JUN11
KHS&S	1148	Install drywall	1	14JUN11	14JUN11
KHS&S	1178	Finish tape and mud walls level 4 finish	2	14JUN11	15JUN11
KHS&S	1229	Complete framing of Glass wall , walls	2	14JUN11	15JUN11
KHS&S	1238	Install framing inbetween Steel Tubes	5	14JUN11	20JUN11
DH PACE	1168	Install door and hardware .lockable room	1	15JUN11	15JUN11
MOJ & BOMB	1218	r/i electrical and Vents in Walls	4	16JUN11	21JUN11
KHS&S	1488	Paint Electrical room	1	16JUN11	16JUN11
YESCO	979	Install light boxes	4	17JUN11	22JUN11
U. BRASS	1048	Install hand rail insert embeds	1	17JUN11	17JUN11
CITY INSP.	2098	Inspect Glass walls for MEP r/i	1	22JUN11	22JUN11
KHS&S	3008	Install sheathing and dura rock for Stone	4	23JUN11	28JUN11
Stair # 2					
KHS&S	608	Texture walls for paint	5	01JUL11	08JUL11
KHS&S	618	Take down Scaffold on level 8	1	11JUL11	11JUL11
Stair #3A					
KHS&S	508	Taping level 4 finish	5	11JUL11	15JUL11
KHS&S	518	Texture walls for paint	2	18JUL11	19JUL11
Stair #3B					

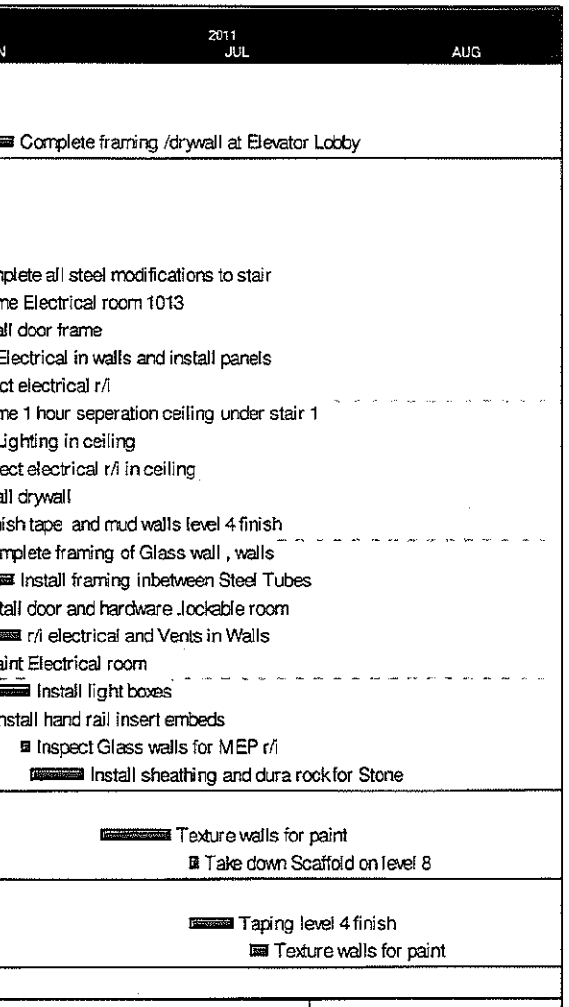

Run date 14JUN11
Page number 19A
Data date 14JUN11
© Primavera Systems, Inc.

The Whiting-Turner Contracting Co.
LVCH 4 Week Schedule

Early bar
Progress bar
Critical bar
Summary bar
Start milestone point
Finish milestone point

Docket 61715 Document 2015-18542 JA 00005627
MOJ01851

Responsibility	Act ID	Description	Orig Dur	Early Start	Early Finish
KHS&S	578	Tape and finish level 4 Stairwell B up to 6	5	11JUL11	15JUL11
KHS&S	598	Texture walls for paint	2	18JUL11	19JUL11
KHS&S	628	Take down Scaffold on level 6	1	20JUL11	20JUL11
Stair #4					
ALL SUBS	648	Complete stair 4 100% ready for paint	5	14JUN11	20JUN11
MOJAVE	658	Remove Temp lighting and patch wall	1	21JUN11	21JUN11
Stair #5					
ALL SUBS	668	Complete stair 5 100% ready for paint	5	21JUN11	27JUN11
Stair # 6					
MOJAVE	638	Pull conductors on wall for Lights	3	14JUN11	16JUN11
COMMERCIAL	898	Install Waterproofing	5	14JUN11	20JUN11
MOJAVE	878	Install Lights	5	17JUN11	23JUN11
COMMERCIAL	908	Install Pavers	10	21JUN11	05JUL11
SME	888	Install Handrails	5	24JUN11	30JUN11
5' Wall Leave Out @ Curtain Wall					
Level 1					
Area A 5' Leave Out Crew					
SW SUN CNT	929	Install Mecho Shade pocket w/clg.grid T	1	14JUN11	14JUN11
KHS&S	948	Prime and paint walls / ceilings(complete)	1	14JUN11	14JUN11
BOMBARD	2568	Install Grills in Suspended Ceiling	5	14JUN11	20JUN11
KHS&S	2728	Install Suspended Ceiling System	0	14JUN11	
MOJAVE	3518	Install Lighting in suspended Ceiling	1	15JUN11	15JUN11
MOJAVE	2178	Install electrical trim, cover plates .	1	21JUN11	21JUN11
Area B 5' Leave Out Crew					
SW SUN CNT	B-161	Install Mecho Shade pockets w Clg. grid T.	1	14JUN11	14JUN11
KHS&S	B-180	Mask and spray texture (complete)	1	14JUN11	14JUN11
KHS&S	B-190	Prime and paint walls / ceilings	2	14JUN11	15JUN11
KHS&S	B-210	Install Suspended Ceiling System	4	14JUN11	17JUN11
MOJAVE	B-200	Install electrical trim, cover plates .	1	16JUN11	16JUN11
BOMBARD	B-220	Install Grills in Suspended Ceiling	5	16JUN11	22JUN11
MOJAVE	B-230	Install Lighting in suspended Ceiling	5	16JUN11	22JUN11
Area C 5' Leave Out Crew					

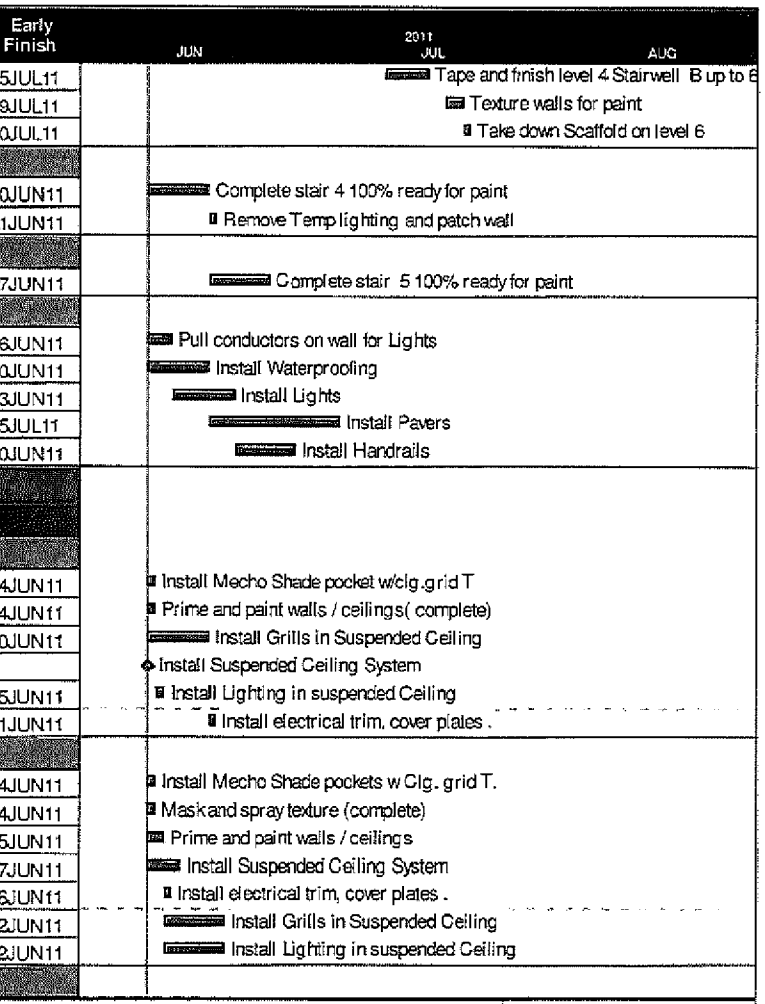

Run date	14JUN11
Page number	20A
Data date	14JUN11
© Primavera Systems, Inc.	

The Whiting-Turner Contracting Co.
LVCH 4 Week Schedule

Early bar
Progress bar
Critical bar
Summary bar
Start milestone point
Finish milestone point

J56.1-450

MOJ01852
JA 00005628

Responsibility	Act ID	Description	Orig Dur	Early Start	Early Finish
SW SUN CNT	C-100	Install Mecho Shade pockets w Clg. grid T.	1	14JUN11	14JUN11
KHS&S	C-110	Mask and spray texture (complete)	2	14JUN11	15JUN11
KHS&S	C-120	Prime and paint walls / ceilings	5	14JUN11	20JUN11
MOJAVE	C-130	Install electrical trim, cover plates .	1	21JUN11	21JUN11
KHS&S	C-140	Install Suspended Ceiling System	4	21JUN11	24JUN11
BOMBARD	C-150	Install Grills in Suspended Ceiling	5	27JUN11	01JUL11
MOJAVE	C-160	Install Lighting in suspended Ceiling	5	27JUN11	01JUL11
Area D 5' Leave Out Crew					
SW SUN CNT	D-100	Install Mecho Shade pockets w Clg. grid T.	1	14JUN11	14JUN11
KHS&S	D-110	Mask and spray texture (complete)	5	14JUN11	20JUN11
KHS&S	D-120	Prime and paint walls / ceilings	5	14JUN11	20JUN11
MOJAVE	D-130	Install electrical trim, cover plates .	1	21JUN11	21JUN11
KHS&S	D-140	Install Suspended Ceiling System	4	21JUN11	24JUN11
BOMBARD	D-150	Install Grills in Suspended Ceiling	5	27JUN11	01JUL11
MOJAVE	D-160	Install Lighting in suspended Ceiling	5	27JUN11	01JUL11
Area A 5' Leave Out Crew					
KHS&S	C-170	Tape walls/ ceilings to level 4 (complete)	1	14JUN11	14JUN11
KHS&S	C-180	Mask and spray texture (complete)	1	14JUN11	14JUN11
KHS&S	C-190	Prime and paint walls / ceilings	2	14JUN11	15JUN11
KHS&S	C-210	Install Suspended Ceiling System	5	15JUN11	21JUN11
MOJAVE	C-200	Install electrical trim, cover plates .	1	16JUN11	16JUN11
SW SUN CNT	C-220	Install Mecho Shade pockets	1	16JUN11	16JUN11
BOMBARD	C-230	Install Grills in Suspended Ceiling	1	22JUN11	22JUN11
MOJAVE	C-240	Install Lighting in suspended Ceiling	1	23JUN11	23JUN11
Area B 5' Leave Out Crew					
KHS&S	2-170	Tape walls/ ceilings to level 4	1	14JUN11	14JUN11
W-T/ OWNER	2-171	Solve Mecho shade issue behind Column	1	14JUN11	14JUN11
KHS&S	2-180	Mask and spray texture	1	14JUN11	14JUN11
KHS&S	2-190	Prime and paint walls / ceilings	2	15JUN11	16JUN11
SW SUN CNT	2-161	Install Mecho Shade pockets	3	17JUN11	21JUN11
MOJAVE	2-200	Install electrical trim, cover plates .	1	17JUN11	17JUN11

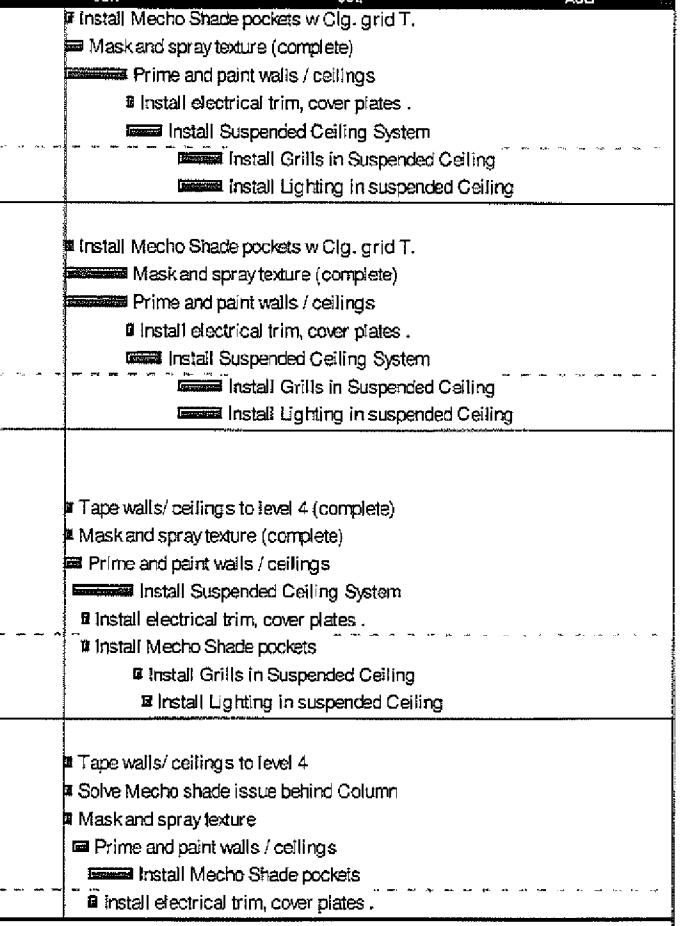

Run date	14JUN11
Page number	21A
Data date	14JUN11
© Primavera Systems, Inc.	

The Whiting-Turner Contracting Co.
LVCH 4 Week Schedule

Early bar
Progress bar
Critical bar
Summary bar
Start milestone point
Finish milestone point

J56.1-451

MOJ01853
JA 00005629

Responsibility	Act ID	Description	Orig Dur	Early Start	Early Finish
KHS&S	2-210	Install Suspended Ceiling System	5	17JUN11	23JUN11
BOMBARD	2-220	Install Grills in Suspended Ceiling	5	24JUN11	30JUN11
MOJAVE	2-230	Install Lighting in suspended Ceiling	5	24JUN11	30JUN11
Area C 5' Leave Out Crew					
SW SUN CNT	C-250	Install Mecho Shade pockets w Clg. grid T.	1	14JUN11	14JUN11
KHS&S	C-260	Mask and spray texture (complete)	5	14JUN11	20JUN11
KHS&S	C-270	Prime and paint walls / ceilings	5	14JUN11	20JUN11
MOJAVE	C-280	Install electrical trim, cover plates .	1	21JUN11	21JUN11
KHS&S	C-290	Install Suspended Ceiling System	4	21JUN11	24JUN11
BOMBARD	C-300	Install Grills in Suspended Ceiling	5	27JUN11	01JUL11
MOJAVE	C-310	Install Lighting in suspended Ceiling	5	27JUN11	01JUL11
Area D 5' Leave Out Crew					
SW SUN CNT	D-250	Install Mecho Shade pockets w Clg. grid T.	1	14JUN11	14JUN11
KHS&S	D-260	Mask and spray texture (complete)	5	14JUN11	20JUN11
KHS&S	D-270	Prime and paint walls / ceilings	5	14JUN11	20JUN11
MOJAVE	D-280	Install electrical trim, cover plates .	1	21JUN11	21JUN11
KHS&S	D-290	Install Suspended Ceiling System	4	21JUN11	24JUN11
BOMBARD	D-300	Install Grills in Suspended Ceiling	5	27JUN11	01JUL11
MOJAVE	D-310	Install Lighting in suspended Ceiling	5	27JUN11	01JUL11
Area A 5' Leave Out Crew					
MOJAVE	3-120	Electrical rough in at knee wall	1	14JUN11	14JUN11
MOJAVE	3-160	Electrical rough in at leave out wall	1	14JUN11	14JUN11
KHS&S	3-170	Hang all drywall	1	14JUN11	14JUN11
KHS&S	3-190	Tape walls/ ceilings to level 4	4	21JUN11	24JUN11
KHS&S	3-200	Mask and spray texture	3	27JUN11	29JUN11
KHS&S	3-210	Prime and paint walls / ceilings	4	30JUN11	06JUL11
MOJAVE	3-220	Install electrical trim, cover plates .	1	01JUL11	01JUL11
SW SUN CNT	3-180	Install Mecho Shade pockets	2	07JUL11	08JUL11
KHS&S	3-230	Install Suspended Ceiling System	5	07JUL11	13JUL11
ALL SUBS	3-240	Install Grills/ Sprinkler heads/ Electrical trim	5	14JUL11	20JUL11
Area B 5' Leave Out Crew					

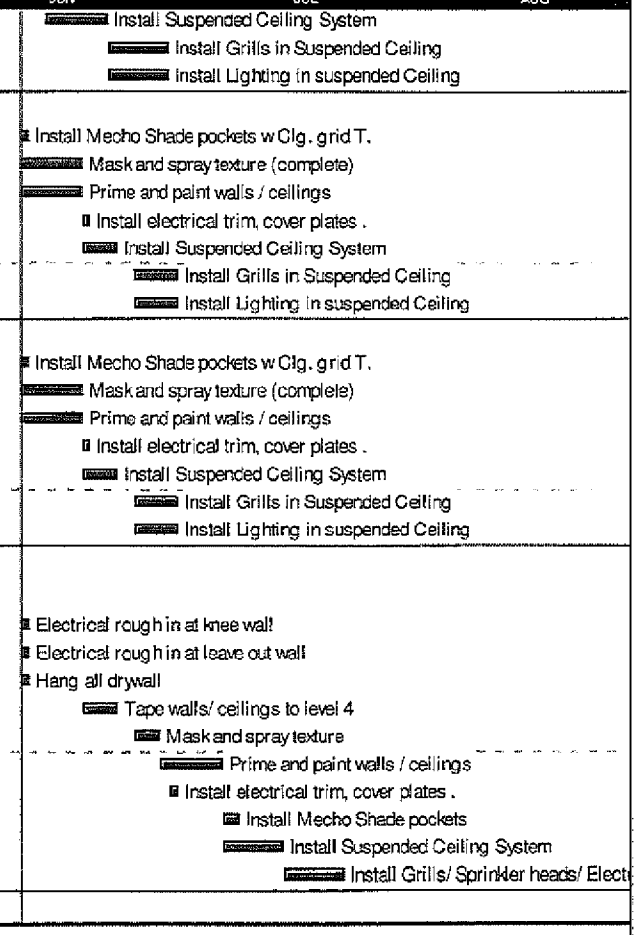

Run date	14JUN11
Page number	22A
Data date	14JUN11
© Primavera Systems, Inc.	

The Whiting-Turner Contracting Co.
LVCH 4 Week Schedule

- Early bar
- Progress bar
- Critical bar
- Summary bar
- Start milestone point
- Finish milestone point

J56.1-452

MOJ01854
JA 00005630

Responsibility	Act ID	Description	Orig Dur	Early Start	Early Finish
MOJAVE	3-320	Electrical rough in at knee wall	1	14JUN11	14JUN11
KHS&S	3-330	Frame Mecho shade soffit	1	14JUN11	14JUN11
SW SUN CNT	3-350	Field Measure Mecho Shades	1	14JUN11	14JUN11
MOJAVE	3-360	Electrical rough in at leave out wall	1	14JUN11	14JUN11
KHS&S	3-370	Hang all drywall	1	15JUN11	15JUN11
KHS&S	3-390	Tape walls/ ceilings to level 4	5	22JUN11	28JUN11
KHS&S	3-400	Mask and spray texture	2	29JUN11	30JUN11
KHS&S	3-410	Prime and paint walls / ceilings	4	01JUL11	07JUL11
SW SUN CNT	3-380	Install Mecho Shade pockets	3	07JUL11	11JUL11
MOJAVE	3-420	Install electrical trim, cover plates .	1	08JUL11	08JUL11
KHS&S	3-430	Install Suspended Ceiling System	5	08JUL11	14JUL11
ALL SUBS	3-440	Install Grills/ Sprinkler heads/ Electrical trim	5	15JUL11	21JUL11
Area 4 5' Leave Out Crew					
MOJAVE	4-120	Electrical rough in at knee wall (DONE)	1	14JUN11	14JUN11
MOJAVE	4-160	Electrical rough in at leave out wall (DONE)	1	14JUN11	14JUN11
KHS&S	4-170	Hang all drywall	2	15JUN11	16JUN11
KHS&S	4-190	Tape walls/ ceilings to level 4	5	17JUN11	23JUN11
KHS&S	4-200	Mask and spray texture	2	11JUL11	12JUL11
KHS&S	4-210	Prime and paint walls / ceilings	3	13JUL11	15JUL11
SW SUN CNT	4-180	Install Mecho Shade pockets	3	18JUL11	20JUL11
MOJAVE	4-220	Install electrical trim, cover plates .	1	18JUL11	18JUL11
KHS&S	4-230	Install Suspended Ceiling System	5	18JUL11	22JUL11
Area 8 5' Leave Out Crew					
MOJAVE	4-320	Electrical rough in at knee wall	3	15JUN11	17JUN11
MOJAVE	4-360	Electrical rough in at leave out wall	3	15JUN11	17JUN11
KHS&S	4-370	Hang all drywall	1	16JUN11	16JUN11
KHS&S	4-390	Tape walls/ ceilings to level 4	5	17JUN11	23JUN11
KHS&S	4-400	Mask and spray texture	2	13JUL11	14JUL11
KHS&S	4-410	Prime and paint walls / ceilings	3	15JUL11	19JUL11
SW SUN CNT	4-380	Install Mecho Shade pockets	3	20JUL11	22JUL11
MOJAVE	4-420	Install electrical trim, cover plates .	1	20JUL11	20JUL11
KHS&S	4-430	Install Suspended Ceiling System	5	20JUL11	26JUL11



Run date	14JUN11
Page number	23A
Data date	14JUN11
© Primavera Systems, Inc.	

The Whiting-Turner Contracting Co.
LVCH 4 Week Schedule

Early bar
Progress bar
Critical bar
Summary bar
Start milestone point
Finish milestone point

J56.1-453

MOJ01855
JA 00005631

Responsibility	Act ID	Description	Orig Dur	Early Start	Early Finish
Area A 5' Leave Out Crew					
MOJAVE	5-120	Electrical rough in at knee wall	3	17JUN11	21JUN11
SW SUN CNT	5-150	Field Measure Mecho Shades	1	22JUN11	22JUN11
MOJAVE	5-160	Electrical rough in at leave out wall	3	23JUN11	27JUN11
KHS&S	5-170	Hang all drywall	2	28JUN11	29JUN11
KHS&S	5-190	Tape walls/ ceilings to level 4	5	30JUN11	07JUL11
KHS&S	5-200	Mask and soray texture	2	15JUL11	18JUL11
KHS&S	5-210	Prime and paint walls / ceilings	3	19JUL11	21JUL11
SW SUN CNT	5-180	Install Mecho Shade pockets	3	22JUL11	26JUL11
MOJAVE	5-220	Install electrical trim, cover plates .	1	22JUL11	22JUL11
KHS&S	5-230	Install Suspended Ceiling System	5	22JUL11	28JUL11
Area B 5' Leave Out Crew					
MOJAVE	5-320	Electrical rough in at knee wall	3	21JUN11	23JUN11
MOJAVE	5-360	Electrical rough in at leave out wall	3	21JUN11	23JUN11
KHS&S	5-370	Hang all drywall	2	24JUN11	27JUN11
KHS&S	5-390	Tape walls/ ceilings to level 4	5	28JUN11	05JUL11
KHS&S	5-400	Mask and spray texture	2	19JUL11	20JUL11
KHS&S	5-410	Prime and paint walls / ceilings	3	21JUL11	25JUL11
SW SUN CNT	5-380	Install Mecho Shade pockets	3	26JUL11	28JUL11
MOJAVE	5-420	Install electrical trim, cover plates .	1	26JUL11	26JUL11
KHS&S	5-430	Install Suspended Ceiling System	5	26JUL11	01AUG11
Area A 5' Leave Out Crew					
MOJAVE	6-120	Electrical rough in at knee wall	3	24JUN11	28JUN11
KHS&S	6-130	Frame Mecho shade soffit	4	29JUN11	05JUL11
SW SUN CNT	6-150	Field Measure Mecho Shades	1	06JUL11	06JUL11
MOJAVE	6-160	Electrical rough in at leave out wall	1	07JUL11	07JUL11
KHS&S	6-170	Hang all drywall	2	08JUL11	11JUL11
SW SUN CNT	6-180	Install Mecho Shade pockets	3	12JUL11	14JUL11
KHS&S	6-190	Tape walls/ ceilings to level 4	5	12JUL11	18JUL11
KHS&S	6-200	Mask and spray texture	2	26JUL11	27JUL11



Run date	14JUN11
Page number	24A
Data date	14JUN11
© Primavera Systems, Inc.	

The Whiting-Turner Contracting Co.
LVCH 4 Week Schedule

- Early bar
- Progress bar
- Critical bar
- Summary bar
- Start milestone point
- Finish milestone point

MOJ01856
JA 00005632

Responsibility	Act ID	Description	Orig Dur	Early Start	Early Finish
KHS&S	6-210	Prime and paint walls / ceilings	3	28JUL11	01AUG11
MOJAVE	6-220	Install electrical trim, cover plates .	1	02AUG11	02AUG11
KHS&S	6-230	Install Suspended Ceiling System	5	02AUG11	08AUG11
Area B 5' Leave Out Crew					
MOJAVE	6-320	Electrical rough in at knee wall	3	29JUN11	01JUL11
KHS&S	6-330	Frame Mecho shade soffit	4	29JUN11	05JUL11
KHS&S	6-340	Frame 5' leave out wall	2	29JUN11	30JUN11
SW SUN CNT	6-350	Field Measure Mecho Shades	1	01JUL11	01JUL11
MOJAVE	6-360	Electrical rough in at leave out wall	1	01JUL11	01JUL11
KHS&S	6-370	Hang all drywall	2	05JUL11	06JUL11
SW SUN CNT	6-380	Install Mecho Shade pockets	3	07JUL11	11JUL11
KHS&S	6-390	Tape walls/ ceilings to level 4	5	07JUL11	13JUL11
KHS&S	6-400	Mask and spray texture	2	02AUG11	03AUG11
KHS&S	6-410	Prime and paint walls / ceilings	3	04AUG11	08AUG11
MOJAVE	6-420	Install electrical trim, cover plates .	1	09AUG11	09AUG11
KHS&S	6-430	Install Suspended Ceiling System	5	09AUG11	15AUG11
Electrical Distribution / Termination Contract					
Single Line Distribution					
MOJAVE	88	Lock Out Tag Out proceedure is Active	1	14JUN11	14JUN11
MOJAVE	268	Single Line distribution is complete	1	14JUN11	14JUN11
Generator Start Up					
MOJAVE	808	Install Breakers to Block Heaters (done)	1	14JUN11	14JUN11
MOJAVE	2158	Pull Wire between PSG and Generator(done)	1	14JUN11	14JUN11
MOJAVE	2168	Install Internal components in Generator(done)	1	14JUN11	14JUN11
MOJAVE	2468	Terminate and land conductors in PSG.(done)	1	14JUN11	14JUN11
MOJAVE	2478	Install Remote Shunt Trip Station	4	14JUN11	17JUN11
MOJAVE	2488	Load Test Generator	5	17AUG11	23AUG11
Fire Alarm System					
MOJAVE	2148	Install Power to VAV's Basement thru Level 8	1	14JUN11	14JUN11
MOJAVE	2498	Install Fire Alarm suspended Ceiling Basement	2	14JUN11	15JUN11
MOJAVE	2508	Install Fire Alarm suspended Ceiling Level 1	5	14JUN11	20JUN11

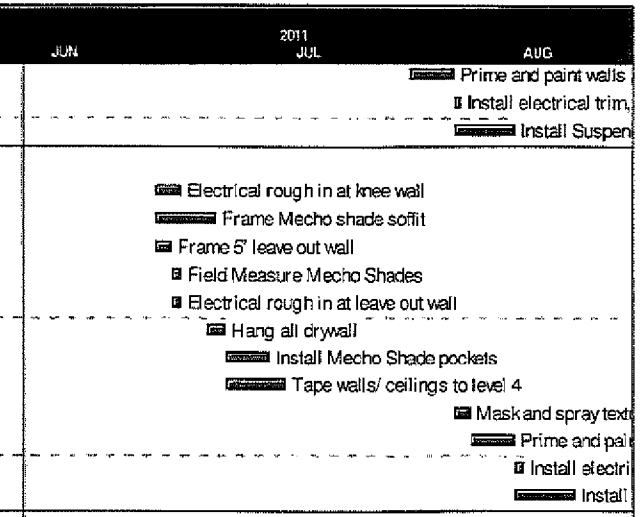

Run date 14JUN11
Page number 25A
Data date 14JUN11
© Primavera Systems, Inc.

The Whiting-Turner Contracting Co.
LVCH 4 Week Schedule

Early bar
Progress bar
Critical bar
Summary bar
Start milestone point
Finish milestone point

MOJ01857
JA 00005633

Responsibility	Act ID	Description	Orig Dur	Early Start	Early Finish
MOJAVE	2548	R/I Fire Alarm in Fire Comand Room	5	14JUN11	20JUN11
MOJAVE	2518	Install Fire Alarm suspended Ceiling Level 2	5	21JUN11	27JUN11
MOJAVE	2528	Install Fire Alarm suspended Ceiling Level 3	5	28JUN11	05JUL11
MOJAVE	2538	Install Fire Alarm suspended Ceiling Level 4	5	06JUL11	12JUL11
8th Floor Electrical Distribution Panel Make Up					
MOJAVE	288	Power panels level 8 Hot to bumb Mech Equipment	1	14JUN11	14JUN11
MOJAVE	708	Panel LRBA-Circuits 22 thru 42, in Rm. 808	1	14JUN11	14JUN11
MOJAVE	738	Pumps are internal with boilers now	1	14JUN11	14JUN11
MOJAVE	748	Boiler pumps 7-12 Hot	1	14JUN11	14JUN11
MOJAVE	788	All Panels 8th floor hot	1	15JUN11	15JUN11
Mechanical Start Up					
Cooling Tower					
BOMBARD	588	Complete Make up Water to C-Tower(done)	1	14JUN11	14JUN11
BOMBARD	678	Cooling Tower started (done)	1	14JUN11	14JUN11
BOMBARD	768	Terminate controls to Cooling Tower	5	14JUN11	20JUN11
BOMBARD	2558	BP-1 installed and circulating water to Tower	1	14JUN11	14JUN11
Boilers					
BOMBARD	589	Install inhibitor in hot water lines (complete)	1	14JUN11	14JUN11
BOMBARD	599	Install Final chemical (done)	1	14JUN11	14JUN11
BOMBARD	609	Install Gas Metering of Boilers(done0	2	14JUN11	15JUN11
BOMBARD	619	State Boiler Inspector to inspect Gas Hook Up	1	14JUN11	14JUN11
SOUTH WGAS	629	Recieve Green Tag for Gas Meeter (done)	1	14JUN11	14JUN11
BOMBARD	639	Install Water Heaters (done)	2	14JUN11	15JUN11
BOMBARD	649	Install all Flues for gas Heated equipment	1	14JUN11	14JUN11
BOMBARD	659	Finish Final Water Line connection to Water Htrs	1	14JUN11	14JUN11
NV GAS CO	1189	Gas Company install Gas Meter and turn on gas	5	15JUN11	21JUN11
BOMBARD	688	Boilers started	1	22JUN11	22JUN11
Chillers					
BOMBARD	590	Start up Chillers	1	21JUN11	21JUN11
Air Handling Units					
MOJAVE	601	All VFD's powered	1	14JUN11	14JUN11

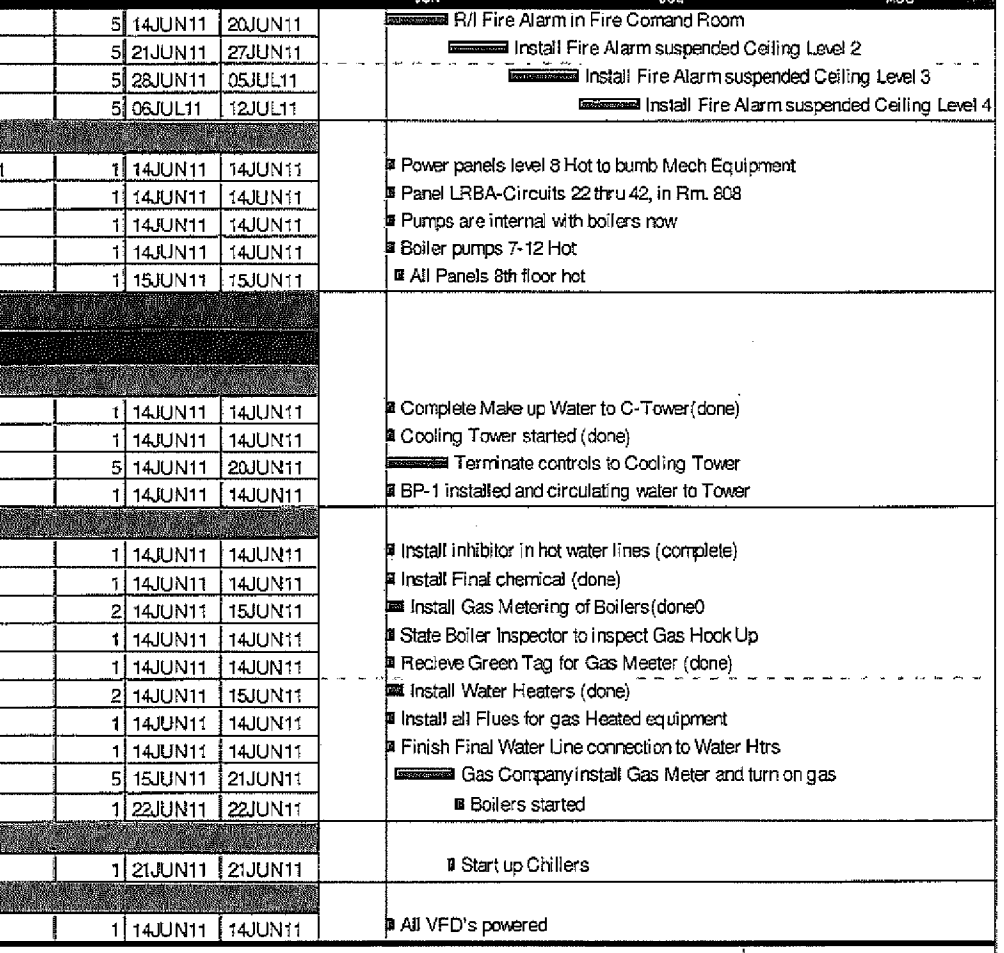

Run date 14JUN11
Page number 26A
Data date 14JUN11
© Primavera Systems, Inc.

The Whiting-Turner Contracting Co.
LVCH 4 Week Schedule

Early bar
Progress bar
Critical bar
Summary bar
Start milestone point
Finish milestone point

Responsibility	Act ID	Description	Orig Dur	Early Start	Early Finish
MOJAVE	858	Install all VFD's on Level 8 100% completed	1	14JUN11	14JUN11
BOMBARD	591	Start Air Handling Units 1-6	10	24JUN11	08JUL11
BOMBARD	828	FC-32,29,31,30,33,26,25,27,28 Started	3	11JUL11	13JUL11
BOMBARD	838	WSHP-12 Started	3	12JUL11	14JUL11
BOMBARD	848	CCF-1 and 3 started	3	13JUL11	15JUL11
Evaporative Cooler					
BOMBARD	593	Replace damaged disconnect(done)	1	14JUN11	14JUN11
BOMBARD	603	Repair damaged panel doors (done)	1	14JUN11	14JUN11
BOMBARD	613	Install Domestic water and hot water lines(done)	1	14JUN11	14JUN11
BOMBARD	623	Talk to inspector correction notice on PVC	1	14JUN11	14JUN11
BOMBARD	818	EC-1 Started	1	27JUN11	27JUN11
Screen Enclosure/Louver Shaft Enclosures					
General Area					
BOMBARD	298	Install EF-6	1	14JUN11	14JUN11
Chiller/Gas Domestic Riser Shafts					
Level 8					
General Area					
BOM & MOJA	108	complete with added PV Conduit installed	1	14JUN11	14JUN11
Elevators 1-8					
General Area					
OTIS	138	Hoistway wiring & Cab shell installation 1-4	4	14JUN11	17JUN11
OTIS	168	Elevator Rail installation 7 & 8	1	14JUN11	14JUN11
	188	Install Doors 1-4 Level B thru 8 (DONE)	1	14JUN11	14JUN11
OTIS	178	Hoistway wiring & Cab shell installation 7 & 8	9	21JUN11	01JUL11
OTIS	208	Start Cab Insteriors	20	15JUL11 *	11AUG11
OTIS	221	Drop Test and Ispections	2	12AUG11	15AUG11
Interior Finish Build Out					
Interior Curtain Wall Activities					

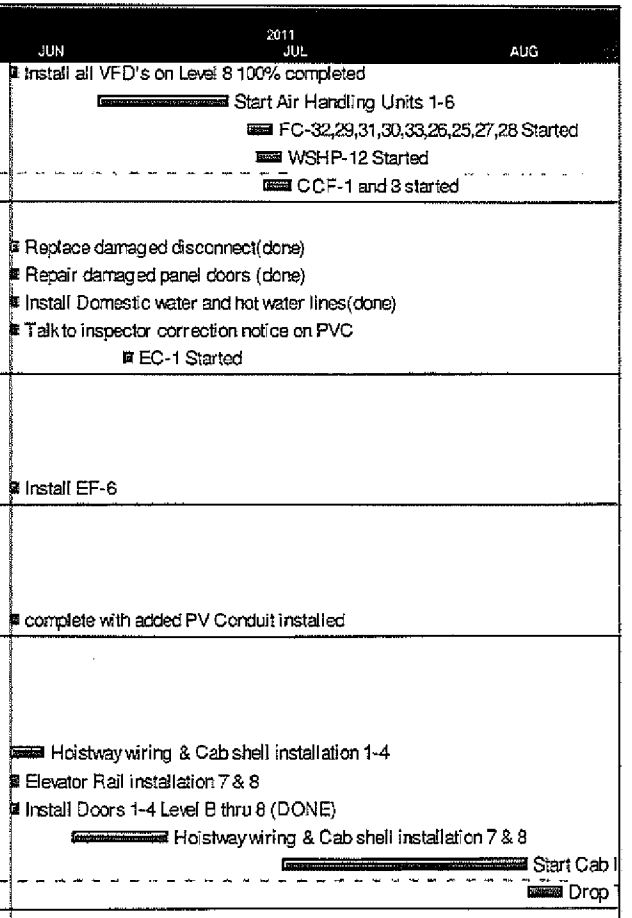

Run date	14JUN11
Page number	27A
Data date	14JUN11
© Primavera Systems, Inc.	

The Whiting-Turner Contracting Co.
LVCH 4 Week Schedule

Early bar
Progress bar
Critical bar
Summary bar
Start milestone point
Finish milestone point

J56.1-457

MOJ01859
JA 00005635

Responsibility	Act ID	Description	Orig Dur	Early Start	Early Finish
0001 Parking					
URATA	81	sack and patch roof, level B class finish	5	14JUN11	20JUN11
KHS&S	304	paint walls and ceiling and utilities	10	21JUN11	05JUL11
ALL SUBS	76	Clear out all material	5	27JUN11	01JUL11
BOMBARD	474	Install register and grills	5	27JUN11	01JUL11
URATA	87	Clean off all overhead MEP	5	05JUL11	11JUL11
MOJAVE	344	Install Lighting	5	06JUL11	12JUL11
0002 Storage					
MOJAVE	944	Install light fixtures	1	14JUN11	14JUN11
MOJAVE	964	Trim out electrical outlets and switches	1	15JUN11	15JUN11
MOJAVE	974	Install Fire alarm	1	16JUN11	16JUN11
MOJAVE	984	Power fed out of panel , in E room	1	17JUN11	17JUN11
MOJAVE	994	Install hvac diffusers, supply and return	1	20JUN11	20JUN11
MOJAVE	1004	VAV , AHU Powered out of room, panel	1	21JUN11	21JUN11
DH PACE	1014	Install door and hardware	1	22JUN11	22JUN11
J&R	1024	Install flooring	1	21JUL11	21JUL11
J&R	1034	Install rubber base	1	22JUL11	22JUL11
0005 Telecom					
MOJAVE	674	Install telecom Ladder Racks	2	14JUN11	15JUN11
MOJAVE	684	Install telephone outlet on South wall	1	14JUN11	14JUN11
MOJAVE	704	Install Voice Termination A/ T4.01 S.Wall	1	14JUN11	14JUN11
MOJAVE	1984	Install O.H. C1 lights fed out of EHBA-10	1	14JUN11	14JUN11
MOJAVE	1994	Install switch on East wall	1	14JUN11	14JUN11
MOJAVE	2014	Install 3 wall outlets	1	14JUN11	14JUN11
MOJAVE	2024	Install 8 outlets to center ladder rack	1	14JUN11	14JUN11
MOJAVE	2034	R/I Electrical CRAH-6	1	14JUN11	14JUN11
MOJAVE	2084	Install RF-2 on Floor	2	14JUN11	15JUN11
MOJAVE	2044	Install space sensor south wall	1	15JUN11	15JUN11
BOMBARD	2064	R/I Control conduit and cable to CRAH-6	1	15JUN11	15JUN11
MOJAVE	2094	Install Door Hardware, space lockable	1	16JUN11	16JUN11
MOJAVE	2104	Install 3 Data Racks	1	16JUN11	16JUN11

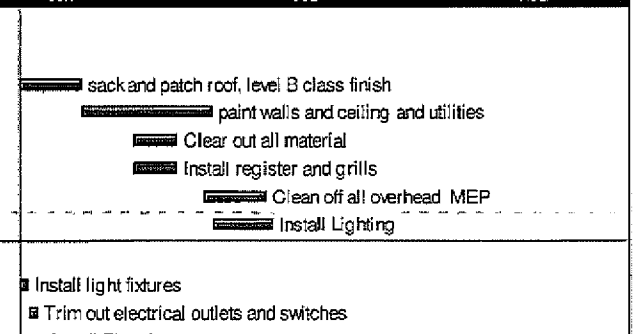

Run date	14JUN11
Page number	28A
Data date	14JUN11
© Primavera Systems, Inc.	

The Whiting-Turner Contracting Co.
LVCH 4 Week Schedule

- Early bar
- Progress bar
- Critical bar
- Summary bar
- Start milestone point
- Finish milestone point

MOJ01860
JA 00005636

Responsibility	Act ID	Description	Orig Dur	Early Start	Early Finish
MOJAVE	2114	Install 1 CCTV Rack	1	16JUN11	16JUN11
MOJAVE	2124	Install Data and CCTV Cabinets	1	15JUL11	15JUL11
MOJAVE	2134	Terminate cables into Cabinets	1	15JUL11	15JUL11
MOJAVE	2234	DMARC is on North Wall	1	15JUL11	15JUL11
MOJAVE	2244	Grounding Buss Bar on North west wall	1	15JUL11	15JUL11
MOJAVE	MOJA\	Pull conductors & terminate XHBA-19,21,23	5	15JUL11	21JUL11
0013 Elevator Control					
MOJAVE	184	Pull Control Wire to WSHP-16	1	14JUN11	14JUN11
MOJAVE	2054	WSHP-16 fed out of EHBA 25-27-29	1	15JUN11	15JUN11
MOJAVE	2254	Remove Temp Power	1	16JUN11	16JUN11
MOJAVE	2264	Install Permanent power to Elev. Control Panel	1	17JUN11	17JUN11
MOJAVE	2274	Install Permanent power to Lights	1	20JUN11	20JUN11
KHS&S	2284	Patch Temp power holes in walls	1	21JUN11	21JUN11
KHS&S	2294	Paint walls	2	22JUN11	23JUN11
W-T	2304	Clean and Seal Exposed Concrete floor	1	24JUN11	24JUN11
0027 Mechanical					
BOMBARD	644	Install access door cover on Trap Primer	1	16JUN11	16JUN11
BOMBARD	2644	Complete chill water connections to CRAH-15	2	16JUN11	17JUN11
MOJAVE	2654	CRAH-15 fed out of panel XHBA-32-34-36	1	16JUN11	16JUN11
MOJAVE	2734	Install Chill water lines to AHU-1	2	16JUN11	17JUN11
MOJAVE	2664	Install non fused disconnect	1	17JUN11	17JUN11
MOJAVE	2674	Install power to nonfused disconnect	1	17JUN11	17JUN11
MOJAVE	2684	R/I and terminate controls to CRAH-15	1	17JUN11	17JUN11
KHS&S	2794	Remove drywall at return air Duct opening	1	17JUN11	17JUN11
KHS&S	2804	Drywall tape and finish	1	17JUN11	17JUN11
MOJAVE	2694	Install Sump pump	1	20JUN11	20JUN11
MOJAVE	2704	Power sump pump out of panel XLBA4	1	20JUN11	20JUN11
MOJAVE	2714	Install VFD for AHU-1 fed out of HBBA-37-39-41	1	20JUN11	20JUN11
MOJAVE	2724	Power VFD	2	20JUN11	21JUN11
BOMBARD	2814	Install Duct Liner at return opening in wall	1	20JUN11	20JUN11
MOJAVE	2824	Complete Fire Alarm installation	1	21JUN11	21JUN11
MOJAVE	2744	Pull wire and terminate to Trap primer	1	22JUN11	22JUN11
MOJAVE	2754	Pull wire and terminate to CO2 Sensor Controller	1	22JUN11	22JUN11

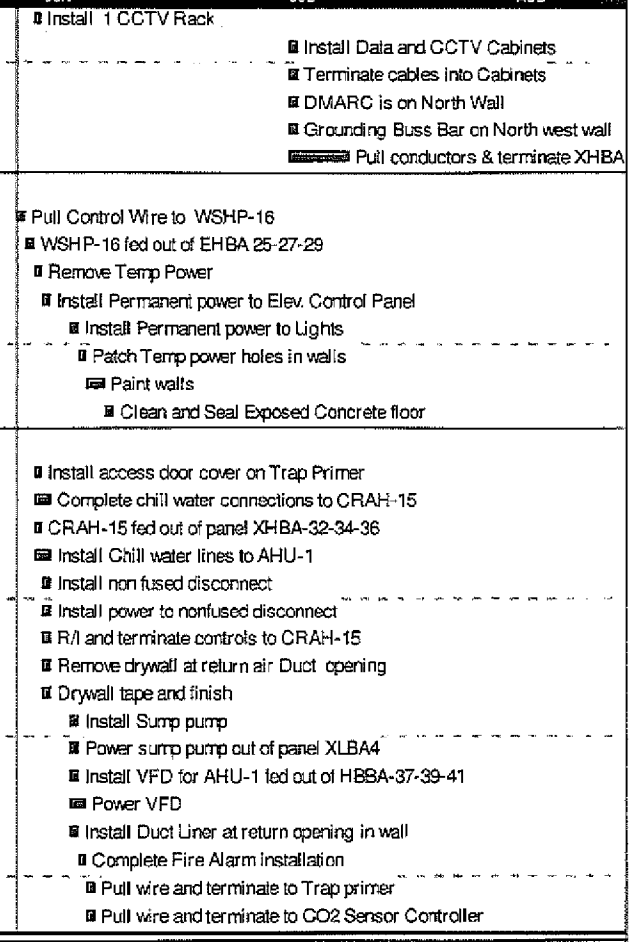

Run date	14JUN11
Page number	29A
Data date	14JUN11
© Primavera Systems, Inc.	

The Whiting-Turner Contracting Co.
LVCH 4 Week Schedule

Early bar
Progress bar
Critical bar
Summary bar
Start milestone point
Finish milestone point

MOJ01861
JA 00005637

Responsibility	Act ID	Description	Orig Dur	Early Start	Early Finish
BOMBARD	2764	CO2 Sensor Controller fed out of LBBBS	1	22JUN11	22JUN11
MOJAVE	2774	Install 6 C Type fixtures out of Panel LR6A	2	22JUN11	23JUN11
J&R	2834	Install missing cove base	1	22JUN11	22JUN11
MOJAVE	2784	Power light fixtures	1	23JUN11	23JUN11
KHS&S	2844	Patch and paint touch up walls	1	23JUN11	23JUN11
W-T	2854	Clean and seal concrete floors	1	24JUN11	24JUN11
0028 Standby Power					
MOJAVE	2864	Install 5 type C light fixtures	1	17JUN11	17JUN11
MOJAVE	2874	Power Light Fixtures out of EHBA-5	1	17JUN11	17JUN11
MOJAVE	2884	Install Wall outlets	1	17JUN11	17JUN11
MOJAVE	2894	Power Wall outlets	1	20JUN11	20JUN11
MOJAVE	2904	UPS w/ Battery Backup on West Wall	1	21JUN11	21JUN11
MOJAVE	2914	Pull conductors from UPS to XHDPA in Rm. 0030	2	21JUN11	22JUN11
MOJAVE	2924	Terminate and make up UPS	1	23JUN11	23JUN11
MOJAVE	2934	XFMR-T-UDBL, Bypass, UDBL, LBBC on E.Wall	1	23JUN11	23JUN11
MOJAVE	2944	Pull conductors from Bypass into MSB	2	23JUN11	24JUN11
MOJAVE	2964	Connect &Pull T-UDBL to UDBL	1	23JUN11	23JUN11
MOJAVE	2974	All pulls out of UDBL to basement pumps complete	1	23JUN11	23JUN11
MOJAVE	3004	Pull conductor from LBBC to LDPBRA	2	23JUN11	24JUN11
BOMBARD	3034	Finish install of HVAC Duct and install grills	1	23JUN11	23JUN11
W-T	3044	Clean and seal floor	1	24JUN11	24JUN11
MOJAVE	2954	Connect and pull conductors from T-UDBL to Bypas	1	27JUN11	27JUN11
0037 Men Locker/Showers					
L&P	436	Install toilet partitions and accessories	5	21JUN11	27JUN11
0038 Women Locker/Showers					
L&P	504	Install toilet partitions and accessories	5	28JUN11	05JUL11
0050 Communications Distribution HUB					
J&R	1254	Install flooring RF-2 and RB-1(DONE)	1	14JUN11	14JUN11
MOJAVE	634	Panel LBBD wire pulled/landed.	1	15JUN11	15JUN11
MOJAVE	1174	Panel ULCD, Pull conductors and make up panel	1	16JUN11	16JUN11
MOJAVE	1194	Wall outlets wire pulled, install outlets, trim	1	17JUN11	17JUN11

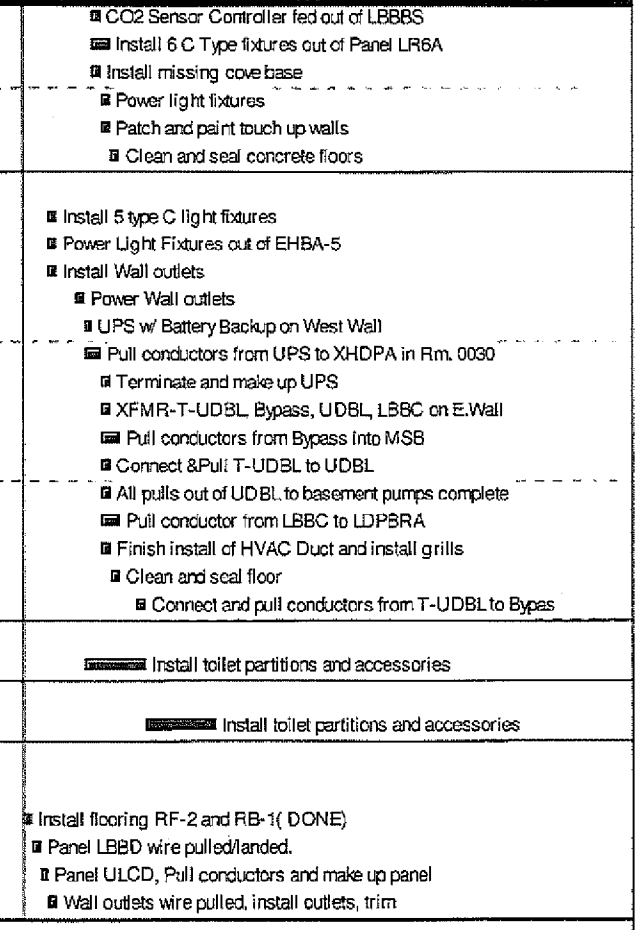

Run date 14JUN11
Page number 30A
Data date 14JUN11
© Primavera Systems, Inc.

The Whiting-Turner Contracting Co.
LVCH 4 Week Schedule

Early bar
Progress bar
Critical bar
Summary bar
Start milestone point
Finish milestone point

J56.1-460

MOJ01862
JA 00005638

Responsibility	Act ID	Description	Orig Dur	Early Start	Early Finish
MOJAVE	1204	Wall swithces, pull wire, install switch.	1	20JUN11	20JUN11
MOJAVE	1214	Telecom wire pulled	1	21JUN11	21JUN11
N/A	1224	Ceiling is exposed to structure	1	22JUN11	22JUN11
KHS&S	1234	Paint door jamb and door	1	23JUN11	23JUN11
DH PACE	1244	Install door hardware	1	24JUN11	24JUN11
0026 Sewage Ejector Pump					
BOMBARD	2454	Install SS Float Brackets and Floats	1	14JUN11	14JUN11
MOJAVE	2464	Pull power XHBA-31-33-35	2	15JUN11	16JUN11
MOJAVE	2474	Pull wire and terminate at disconnect	1	15JUN11	15JUN11
MOJAVE	2484	Pull and terminate wire from disconnect to pump	1	15JUN11	15JUN11
MOJAVE	2494	Install C Type light fixture wall type	1	15JUN11	15JUN11
MOJAVE	2504	R/I and terminate light power	1	15JUN11	15JUN11
0026A Fire Riser					
KHS&S	784	Prime and paint walls	2	14JUN11	15JUN11
KHS&S	2514	Prime and paint doors and frames	2	14JUN11	15JUN11
DH PACE	2524	Install door Hardware	1	16JUN11	16JUN11
MOJAVE	2544	Install wall light B Type fed from LRA1-1	1	16JUN11	16JUN11
MOJAVE	2554	Pull wire and terminate light switch	1	16JUN11	16JUN11
MOJAVE	2564	Install Non Fused Disconnect out of ELBA-14-16	1	16JUN11	16JUN11
MOJAVE	2574	Install Non Fused Disconnect out of ELBA-18-20	1	16JUN11	16JUN11
MOJAVE	2584	Install wall outlet fed from LBBA-8	1	16JUN11	16JUN11
WESTERN	2594	Install 2 Flow switches	1	17JUN11	17JUN11
WESTERN	2604	Install 2 tamper switches	1	17JUN11	17JUN11
MOJAVE	2614	Install smoke detector	1	17JUN11	17JUN11
MOJAVE	2624	Install Fire alarm speaker w/ ADA Strobe	1	17JUN11	17JUN11
MOJAVE	2634	Pull Fire alarm cable and terminate devices	2	20JUN11	21JUN11
0029 Emergency Electrical					
MOJAVE	754	Install 3 type C fixtures	1	14JUN11	14JUN11
KHS&S	3124	Complete drywall around Door, CRA 178	1	14JUN11	14JUN11
KHS&S	3134	Tape and finish door relocation,CRA 178	1	14JUN11	14JUN11
KHS&S	3144	Paint wall at door relocation.	1	14JUN11	14JUN11

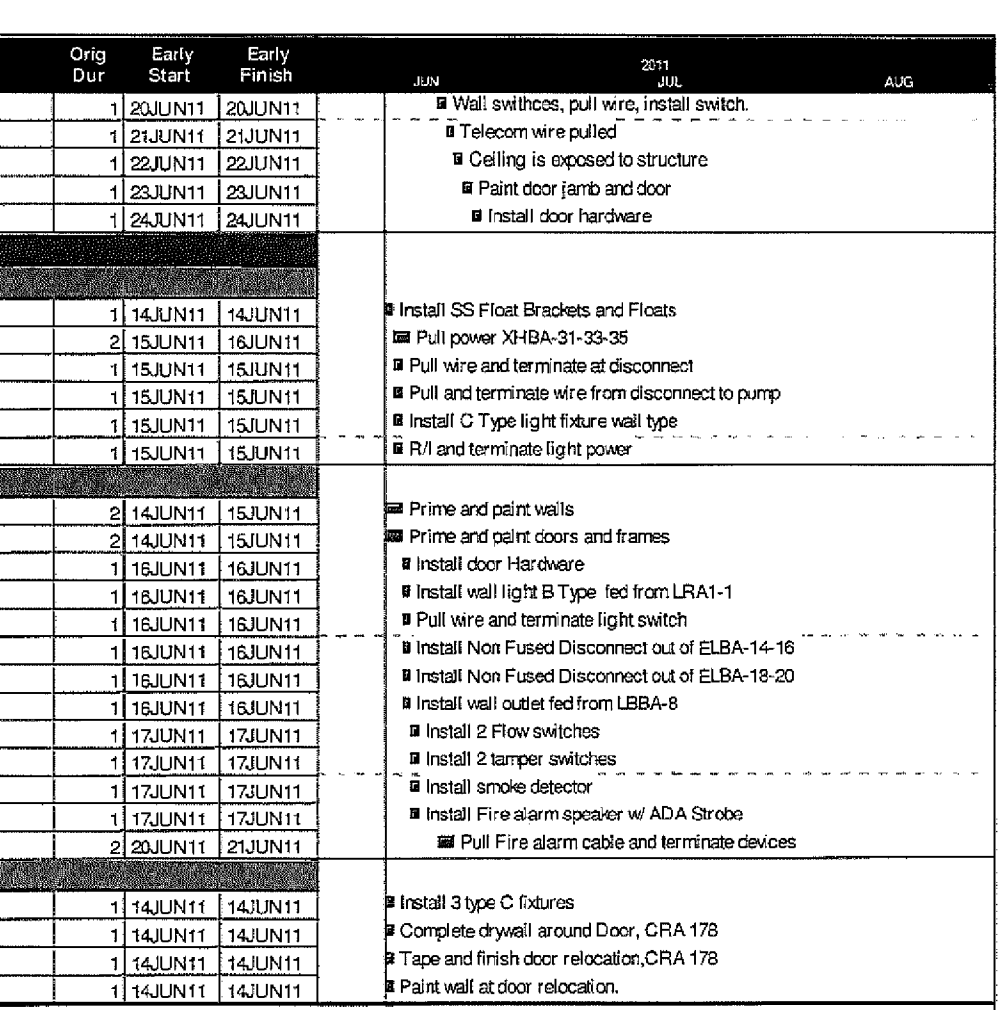

Run date 14JUN11
Page number 31A
Data date 14JUN11
© Primavera Systems, Inc.

The Whiting-Turner Contracting Co.
LVCH 4 Week Schedule

Early bar
Progress bar
Critical bar
Summary bar
Start milestone point
Finish milestone point

Responsibility	Act ID	Description	Orig Dur	Early Start	Early Finish
MOJAVE	2984	Power Light fixtures out of EHBA-5	1	15JUN11	15JUN11
DH PACE	3154	Hang Relocated Door. CRA 178	1	15JUN11	15JUN11
MOJAVE	2994	Run power to WSHP	1	16JUN11	16JUN11
KHS&S	3164	Paint Door	1	16JUN11	16JUN11
MOJAVE	3014	Pull wire and terminate EHBA-18	1	17JUN11	17JUN11
DH PACE	3174	Install Door Hardware	1	17JUN11	17JUN11
MOJAVE	3024	Pull wire and terminate XFRMR-ELBA	1	20JUN11	20JUN11
MOJAVE	3054	Connect and pull wire from ELBA to XFRMR-ELBA	1	20JUN11	20JUN11
MOJAVE	3064	Replace broken contactors	1	20JUN11	20JUN11
MOJAVE	3074	Terminate and make up Panel EHDPA	1	20JUN11	20JUN11
MOJAVE	3084	Complete all Hampton Tedder testing.	1	21JUN11	21JUN11
MOJAVE	3094	Energize all panels in room	1	22JUN11	22JUN11
MOJAVE	3104	Install closure piece at PSG, CRA 178	1	23JUN11	23JUN11
MOJAVE	3114	Complete wall R/I at Door relocation North wall	1	23JUN11	23JUN11
Area: 1					
0051 Open Office					
BOMBARD	934	Connect 8" O.S.D. thru wall to 6" roof bubbler.	1	15JUN11	15JUN11
0063 Future Data Center					
MOJAVE	844	ULDD, ULDDS, ULDC, ULDC wire pulled/landed	1	14JUN11	14JUN11
J&R	1344	Install flooring RF-2 and RB-1(DONE)	1	14JUN11	14JUN11
MOJAVE	1274	Make up panels in room	1	15JUN11	15JUN11
MOJAVE	1284	Wall outlets wire pulled, install outlets, trim	1	16JUN11	16JUN11
MOJAVE	1294	Wall swithces, pull wire, install switch.	1	17JUN11	17JUN11
MOJAVE	1304	Telecom wire pulled	1	20JUN11	20JUN11
KHS&S	1314	Install suspended ceiling and ACT-1	1	21JUN11	21JUN11
KHS&S	1324	Paint door jamb and door	1	22JUN11	22JUN11
DH PACE	1334	Install door hardware	1	23JUN11	23JUN11
0064 Computer Storage					
J&R	1474	Install flooring RF-1 and RB-1(DONE)	1	14JUN11	14JUN11
MOJAVE	824	Wall outlets wire pulled, install outlets, trim	1	15JUN11	15JUN11
MOJAVE	1434	Wall swithces, pull wire, install switch.	1	16JUN11	16JUN11
KHS&S	1444	Install suspended ceiling and ACT-2	1	17JUN11	17JUN11

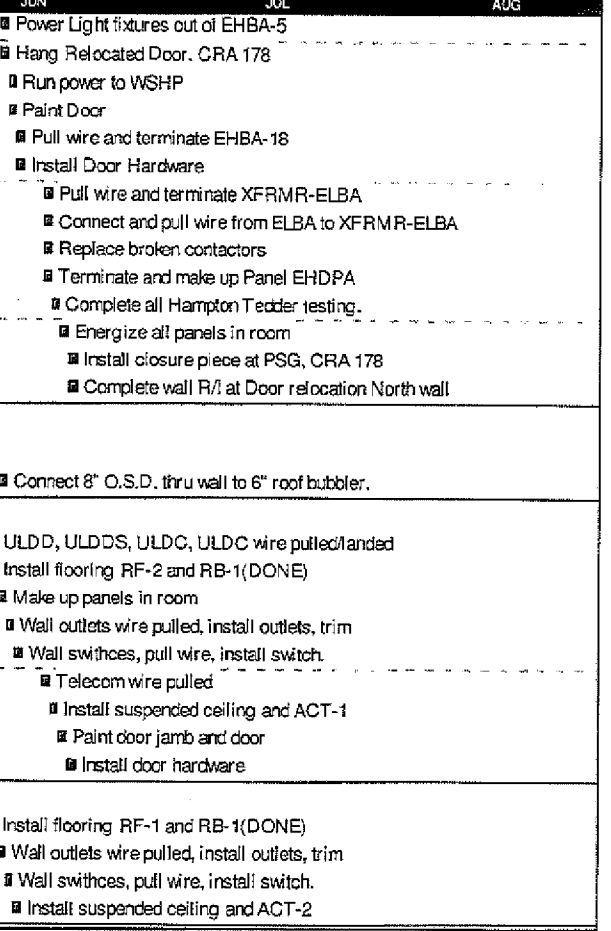

Run date	14JUN11
Page number	32A
Data date	14JUN11
© Primavera Systems, Inc.	

The Whiting-Turner Contracting Co.
LVCH 4 Week Schedule

- Early bar
- Progress bar
- Critical bar
- Summary bar
- Start milestone point
- Finish milestone point

MOJ01864
JA 00005640

Responsibility	Act ID	Description	Orig Dur	Early Start	Early Finish
KHS&S	1454	Paint door jamb and door	1	20JUN11	20JUN11
DH PACE	1464	Install door hardware	1	21JUN11	21JUN11
0065 Data Center					
J&R	1424	Install flooring RF-2 and RB-1(DONE)	1	14JUN11	14JUN11
MOJAVE	834	ULDBS,ULOB,ULDA,ULDAS wire pulled/landed	1	16JUN11	16JUN11
MOJAVE	1374	Wall outlets wire-pulled, install outlets, trim	1	17JUN11	17JUN11
MOJAVE	1384	Wall swithces, pull wire, install switch.	1	20JUN11	20JUN11
KHS&S	1394	Install suspended ceiling and ACT-1	1	21JUN11	21JUN11
KHS&S	1404	Paint door jamb and door	1	22JUN11	22JUN11
DH PACE	1414	Install door hardware	1	23JUN11	23JUN11
LEVEL ONE					
1133, Fire Command Room					
KHS&S	172	Complete framing and drywall all walls	1	17JUN11	17JUN11
KHS&S	182	Tape and Mud all walls Level 4	5	20JUN11	24JUN11
KHS&S	192	Texture and Paint walls	3	21JUN11	23JUN11
HEINAMAN	202	Install store front system	2	24JUN11	27JUN11
MOJAVE	392	Install XLS Fire Alarm Battery Cabinet, W. Wall	1	24JUN11	24JUN11
MOJAVE	402	Install XLS Voice Communication Cabinet,W. Wall	1	24JUN11	24JUN11
MOJAVE	412	Install Smoke Control Panel, West Wall	1	24JUN11	24JUN11
MOJAVE	422	Install Smoke Control Graphic Display, W. wall	1	24JUN11	24JUN11
MOJAVE	432	Install Work station , table , printer, W.wall	1	24JUN11	24JUN11
MOJAVE	442	Install Communication Unit Radios, North Wall	1	27JUN11	27JUN11
MOJAVE	452	Install Air Handling Status Contro, North Wall	1	27JUN11	27JUN11
MOJAVE	462	Install Generator Supervision, North Wall	1	27JUN11	27JUN11
MOJAVE	472	Install Fire Pump Status, North Wall	1	27JUN11	27JUN11
MOJAVE	482	Install Elevator Status, North Wall	1	27JUN11	27JUN11
W-T	212	Clean and Seal Concrete floor	1	28JUN11	28JUN11
MOJAVE	492	Install Emergency & Standby Status, N.wall	1	28JUN11	28JUN11
J&R	222	Install RB-1	1	29JUN11	29JUN11
MOJAVE	502	Install Panel ELFCC fed through T-ELFCC	1	29JUN11	29JUN11
MOJAVE	512	T-ELFCC Fed from EHDPA in Basement	1	29JUN11	29JUN11

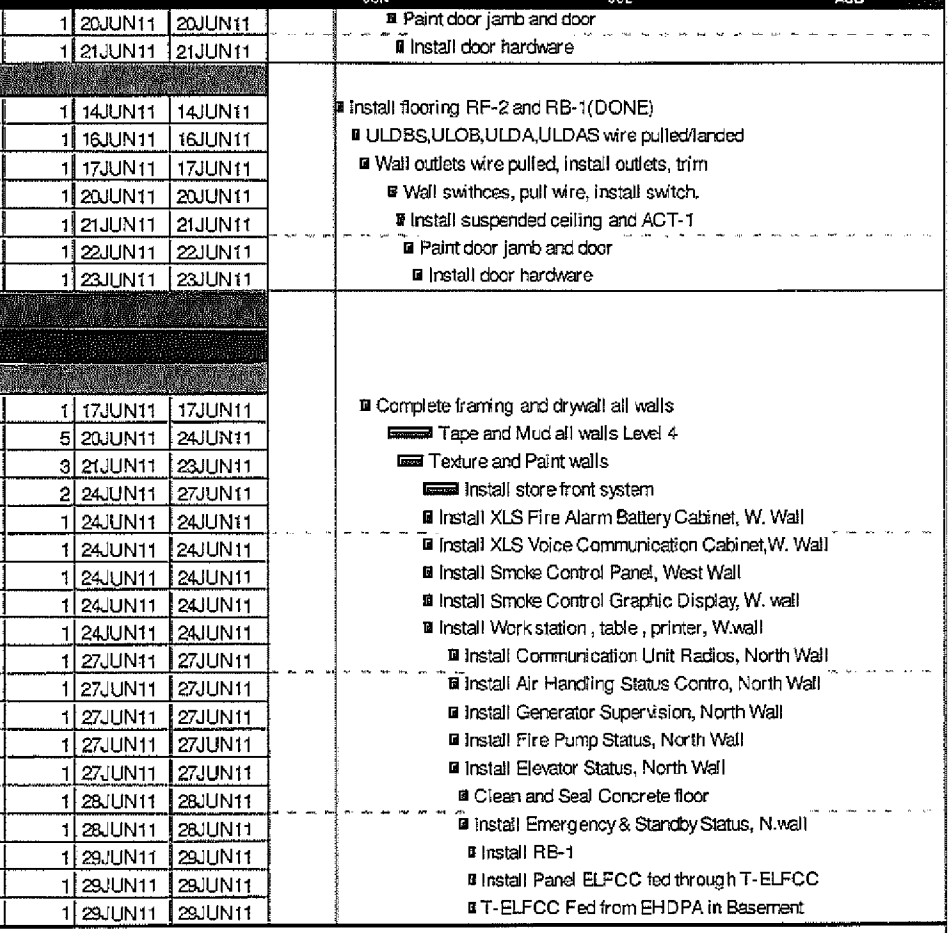

Run date	14JUN11
Page number	33A
Data date	14JUN11
© Primavera Systems, Inc.	

The Whiting-Turner Contracting Co.
LVCH 4 Week Schedule

- Early bar
- Progress bar
- Critical bar
- Summary bar
- Start milestone point
- Finish milestone point

Responsibility	Act ID	Description	Orig Dur	Early Start	Early Finish
MOJAVE	522	Pull all conductors and make up gear	2	30JUN11	01JUL11
MOJAVE	542	Install Fire Alarm	2	05JUL11	06JUL11
MOJAVE	552	Install power to WSHP-1 out of ELFCC-3	1	07JUL11	07JUL11
MOJAVE	562	Install Power to WSHP-1 out of EHIA-22	1	07JUL11	07JUL11
MOJAVE	572	Install Power to UH-1 out of EHIA-16,18,20	1	07JUL11	07JUL11
MOJAVE	582	Install outlets and power out of ELFCC-1	1	08JUL11	08JUL11
MOJAVE	592	Install 5 Shunt trips on East Wall	2	08JUL11	11JUL11
MOJAVE	602	Shunt trips powered out of SEA, SEB, PSG, UPS,PV	1	08JUL11	08JUL11
MOJAVE	612	Pull conductors and make up shunt trips	1	11JUL11	11JUL11
W-T	722	Install plan taple w/ Direct Dial Tele. E.wall	1	12JUL11	12JUL11
KHS&S	732	Install White Board East Wall	1	13JUL11	13JUL11
W-T	742	Install plan rack, East Wall	1	14JUL11	14JUL11
1088 Studio					
KHS&S	443	Frame the Inner of the Outer Two walls(done)	1	14JUN11	14JUN11
BOMBARD	453	Install Sound Insulation at duct 6/AI9.06.2	1	15JUN11	15JUN11
MOJAVE	463	Install Rated J-box in walls 6/AI9.08.1	1	15JUN11	15JUN11
MOJ. & BOM	473	R/I walls MEP	2	15JUN11	16JUN11
CITY INSP.	483	Inspect Walls	1	17JUN11	17JUN11
KHS&S	493	Install Backing - Curtain/Cable tray 18/AI9.10.1	1	20JUN11	20JUN11
KHS&S	503	Insulate Walls	1	20JUN11	20JUN11
KHS&S	513	Double Rockwalls ,maintain 1" gap between walls	2	21JUN11	22JUN11
CITY INSP.	523	Inspect screw pattern drywall	1	23JUN11	23JUN11
KHS&S	533	Install accoustical sealant top & bottom @ walls	1	24JUN11	24JUN11
MOJAVE	543	Install Cable Tray system	2	24JUN11	27JUN11
LEVEL EIGHT					
8008 Electrical Room					
KHS&S	464	Tape and Finish Drywall. Install Column Covers	2	14JUN11	15JUN11
KHS&S	1054	Paint walls.	3	16JUN11	20JUN11
J&R	1055	Install Rubber Base	1	21JUN11	21JUN11
DH PACE	1064	Install Door and Hardware, Room Lockable	2	22JUN11	23JUN11

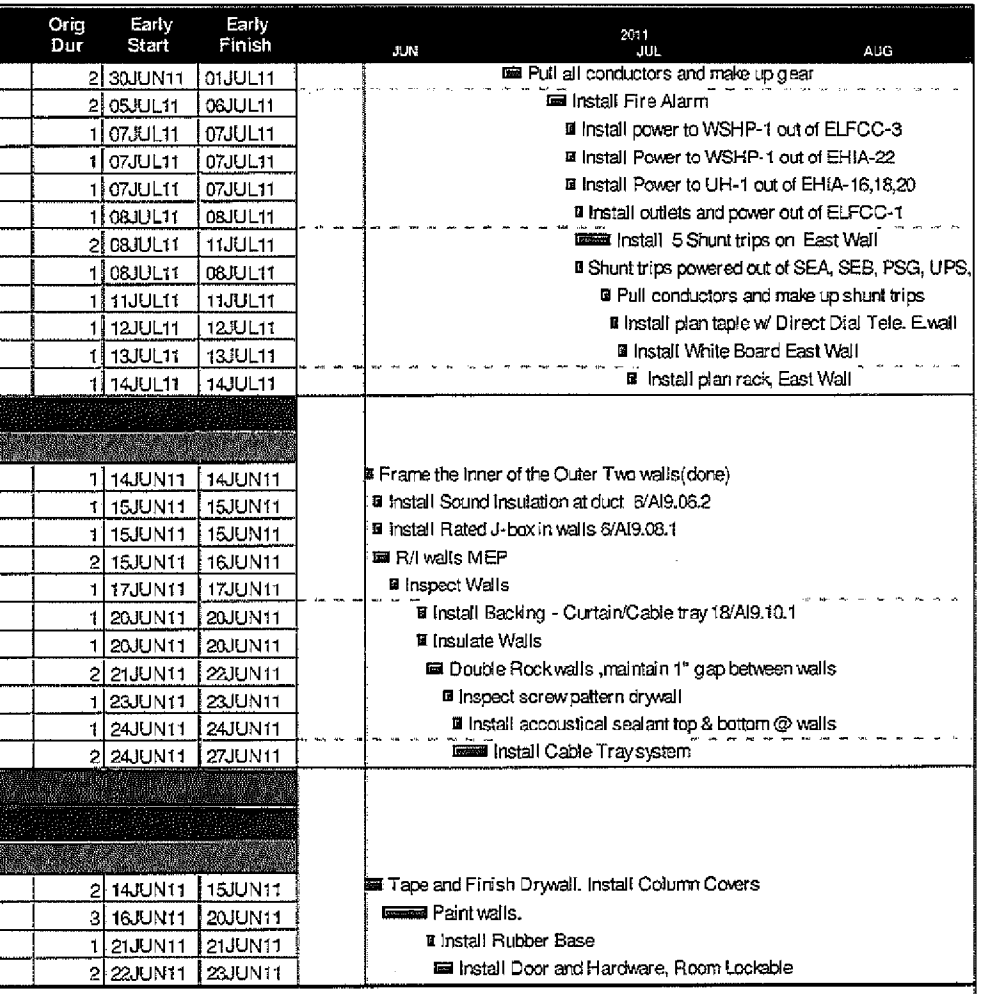

Run date	14JUN11
Page number	34A
Data date	14JUN11
© Primavera Systems, Inc.	

The Whiting-Turner Contracting Co.
LVCH4 Week Schedule

Early bar
Progress bar
Critical bar
Summary bar
Start milestone point
Finish milestone point

J56.1-464

MOJ01866
JA 00005642

Responsibility	Act ID	Description	Orig Dur	Early Start	Early Finish
KHS&S	1065	Paint Door and Frame	1	24JUN11	24JUN11
MOJAVE	1084	Install west wall Panels: HRBA,LRBA,XLRA	1	24JUN11	24JUN11
MOJAVE	1094	Install west wall XFMR T-XLRA, panel XHDPRA	1	24JUN11	24JUN11
MOJAVE	1104	Install north wall panel LRAA	1	24JUN11	24JUN11
MOJAVE	1114	Install east wall panels; HDPRBA,LRBA,HDPRAA	1	24JUN11	24JUN11
MOJAVE	1124	Install east wall XFMR T-LRBA, T-LRAA	1	24JUN11	24JUN11
MOJAVE	1074	Install Fan Coil 31.	1	27JUN11	27JUN11
MOJAVE	1134	Install PV Inverter	1	27JUN11	27JUN11
MOJAVE	1144	Install 120 volt Connection to satellite racks.	1	28JUN11	28JUN11
MOJAVE	1154	Fan Coil 31 powered out of Panel xra-4	1	29JUN11	29JUN11
MOJAVE	1164	Trim out Outlet West wall, powered xra-5.	1	30JUN11	30JUN11
?	1184	Seal Concrete Floors	1	01JUL11	01JUL11
SITEWORK					
NORTH AREA SITE WORK					
Fire Pump Room 1156					
WESTAR	535	Jocky Pump running.	1	14JUN11	14JUN11
MOJAVE	725	Complete all electrical make up in Fire Pump rm	3	15JUN11	17JUN11
WESTAR	735	Complete all fire protection work in room	3	20JUN11	22JUN11
ALL SUBS	815	Room 100% complete	1	23JUN11	23JUN11
Loading Dock Service Yard					
SNP	55	Finish rough grade	2	28JUL11	29JUL11
URATA	56	Finish grade slab on Grade .	5	01AUG11	05AUG11
MOJAVE	57	R/I conduit for Electrical	2	02AUG11	03AUG11
FLIPPINS	66	Raise Manhole Lids to grade	1	02AUG11	02AUG11
PCS	585	Set Rebar at Slab on Grade.	1	04AUG11	04AUG11
URATA	595	Place Slab on Grade .	1	05AUG11	05AUG11
HEINAMAN	605	Install Gladding at Entry Gate Beams	10	08AUG11	19AUG11
U. BRASS	615	Install Gates	20	22AUG11	19SEP11
Utility Yard 1157					
HEINAMAN	365	Install Cladding at manual Gate Beam	10	22AUG11	02SEP11
U. BRASS	545	Install Gate	10	06SEP11	19SEP11

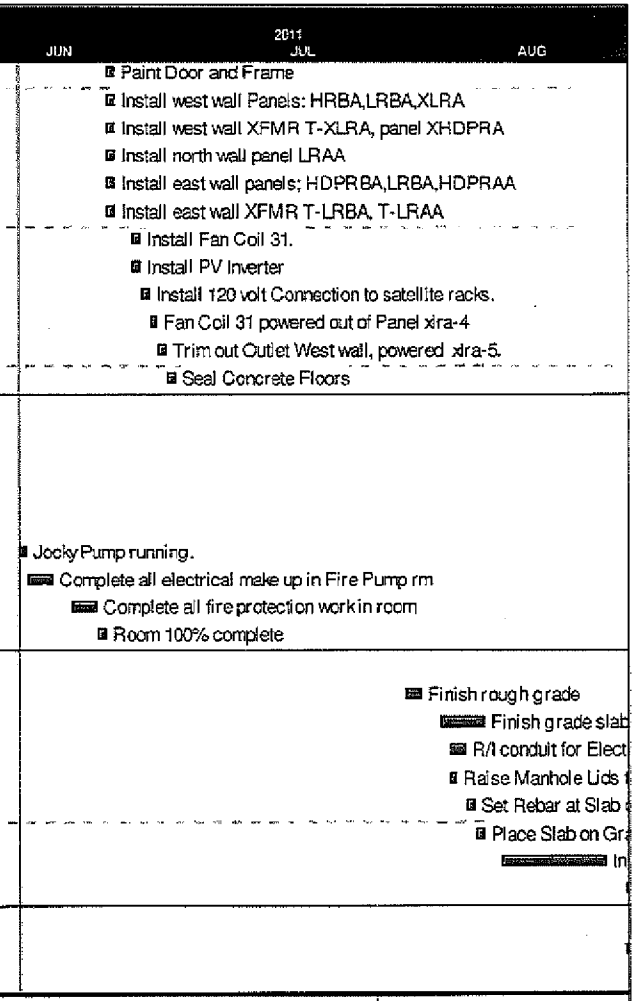

Run date	14JUN11
Page number	35A
Data date	14JUN11
© Primavera Systems, Inc.	

The Whiting-Turner Contracting Co.
LVCH 4 Week Schedule

- Early bar
- Progress bar
- Critical bar
- Summary bar
- Start milestone point
- Finish milestone point

J56.1-465

MOJ01867
JA 00005643

Responsibility	Act ID	Description	Orig Dur	Early Start	Early Finish
Electrical Room 1314					
MOJAVE	355	Completed , locked out tagged out.	1	14JUN11	14JUN11
Shift # 6					
MOJAVE	375	Pull conductors for wall lights	2	14JUN11	15JUN11
MOJAVE	555	Install wall lights	3	16JUN11	20JUN11
SME	565	Install Handrails	5	21JUN11	27JUN11
SOUTH AREA SITE WORK					
Pad Site work					
SNP	835	Rough Grade South Elevation(done)	1	14JUN11	14JUN11
FLIPPINS	935	Layout and Install 8" leach line from Intercept	7	14JUN11	22JUN11
URATA	965	Layout foundations PV Trees	2	22JUN11	23JUN11
URATA	975	Mobilize and drill PV Trees foundations	10	23JUN11	07JUL11
SME	985	Deliver PV Trees to site	1	08JUL11	08JUL11
WEST AREA SITE WORK					
Pad Site work					
MOJAVE	295	Install Deep NVE Transmission Lines	10	17AUG11	30AUG11

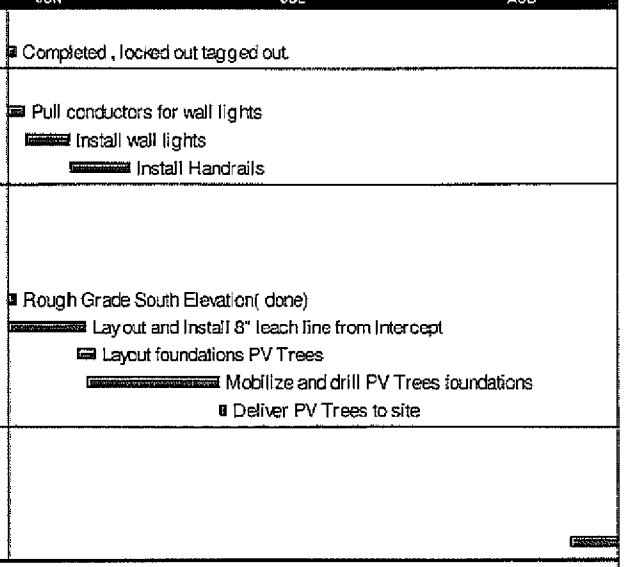

Run date 14JUN11
Page number 36A
Data date 14JUN11
© Primavera Systems, Inc.

The Whiting-Turner Contracting Co.
LVCH 4 Week Schedule

Early bar
Progress bar
Critical bar
Summary bar
Start milestone point
Finish milestone point

Carmen Militello

From: Roger Cates <roger.cates@hamptontedder.com>
Sent: Wednesday, September 28, 2011 10:22 AM
To: Peter Fergen
Cc: Chris Meiers; Brian Bugni; Robin Moran; deanna@hamptontedder.com
Subject: RE: 4024911 - LVCH Generator Startup

Peter, can you please change this PO to Hampton Tedder Electric vs Technical Services to maximize WBE Participation

Thanks

Roger Cates
Hampton Tedder -Nevada
Division Manager
702-646-7449 office
702-234-8177 cell

From: Peter Fergen [mailto:pfergen@mojaveelectric.com]
Sent: Tuesday, September 27, 2011 6:32 AM
To: Roger Cates
Cc: Chris Meiers; Brian Bugni
Subject: 4024911 - LVCH Generator Startup

Please see the attached Purchase order to perform the electrical startup on the Generators located at the New Las Vegas City Hall

This PO number is to be on ALL Documentation

Thank You
Peter Fergen
VP Project Development
Mojave Electric
702-798-2970 Office
702-756-3830 Cell

J56.1-467

Carmen Militello

From: Roger Cates <roger.cates@hamptontedder.com>
Sent: Wednesday, September 28, 2011 11:04 AM
To: Peter Fergen
Cc: Chris Meiers; Brian Bugni; 'Robin Moran'; deanna@hamptontedder.com
Subject: RE: 4024911 - LVCH Generator Startup

OK.. your call

Robin/Deanna.. please proceed with Job Assignment under HTTS

Thanks Peter

Roger Cates
Hampton Tedder -Nevada
Division Manager
702-646-7449 office
702-234-8177 cell

From: Peter Fergen [mailto:pfergen@mojaveelectric.com]
Sent: Wednesday, September 28, 2011 11:07 AM
To: Roger Cates
Cc: Chris Meiers; Brian Bugni; Robin Moran; deanna@hamptontedder.com
Subject: RE: 4024911 - LVCH Generator Startup

No I would rather keep out of the Minority issue – it could be twisted into the legalities

From: Roger Cates [mailto:roger.cates@hamptontedder.com]
Sent: Wednesday, September 28, 2011 10:22 AM
To: Peter Fergen
Cc: Chris Meiers; Brian Bugni; Robin Moran; deanna@hamptontedder.com
Subject: RE: 4024911 - LVCH Generator Startup

Peter, can you please change this PO to Hampton Tedder Electric vs Technical Services to maximize WBE Participation

Thanks

Roger Cates
Hampton Tedder -Nevada
Division Manager
702-646-7449 office
702-234-8177 cell

From: Peter Fergen [mailto:pfergen@mojaveelectric.com]
Sent: Tuesday, September 27, 2011 6:32 AM
To: Roger Cates
Cc: Chris Meiers; Brian Bugni
Subject: 4024911 - LVCH Generator Startup

Please see the attached Purchase order to perform the electrical startup on the Generators located at the New Las Vegas City Hall

This PO number is to be on <u>ALL</u> Documentation

Thank You
Peter Fergen
VP Project Development
Mojave Electric
702-798-2970 Office
702-756-3830 Cell

Carmen Militello

From: Lloyd, Elliott <Elliott.Lloyd@whiting-turner.com>
Sent: Friday, July 01, 2011 11:54 AM
To: Lloyd, Elliott; Ralynn Cooper; Payne, Daniel
Cc: Chris Meiers; Crystal Teissedre
Subject: RE: Billing
Attachments: Copy of Subs Pay App - Mojave 26A JULY.xls

This time with attachment.

Elliott G. Lloyd | Project Engineer
THE WHITING-TURNER CONTRACTING COMPANY
Las Vegas New City Hall | 518 S. 1st Street, Las Vegas, NV 89101
Direct: 702.604.3591 | Jobsite: 702.851.4190 | Fax: 702.851.4198
Elliott.Lloyd@whiting-turner.com

From: Lloyd, Elliott
Sent: Friday, July 01, 2011 11:53 AM
To: 'Ralynn Cooper'; Payne, Daniel
Cc: Chris Meiers; 'Crystal Teissedre'
Subject: RE: Billing

Ralynn--

Use the attached. I fixed the numbers on the change order summary and deleted C/S 18. This has not been returned signed yet and therefore cannot be billed as of yet. Looks like everything works with this one. Let me know if any issues.

Thanks.

Elliott G. Lloyd | Project Engineer
THE WHITING-TURNER CONTRACTING COMPANY
Las Vegas New City Hall | 518 S. 1st Street, Las Vegas, NV 89101
Direct: 702.604.3591 | Jobsite: 702.851.4190 | Fax: 702.851.4198
Elliott.Lloyd@whiting-turner.com

From: Ralynn Cooper [mailto:rcooper@mojaveelectric.com]
Sent: Friday, July 01, 2011 10:54 AM
To: Payne, Daniel
Cc: Lloyd, Elliott
Subject: RE: Billing

Where???? It is a formula and it matches what we show as change orders????

Ralynn K Cooper
Payroll/AR Accountant
Mojave Electric
3755 W Hacienda Ave
Las Vegas, NV 89118
702-798-2970 Phone

702-798-7176 Fax
rcooper@mojaveelectric.com

From: Payne, Daniel [mailto:Daniel.Payne@whiting-turner.com]
Sent: Friday, July 01, 2011 10:50 AM
To: Ralynn Cooper
Cc: Lloyd, Elliott
Subject: RE: Billing

my only objection is the numbers don't add up.

Las Vegas New City Hall

Thank you,

Daniel Payne
The Whiting-Turner Contracting Company
518 S 1st Street
Las Vegas, NV 89101

702-604-4179 (c)
702-851-4190 (o)
702-851-4198 (f)

From: Ralynn Cooper [mailto:rcooper@mojaveelectric.com]
Sent: Friday, July 01, 2011 10:42 AM
To: Payne, Daniel; Lloyd, Elliott
Subject: RE: Billing

Sorry!!!

Ralynn K Cooper
Payroll/AR Accountant
Mojave Electric
3755 W Hacienda Ave
Las Vegas, NV 89118
702-798-2970 Phone
702-798-7176 Fax
rcooper@mojaveelectric.com

From: Payne, Daniel [mailto:Daniel.Payne@whiting-turner.com]
Sent: Friday, July 01, 2011 10:33 AM
To: Ralynn Cooper
Subject: RE: Billing

nothing attached

Las Vegas New City Hall

Thank you,

Daniel Payne
The Whiting-Turner Contracting Company
518 S 1st Street
Las Vegas, NV 89101

702-604-4179 (c)
702-851-4190 (o)
702-851-4198 (f)

From: Ralynn Cooper [mailto:rcooper@mojaveelectric.com]
Sent: Friday, July 01, 2011 10:00 AM
To: Lloyd, Elliott; Payne, Daniel
Subject: Billing

Please see if the change order summary will work for you how I changed it.

Thank you

Ralynn K Cooper
Payroll/AR Accountant
Mojave Electric
3755 W Hacienda Ave
Las Vegas, NV 89118
702-798-2970 Phone
702-798-7176 Fax
rcooper@mojaveelectric.com

Carmen Militello

From: Kaeser, Kirk <Kirk.Kaeser@whiting-turner.com>
Sent: Tuesday, May 10, 2011 8:29 PM
To: Burch, Clinton; atbutcher@isecinc.com; agarcia@universalbrassinc.com; Anne.Presnal@dhpace.com; bsittman@bombardmechanical.com; bowens@ubglv.com; Blrmen@westarfire.com; Brad.Taylor@aggregate-us.com; Brent.Shreeve@aggregate-us.com.; Briseno, Nancy; bruce@commroof.com; btie@cts-1.com; Bryan@Flippins.com; cnortontrit@aol.com; hauntz@embarqmail.com; Chris.Yanke@pcsgp.com; christinashelfo@panaceaservices.com; Chris Meiers; Crystal Teissedre; dboskovich@cts-1.com; dlavery@westarfire.com; david schaper; Dennis@precisionairbalance.com; derekb@smesteel.com; Dino; donf@heinaman.net; dbade@girouxglass.com; estagner@yesco.com; Floyd, Michael; greg@bombardmechanical.com; gfrancis@burlingtonplumbinglv.com; Henry, Dave; jphillips@lpinteriorsllc.com; JGomel@bombardmechanical.com; jamie@jrfloors.net; jeff@sitmatic.com; jeffa@khsswest.com; jmaupin@harsco.com; josephc@heinaman.net; JDrace@bombardmechanical.com; John Sadosky; JYoung@universalbrassinc.com; justin@amilv.com; Kfox@precisionairbalance.com; Kelli@precisionairbalance.com; ken.downey@cox.net; Lee, David; Linda@urataconcrete.com; Lisaf@sunstonespecialties.com; Lloyd, Elliott; lmpies@urataconcrete.com; Mark.Scott@otis.com; mbechtel@commroof.com; Michael.J.Hahn@jci.com; Michelle@precisionairbalance.com; mwalters@yesco.com; mikec@khsswest.com; nedm@heinaman.net; Nhutzol@westarfire.com; Nick@precisionairbalance.com; panaceaservices@aol.com; pkonsten@modernfold.com; rbellamy@republiclv.com; rclark@amazonconstruction.com; rilossia@isecinc.com; rex.hunt@tractel.com; richarda@smesteel.com; Richard Christensen; randrade@yesco.com; Ruesch, Daniel; sean.roberts@pcsgp.com; sbdilley@venturamarble.com; Shepard, Cory; sondra.smith@otis.com; Steve@precisionairbalance.com; tpindel@venturamarble.com; tm@milicistudios.com; Troy.OConnor@aggregate-us.com; william.j.casiere@jci.com; young@sunstonespecialties.com
Cc: Phillips, David; Briseno, Nancy; Henry, Dave; Lee, David
Subject: RE: City of Las Vegas New City Hall 4wk Schedule from May 10th, 2011
Attachments: LVCH 4wk Schedule 5-10-11.pdf

Please submit any comments back to me by Friday 5-13-11.

Kirk Kaeser | Project Manager
THE WHITING-TURNER CONTRACTING COMPANY
City of Las Vegas - New City Hall
495 Main St | Las Vegas, NV 89101
Phone: (702) 851-4190
Cell: (949) 279-7236

Responsibility	Act ID	Description	Orig Dur	Early Start	Early Finish
MILESTONES					
Exterior Milestones					
KHS&S	51	Start Metal Cladding on Council Chambers	1	16MAY11	16MAY11
URATA	11	Pour Loading Dock	1	23JUN11	23JUN11
Interior Milestones					
BOMBARD	195	Test and Inspect Hydronics Cooling Tower S&R	5	04APR11	08APR11
BOMBARD	205	Flush Cooling Tower R&S Lines	1	11APR11	11APR11
BOMBARD	265	Start Up Sewage Ejector S.E.-1	1	18APR11	18APR11
W-T	325	Price Dais New Design from JMA recieved 4-19-11	5	19APR11	25APR11
W-T	335	Make decision on Rulon Council Chambers Panels	1	21APR11	21APR11
W-T	345	Asign CRA to JMA Plaza Louver Modifications	1	22APR11	22APR11
DESIGN					
CURRENT DRAWING LOG					
Contract Set of Documents/ Released for Constr.					
ALL SUBS	15	Approved - through Bulletin 5	1	24MAR11	30MAR11
DH PACE	25	Proceed- Bulletin 10 CRA #159	1	24MAR11	24MAR11
MOJAVE	35	Proceed- Bulletin 10 CRA # 159	1	24MAR11	24MAR11
Document Alert/ Not Released for construction					
ALL SUBS	85	Not Released - Bulletins 6,7,9	1	24MAR11	24MAR11
ALL SUBS	285	Bulletin 10 Only released to Mojave and DH Pace	1	24MAR11	24MAR11
Change Request/ Authorizations (CRA'S)					
Owner Change					
W-T	745	Plaza Louver Modifications JMA SK 4-11-11	1	19APR11	19APR11
W-T	755	West Elevation , Prefunction Curtainwall Exp.Jnt	1	20APR11	20APR11
W-T	765	Roof Hatches installed level 4 Council Chambers	1	27APR11	27APR11
W-T	775	KHS&S box out below ceiling issues in Basement	1	27APR11	27APR11
W-T	785	Expansion Joint modifications level 2	1	27APR11	27APR11

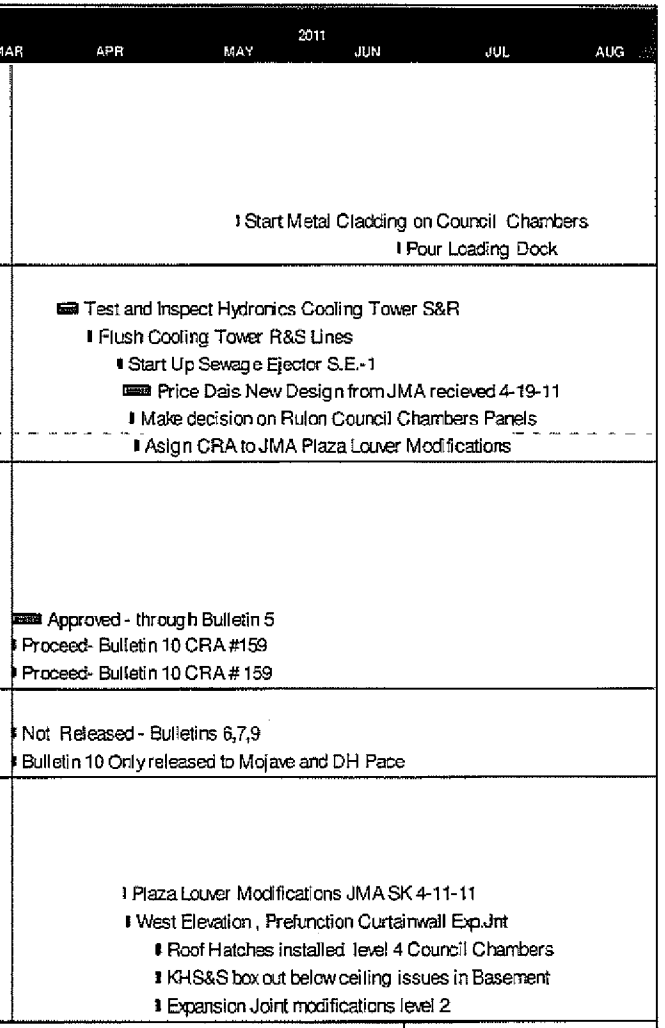

Run date 10MAY11
Page number 1A
© Primavera Systems, Inc.

The Whiting-Turner Contracting Co.
LVCH 4 Week Schedule

Early bar
Progress bar
Critical bar
Summary bar
Start milestone point
Finish milestone point

MOJ01876
JA 00005652

Responsibility	Act ID	Description	Orig Dur	Early Start	Early Finish
Owner Change					
BOMBARD	315	CRA # 163 -Bulletin 9 Level 4.5 Mech. Penthouse	0	24MAR11	
COMMERCIAL	395	CRA # 163 -Bulletin 9 Level 4.5 Mech. Penthouse	0	24MAR11	
KHS&S	405	CRA # 163 -Bulletin 9 Level 4.5 Mech. Penthouse	0	24MAR11	
MOJAVE	415	CRA # 163 -Bulletin 9 Level 4.5 Mech. Penthouse	0	24MAR11	
WESTAR	425	CRA # 163 -Bulletin 9 Level 4.5 Mech. Penthouse	0	24MAR11	
BOMBARD	435	CRA # 126- Bulletin 7 Cafeteria Health Codes	0	24MAR11	
ISEC	445	CRA # 126- Bulletin 7 Cafeteria Health Codes	0	24MAR11	
KHS&S	455	CRA # 126- Bulletin 7 Cafeteria Health Codes	0	24MAR11	
MOJAVE	465	CRA # 126- Bulletin 7 Cafeteria Health Codes	0	24MAR11	
VENTURA	475	CRA # 126- Bulletin 7 Cafeteria Health Codes	0	24MAR11	
ALL SUBS	495	Bulletin 10 CRA # 159	0	24MAR11	
MOJAVE	575	CRA # 130 Bulletin 8-Glass Wall LED cabinets	0	05APR11	
BOMBARD	625	CRA # 130 Bulletin 8-Glass Wall LED cabinets	0	05APR11	
YESCO	705	CRA # 130 Bulletin 8-Glass Wall LED cabinets	0	05APR11	
RFI#					
BOMBARD	505	CRA # 125 Council Chambers Smoke Zone Altera.	0	24MAR11	
DH PACE	645	CRA # 125 Council Chambers Smoke Zone Altera.	0	24MAR11	
ISEC	655	CRA # 125 Council Chambers Smoke Zone Altera.	0	24MAR11	
KHS&S	665	CRA # 125 Council Chambers Smoke Zone Altera.	0	24MAR11	
MOJAVE	675	CRA # 125 Council Chambers Smoke Zone Altera.	0	24MAR11	
WESTAR	685	CRA # 125 Council Chambers Smoke Zone Altera.	0	24MAR11	
Owner Change					
DH PACE	275	CRA # 101 Bulletin 10	0	24MAR11	
MOJAVE	305	CRA # 101 Bulletin 10	0	24MAR11	
Backcharge					
KHS&S	485	CRA # 169 Track cost with incorrect door frames	0	24MAR11	
MOJAVE	635	CRA # 169 Track cost with incorrect door frames	0	24MAR11	
KHS&S	695	CRA# 159 Bulletin 10	0	24MAR11	

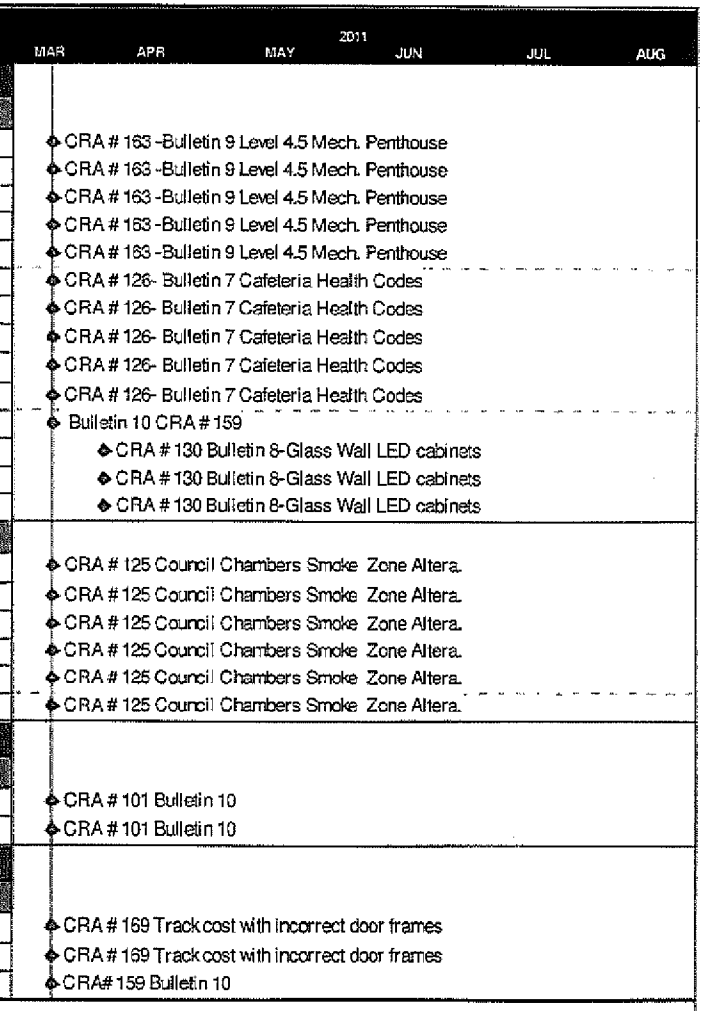

Run date 10MAY11
Page number 2A
© Primavera Systems, Inc.

The Whiting-Turner Contracting Co.
LVCH 4 Week Schedule

Early bar
Progress bar
Critical bar
Summary bar
Start milestone point
Finish milestone point

Responsibility	Act ID	Description	Orig Dur	Early Start	Early Finish
Submittals					
AMAZON	150	Landscaping	1	21APR11	21APR11
GIOURX	160	Interior Glass	1	22APR11	22APR11
DH PACE	170	STC Rated windows and doors	1	25APR11	25APR11
U. BRASS	180	Deferred Handrail Submittal	1	26APR11	26APR11
SME	220	Grand Stair Deffered Submittal	1	27APR11	27APR11
Procurement					
VENTURA	20	Stone Materials	35	24MAR11	11MAY11
HEINAMAN	50	Curtain Wall/ Fins	10	24MAR11	06APR11
U. BRASS	60	Grand stair handrail tread embed	6	24MAR11	31MAR11
MODERN F.	70	Won Door	20	24MAR11	20APR11
HEINAMAN	80	Metal Louvers	40	24MAR11	18MAY11
MODERN F.	90	Overhead doors	20	24MAR11	20APR11
SUNSTONE	100	smoke doors	20	24MAR11	20APR11
DH PACE	110	Aluminum Interior Door frames and Doors	30	24MAR11	04MAY11
MOJAVE	120	Interior Lights	20	24MAR11	20APR11
MOJAVE	130	Exterior Lights	20	24MAR11	20APR11
MOJAVE	140	Horns and strobes Fire Alarm	20	24MAR11	20APR11
BOMBARD	200	BP-1	1	13MAY11	13MAY11
Mock Ups					
URATA	190	Site Concrete	20	24MAR11	20APR11
U. BRASS	210	Handrail	10	24MAR11	06APR11
ISEC	230	Dais Mockup Revision 1	10	24MAR11	06APR11
ISEC	240	Rulon Undulating Wood Wall Panel Review	15	24MAR11	13APR11
KHS&S	250	Council Chambers Metal Ceiling Panel Review	15	24MAR11	13APR11
MILICI	280	Art Glass Wall/ Phillips to review with City	15	24MAR11	13APR11

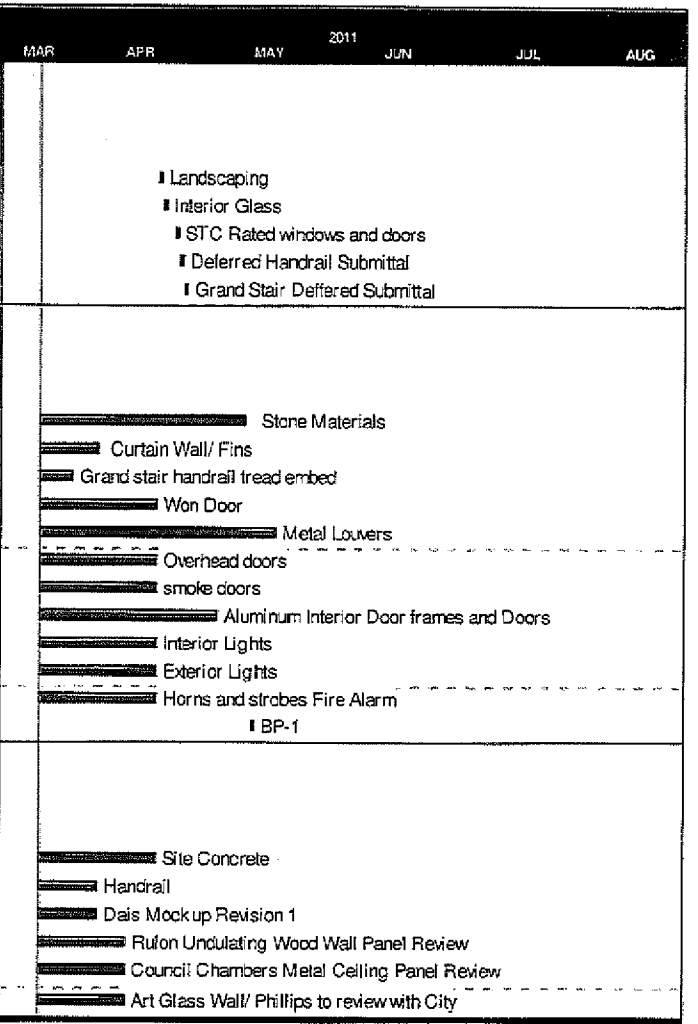

Run date 10MAY11
Page number 3A
© Primavera Systems, Inc.

The Whiting-Turner Contracting Co.
LVCH 4 Week Schedule

Early bar
Progress bar
Critical bar
Summary bar
Start milestone point
Finish milestone point

MOJ01878
JA 00005654

Responsibility	Act ID	Description	Orig Dur	Early Start	Early Finish
Pre-Installation Meeting					
BOM & MOJA	270	(Pre)-Pre-Start Up Meeting Central Plant Level 8	1	19APR11	19APR11
EXTERIOR ENCLOSURE/ SHELL					
COLUMN CHANGERS					
Level 2					
KHS&S	193	Rig &Weld ladder support support steel in place	2	29APR11	02MAY11
COMMERCIAL	213	Complete Roofing/ Waterproofing	3	03MAY11	05MAY11
KHS&S	233	Install Metal Panels	10	16MAY11	27MAY11
Level 3					
KHS&S	284	Rig &Weld ladder support support steel in place	2	29APR11	02MAY11
COMMERCIAL	334	Complete Roofing/ Waterproofing	2	03MAY11	04MAY11
KHS&S	364	Install Metal Panels	10	31MAY11	13JUN11
Level 4					
COMMERCIAL	183	Pour remaining cell crete	3	02MAY11	04MAY11
COMMERCIAL	553	Install single ply roofing /Water tight	1	05MAY11	05MAY11
Level 2					
KHS&S	83	Perform remedial repairs on window opening	1	26APR11	26APR11
COMMERCIAL	89	Finish waterproofing repairs around strip window	1	27APR11	27APR11
HEINAMAN	91	Install strip window	1	28APR11	28APR11
KHS&S	96	Rig &Weld ladder support support steel in place	3	29APR11	03MAY11
COMMERCIAL	101	Pour remaining cell crete	1	02MAY11	02MAY11
COMMERCIAL	97	Complete All Vertical Wall waterproofing.	3	04MAY11	06MAY11
COMMERCIAL	111	Complete all horizontal Roofing	2	04MAY11	05MAY11
COMMERCIAL	243	Flash around stl. plates for Metal Panels	3	06MAY11	10MAY11
KHS&S	257	Install Metal Panel System	10	31MAY11	13JUN11
Level 3					
KHS&S	263	Rig &Weld ladder support support steel in place	2	04MAY11	05MAY11

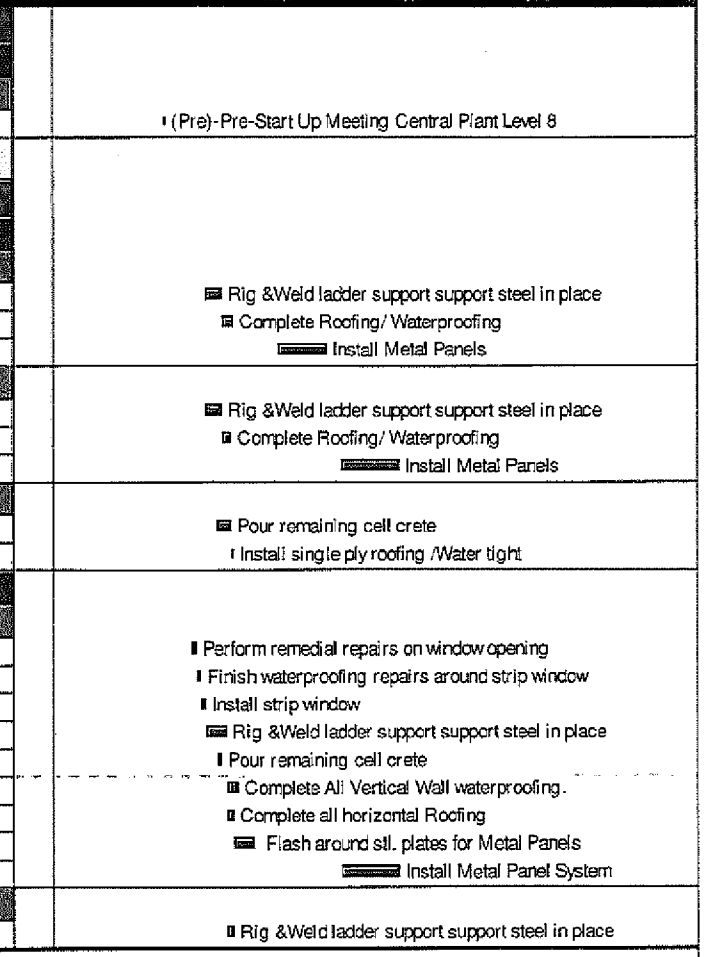

Run date 10MAY11
Page number 4A
© Primavera Systems, Inc.

The Whiting-Turner Contracting Co.
LVCH 4 Week Schedule

Early bar
Progress bar
Critical bar
Summary bar
Start milestone point
Finish milestone point

Responsibility	Act ID	Description	Orig Dur	Early Start	Early Finish
COMMERCIAL	267	Finish installation of Roofing Level 3	5	06MAY11	12MAY11
KHS&S	264	Install Curtain Wall West Elevation.	8	17MAY11	26MAY11
HEINAMAN	266	Complete Knee Wall West behind Curtain Wall	2	20MAY11	23MAY11
KHS&S	274	Install Metal Panel System	10	14JUN11	27JUN11
Level 4					
COMMERCIAL	147	Pour remaining cell crete	2	02MAY11	03MAY11
COMMERCIAL	157	Install single ply roofing /Water tight	2	04MAY11	05MAY11
Level 2					
KHS&S	133	Rig &Weld ladder support support steel in place	2	04MAY11	05MAY11
KHS&S	163	Install Metal Panels	10	28JUN11	12JUL11
Level 3					
KHS&S	294	Rig &Weld ladder support support steel in place	2	06MAY11	09MAY11
KHS&S	354	Install Metal Panels	10	13JUL11	26JUL11
Level 4					
COMMERCIAL	173	Pour remaining cell crete	2	02MAY11	03MAY11
COMMERCIAL	563	Install single ply roofing /Water tight	2	04MAY11	05MAY11
Level 4					
COMMERCIAL	253	Pour remaining cell crete	2	02MAY11	03MAY11
COMMERCIAL	573	Install single ply roofing /Water tight	2	11MAY11	12MAY11
KHS&S	223	Install Level 4 roof hatches (2)	2	16MAY11	17MAY11
Curtain Wall					
General					
HEINAMAN	332	32 to 37 men working 10hr days M-F, 8hrs Sat.	44*	09MAY11	11JUL11
HEINAMAN	333	Panels on the Level 7 (6 men & Crane Operator)	6	09MAY11	16MAY11
HEINAMAN	342	Leave-out bay (6 men & Crane Operator)	9	09MAY11	19MAY11
HEINAMAN	352	Fins (8 men 2 crews of 4 + 2 cranes)	16	09MAY11	31MAY11
HEINAMAN	362	Seal Accordian Vinyl (South)(2 men)	13	09MAY11	25MAY11
HEINAMAN	812	Install Replacement Glass (4 men 11 pc's a day)	1	09MAY11	09MAY11
HEINAMAN	702	West Ribbon Window level 1 (2 men)	5	16MAY11	20MAY11

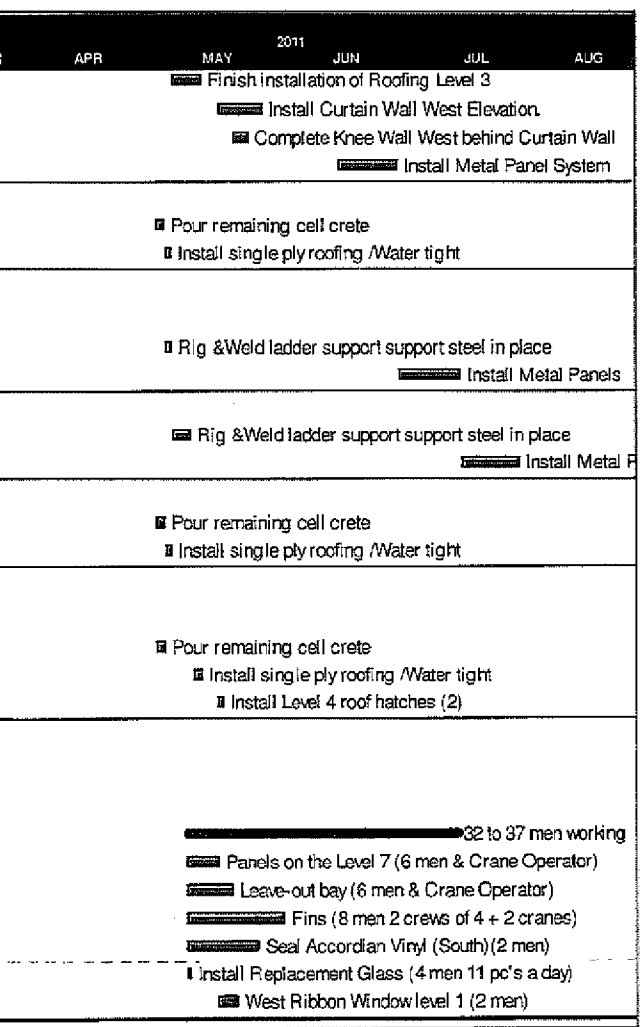

Run date 10MAY11
Page number 5A
© Primavera Systems, Inc.

The Whiting-Turner Contracting Co.
LVCH 4 Week Schedule

Early bar
Progress bar
Critical bar
Summary bar
Start milestone point
Finish milestone point

Responsibility	Act ID	Description	Orig Dur	Early Start	Early Finish
HEINAMAN	762	Retail (south east) (6 men)	20	16MAY11	13JUN11
HEINAMAN	682	Vestibules 2050, 2080(4 men)	15	17MAY11	07JUN11
HEINAMAN	792	Level 8 panels (6 men)	10	17MAY11	31MAY11
HEINAMAN	632	West Employee Entrance (6 men)	10	19MAY11	02JUN11
HEINAMAN	382	Handrail (Mayor's balcony)(2 men)	16	20MAY11	13JUN11
HEINAMAN	532	Lobby interior handrail w/ signage (2 men)	8	20MAY11	01JUN11
HEINAMAN	712	Procure and install glass west ribbon window	3	23MAY11	25MAY11
HEINAMAN	802	Install SRT's (8men 4 days per Floor)	4	26MAY11	01JUN11
HEINAMAN	782	Parapet Coping (2 men)	12	01JUN11	16JUN11
HEINAMAN	832	Sunrays on South (4 men)	9	01JUN11	13JUN11
HEINAMAN	622	Procure glass for signage	8	02JUN11	13JUN11
HEINAMAN	642	Interior 3rd floor curtain wall (8 men)	15	06JUN11	24JUN11
HEINAMAN	652	Skylite Metal Panels (4 men)	10	06JUN11	17JUN11
HEINAMAN	842	Prefunction Panels (6 men)	11	06JUN11	20JUN11
HEINAMAN	372	Metal Panels (4 men)	20	13JUN11	11JUL11
HEINAMAN	772	Retail 4' to 10' w/3 doors (4 men)	25	14JUN11	19JUL11
HEINAMAN	662	Replace broken skylite glass	1	20JUN11	20JUN11
HEINAMAN	692	Louvers (Ohio Grating) (4 men)	15	20JUN11	11JUL11
HEINAMAN	672	Caulk Skylite Glass	1	21JUN11	21JUN11
HEINAMAN	852	Service Yard Gate Metal Panel Headers (4 men)	10	21JUN11	05JUL11
HEINAMAN	862	Panels at High Parapet	1	06JUL11	06JUL11
South Elevation					
HEINAMAN	389	Install 7th floor	12	21APR11	06MAY11
HEINAMAN	749	Install Fill In panels	5	02MAY11	06MAY11
HEINAMAN	759	Install 8th floor	7	05MAY11	13MAY11
North Elevation					
HEINAMAN	379	Install 6TH floor	3	26APR11	28APR11
HEINAMAN	399	Install 7TH Floor	3	29APR11	03MAY11
HEINAMAN	579	Install 8TH Floor	3	09MAY11	11MAY11
West Elevation					
HEINAMAN	349	Install 6TH floor	1	28APR11	28APR11
HEINAMAN	350	Install 7th floor	3	29APR11	03MAY11
KHS&S	669	Frame Header wall above Curtain wall	1	10MAY11	10MAY11
HEINAMAN	729	Install sill Flashing for Curtain wall	2	12MAY11	13MAY11

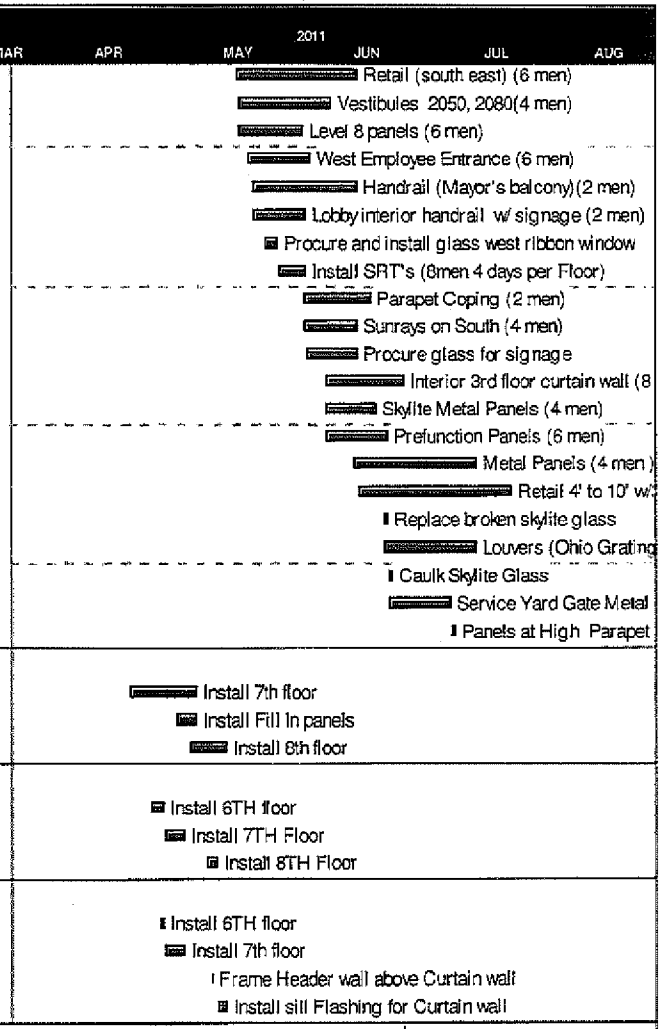

Run date 10MAY11
Page number 6A
© Primavera Systems, Inc.

The Whiting-Turner Contracting Co.
LVCH 4 Week Schedule

Early bar
Progress bar
Critical bar
Summary bar
Start milestone point
Finish milestone point

Responsibility	Act ID	Description	Orig Dur	Early Start	Early Finish
HEINAMAN	769	Install Strip Window West elevation level 1	5	16MAY11	20MAY11
HEINAMAN	739	Install curtain wall between 4 and 6 line L-2	3	19MAY11	23MAY11
HEINAMAN	409	Install 7TH Floor/ Mayor's Balcony Guardrail	14	20MAY11	09JUN11
East Elevation					
W-T	310	Saw Cut edge of slab to coordinate with Heinaman	2	02MAY11	03MAY11
SME	311	Modify tube steel canapy /coordinate w/Heinaman	4	04MAY11	09MAY11
HEINAMAN	171	Install 8th floor	2	06MAY11	09MAY11
URATA	312	Repair cut edge of concrete slab	2	10MAY11	11MAY11
HEINAMAN	419	Retail	6	10MAY11	17MAY11
AMAZON	314	Install 2nd Layer of CMU at East North end wall	10	12MAY11	25MAY11
KHS&S	322	Start Framing Exterior columns/coord. w/ sidewlk	4	12MAY11	17MAY11
Skylight System					
Excavation Area					
HEINAMAN	229	Replace broken Skylight Glass	1	16MAY11	16MAY11
HEINAMAN	239	Deliver metal panel soffits	1	10JUN11	10JUN11
MOJAVE	241	Resolve issue with Light backing	1	10JUN11	10JUN11
HEINAMAN	249	Install metal panel soffits	20	13JUN11	11JUL11
Exterior Plaza Level 2, Area B					
North Elevation, East Side					
W-T	429	Start Work on Louver Modifications, JMA SK 4-11-	1	17MAY11	17MAY11
W-T	439	Put down protection	1	18MAY11	18MAY11
SME	449	Demo/remove louver support steel to be modified	1	19MAY11	19MAY11
URATA	459	Demo existing concrete pier	1	20MAY11	20MAY11
URATA	469	Install new concrete pier per JMA SK 4-11-11	2	23MAY11	24MAY11
URATA	479	Concrete pier cure 7 days	7	25MAY11	03JUN11
SME	499	Install new louver support stl. column	1	06JUN11	06JUN11
SME	509	Complete modifications to Louver horizontal stl	2	07JUN11	08JUN11
W-T	519	Modifications complete	1	09JUN11	09JUN11
West Elevation					
AMAZON	559	Install CMU Filler piece in planter to Bldg.	1	25MAY11	25MAY11

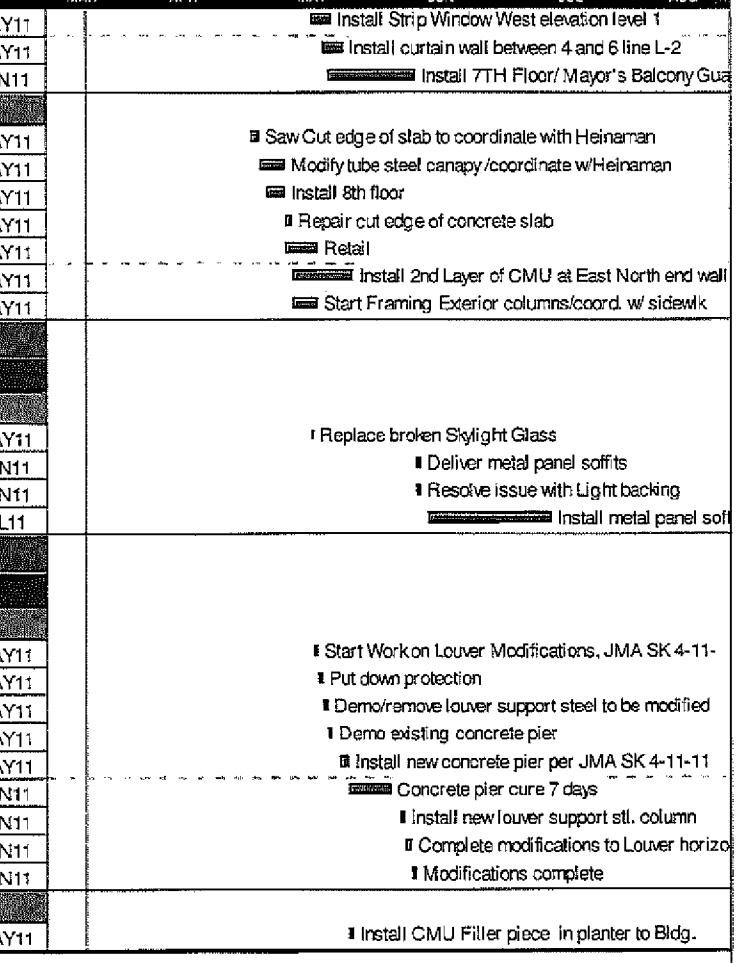

Run date 10MAY11
Page number 7A
© Primavera Systems, Inc.

The Whiting-Turner Contracting Co.
LVCH 4 Week Schedule

Early bar
Progress bar
Critical bar
Summary bar
Start milestone point
Finish milestone point

Responsibility	Act ID	Description	Orig Dur	Early Start	Early Finish
North Elevation, West Side					
W-T	489	Start Work on Louver Modifications, JMA SK 4-11-	1	18MAY11	18MAY11
W-T	529	Put down protection	1	19MAY11	19MAY11
SME	539	Demo/remove louver support steel to be modified	1	20MAY11	20MAY11
URATA	549	Demo existing concrete pier	1	23MAY11	23MAY11
URATA	569	Repair concrete deck at demoed conc. pier	2	24MAY11	25MAY11
Interior Core Build Out					
Interior Framing- Drywall- MEP Core Activities					
Basement					
General					
ALL SUBS	1228	Complete CRA 176 Drinking fountain conflicts	5	02MAY11	06MAY11
J&R	1318	Install Resilient Flooring in Telecom Rooms	2	04MAY11	05MAY11
KHS&S	1278	Start install of Corridor Wainscoats	5	09MAY11	13MAY11
ALL SUBS	1288	Complete nonconformance list activities	2	09MAY11	10MAY11
BOMBARD	1378	Install 3 NAE & NCE HVAC Controls	3	09MAY11	11MAY11
KHS&S	1299	Install ceiling tiles just for MEP Install	1	10MAY11	10MAY11
MOJAVE	1279	Make up and install outlets and trim plates	3	11MAY11	13MAY11
KHS&S	1298	Complete Suspended Ceiling	5	11MAY11	17MAY11
BOMBARD	1308	Mechanical R/I to suspended grid	10	11MAY11	24MAY11
MOJAVE	1309	R/I Overhead power, control, fire alarm	5	11MAY11	17MAY11
BOMBARD	1388	power for NAE's determined in RFI 0659	3	12MAY11	16MAY11
MOJAVE	1310	Pull Overhead Circuits back to panels	5	13MAY11	19MAY11
MOJAVE	1398	Complete power to NAE and NCE's	2	17MAY11	18MAY11
BOMBARD	1578	Start up AHU 1	5	02JUN11	08JUN11
Level 1					
General Area					
KHS&S	1238	Restrooms hard lids are rocked	1	06MAY11	06MAY11
CITY INSP.	1248	Inspect hard lids in Restrooms	1	10MAY11	10MAY11
KHS&S	1258	Tape and Texture hard lids in Restrooms	5	10MAY11	16MAY11
BOMBARD	1068	complete all termination and make up VAV's	2	13MAY11	16MAY11
KHS&S	1268	Paint hard lids in restrooms	2	17MAY11	18MAY11
KHS&S	1888	Relocate access panel RM. 1034	1	18MAY11	18MAY11

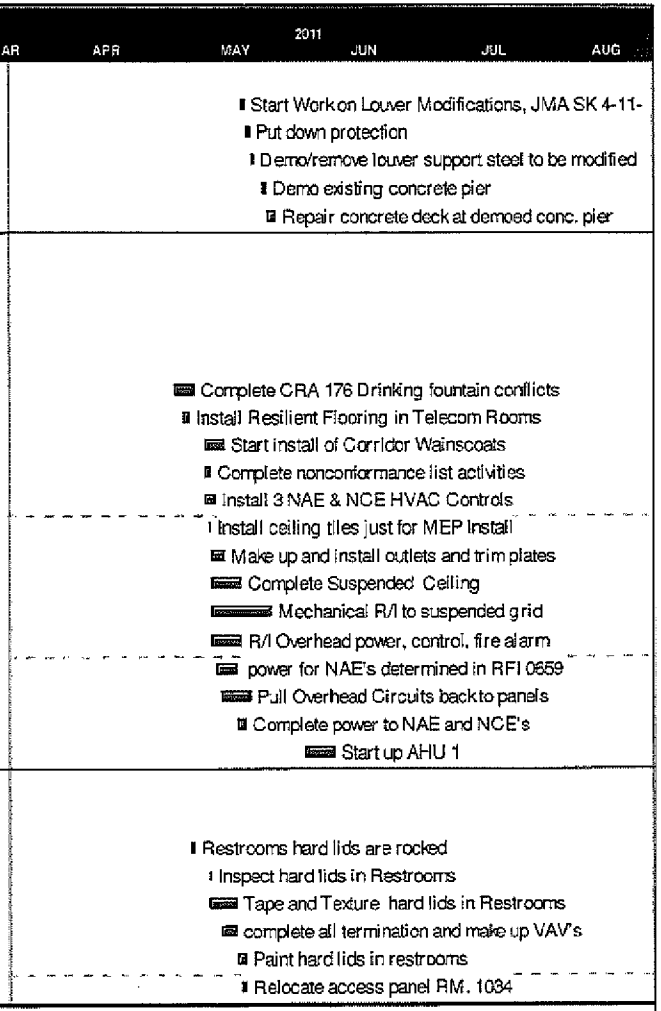

Run date 10MAY11
Page number 8A
© Primavera Systems, Inc.

The Whiting-Turner Contracting Co.
LVCH 4 Week Schedule

Early bar
Progress bar
Critical bar
Summary bar
Start milestone point
Finish milestone point

Responsibility	Act ID	Description	Orig Dur	Early Start	Early Finish
ALL SUBS	1738	Complete Telecom Rooms 100 Finishes	5	24MAY11	31MAY11
BOMBARD	1118	Start up AHU 2 & 3	5	03JUN11	09JUN11
Lobby 1002 Area A					
ALL SUBS	1408	See Grand Stair Schedule under Stari 6 section	1	02MAY11	02MAY11
HEINAMAN	1141	Weld bent plates to canopy I-Beams	1	03MAY11	03MAY11
HEINAMAN	1190	Install Aluminum Clips for Curtainwall	1	03MAY11	03MAY11
COMMERCIAL	1191	Install waterproofing over Densglass sheathing	2	04MAY11	05MAY11
WESTAR	1196	Relocate Fire sprinkler main to ontop of canopy	1	04MAY11	04MAY11
KHS&S	1198	Install Armstrong Clg. @ Main Entry	3	05MAY11	09MAY11
KHS&S	1348	KHS&S modify wall at 3 line around pipes	2	05MAY11	06MAY11
COMMERCIAL	1192	Install waterproofing over Heinaman alum. clips	1	06MAY11	06MAY11
HEINAMAN	1195	Install West Entry Curtain Wall System	5	06MAY11	12MAY11
HEINAMAN	1218	Clad Main Entry Columns for store front	10	09MAY11	20MAY11
MOJAVE	1418	R/I Overhead power, control, fire alarm	5	12MAY11	18MAY11
MOJAVE	1428	Pull Overhead Circuits back to panels	5	16MAY11	20MAY11
Area A					
KHS&S	2828	Tapping walls & ceiling to follow 5' leave out	5	06MAY11	12MAY11
COMMERCIAL	2768	Install waterproofing at strip window rm.1063	1	10MAY11	10MAY11
COMMERCIAL	2778	Install flashing at strip window room 1063	1	12MAY11	12MAY11
MOJAVE	3028	R/I Overhead power, control, fire alarm	5	12MAY11	18MAY11
KHS&S	2788	Complete framing around columns at strip window	2	13MAY11	16MAY11
KHS&S	2838	Texture walls and ceiling follow 5' leave out	5	13MAY11	19MAY11
MOJAVE	3038	Pull Overhead Circuits back to panels	5	16MAY11	20MAY11
HEINAMAN	2798	Install strip window in Room 1063 Open Office	2	17MAY11	18MAY11
CITY INSP.	2808	City sign off all overhead electrical r/i area A	1	19MAY11	19MAY11
KHS&S	2848	Paint walls &clgs to follow 5' leave out work	5	19MAY11	25MAY11
KHS&S	2818	Complete all clg. and soffit install of Drywall	1	20MAY11	20MAY11
KHS&S	2858	Start suspended ceilings per 5' leave out work	5	27MAY11	03JUN11
VENTURA	2238	Start Ceramic Tile in Mens Restrooms 1084,1080	15	01JUN11	21JUN11
VENTURA	2248	Start Ceramic Tile in Womens Restrooms 1085,1081	15	01JUN11	21JUN11
MOJ. & BOM	2998	R/I MEP in suspended ceilings	5	06JUN11	10JUN11
VENTURA	2278	Start Ceramic Tile in Mens Restrooms 1112	10	08JUN11	21JUN11
VENTURA	2288	Start Ceramic Tile in Womens Restrooms 1113	10	08JUN11	21JUN11

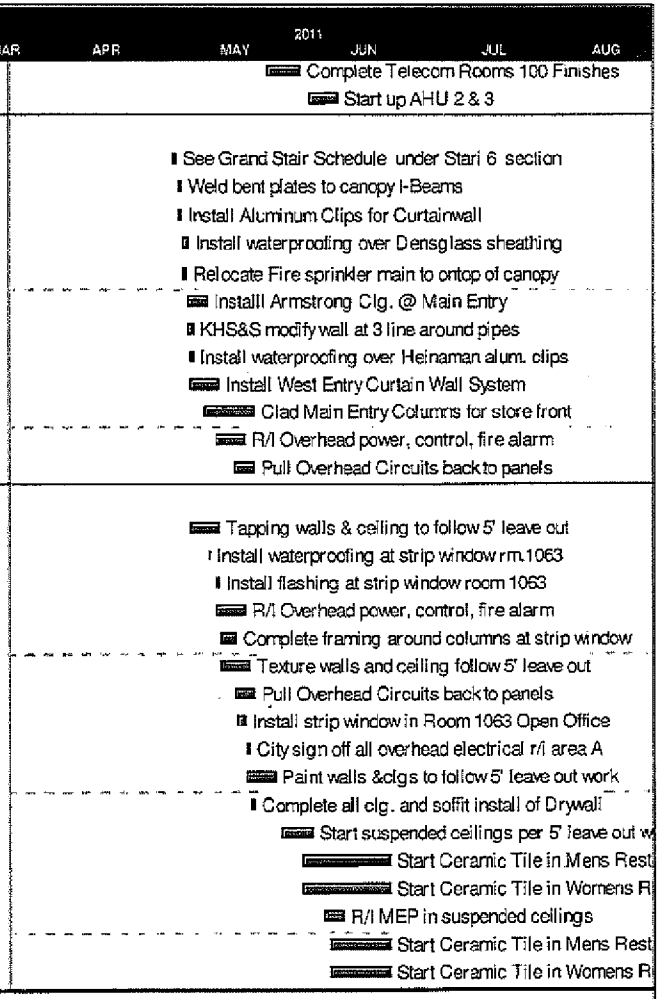

Run date 10MAY11
Page number 9A
© Primavera Systems, Inc.

The Whiting-Turner Contracting Co.
LVCH 4 Week Schedule

Early bar
Progress bar
Critical bar
Summary bar
Start milestone point
Finish milestone point

J56.1-482

MOJ01884
JA 00005660

Responsibility	Act ID	Description	Orig Dur	Early Start	Early Finish
Area B					
KHS&S	2738	See 5' leave out work schedule for finishes	1	02MAY11	02MAY11
MOJAVE	3048	R/I Overhead power, control, fire alarm	5	16MAY11	20MAY11
VENTURA	2258	Start Ceramic Tile in Mens Restrooms 1140	10	17MAY11	31MAY11
VENTURA	2268	Start Ceramic Tile in Womens Restrooms 1141	10	17MAY11	31MAY11
MOJAVE	3058	Pull Overhead Circuits back to panels	5	18MAY11	24MAY11
Area C					
KHS&S	1088	RFI Sound Hard Lids in Edit Rooms 1-7	1	24MAR11	24MAR11
MOJAVE	1108	R/I Overhead power, control, fire alarm	5	17MAY11	23MAY11
MOJAVE	1158	Pull Overhead Circuits back to panels	5	19MAY11	25MAY11
Area D					
KHS&S	1098	KHS&S RFI sound rated soffit needs resolved	1	24MAR11	24MAR11
MOJAVE	1188	R/I Overhead power, control, fire alarm	5	18MAY11	24MAY11
MOJAVE	1208	Pull Overhead Circuits back to panels	5	20MAY11	26MAY11
General Area					
KHS&S	2018	Relocate access panel Room 2055	1	24MAR11	24MAR11
KHS&S	2028	Relocate access room 2010	1	25MAR11	25MAR11
BOMBARD	2038	Issue with Duct in 2048 to low	1	28MAR11	28MAR11
BOMBARD	1588	complete all termination and make up VAV's	2	16MAY11	17MAY11
ALL SUBS	1748	Complete Telecom Rooms 100 Finishes	5	24MAY11	31MAY11
ALL SUBS	1788	Start work Bulletin 7 ALL AREAS	5	24MAY11	31MAY11
BOMBARD	1618	Start up AHU 6	5	06JUN11	10JUN11
Area A					
KHS&S	1328	Complete shaft wall framing	4	19MAY11	24MAY11
MOJAVE	1438	R/I Overhead power, control, fire alarm	5	20MAY11	26MAY11
MOJAVE	1458	Pull Overhead Circuits back to panels	5	24MAY11	31MAY11
VENTURA	2298	Start Ceramic Tile in Mens Restrooms 2015,2042	15	24MAY11	14JUN11
VENTURA	2308	Start Ceramic Tile in Womens Restrooms 2016,2041	15	24MAY11	14JUN11
CITY INSP.	1338	Inspect Shaft wall Framing	1	25MAY11	25MAY11
KHS&S	1358	Tape and Finish Shaft walls	4	26MAY11	01JUN11
Area B					
MOJAVE	3068	R/I Overhead power, control, fire alarm	5	24MAY11	31MAY11

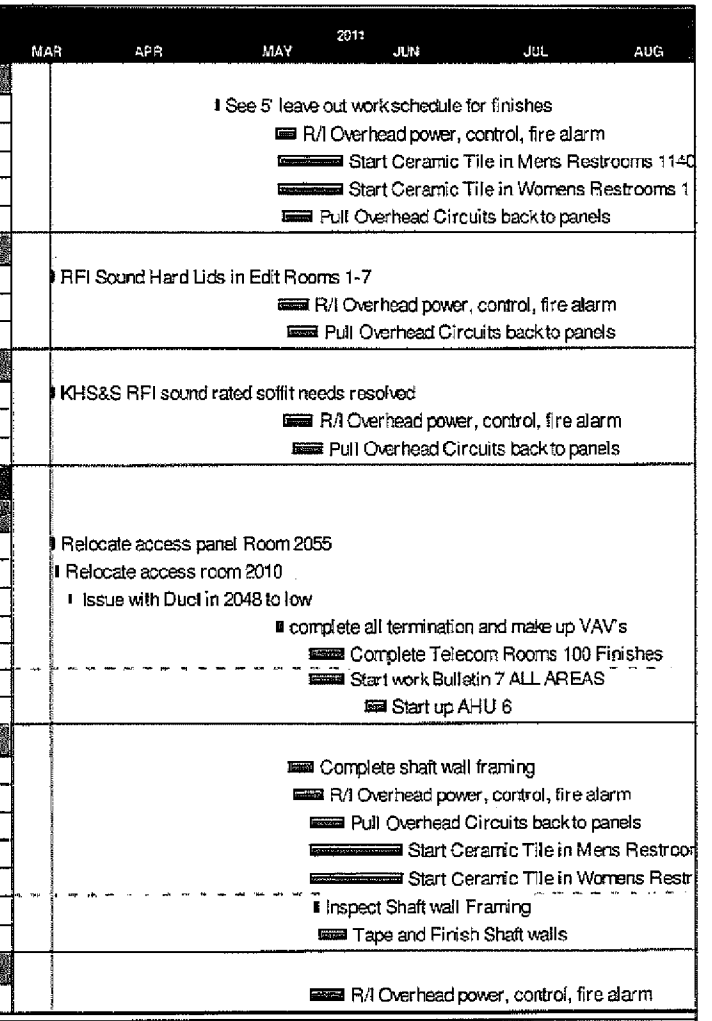

Run date 10MAY11
Page number 10A
© Primavera Systems, Inc.

The Whiting-Turner Contracting Co.
LVCH 4 Week Schedule

Early bar
Progress bar
Critical bar
Summary bar
Start milestone point
Finish milestone point

Responsibility	Act ID	Description	Orig Dur	Early Start	Early Finish
MOJAVE	3078	Pull Overhead Circuits back to panels	5	26MAY11	02JUN11
VENTURA	2318	Start Ceramic Tile in Mens Restrooms 2057	10	01JUN11	14JUN11
VENTURA	2328	Start Ceramic Tile in Womens Restrooms 22058	10	01JUN11	14JUN11
Area C					
MOJAVE	1468	R/I Overhead power, control, fire alarm	5	25MAY11	01JUN11
MOJAVE	1478	Pull Overhead Circuits back to panels	5	27MAY11	03JUN11
KHS&S	1368	Install Drywall B .O.H walls	3	02JUN11	06JUN11
VENTURA	2338	Start Ceramic Tile in Mens Restrooms 22036	10	08JUN11	21JUN11
VENTURA	2348	Start Ceramic Tile in Womens Restrooms 2237	10	08JUN11	21JUN11
2049 Prefunction					
KHS&S	2568	Framing of Serpentine wall	4	11MAY11	16MAY11
KHS&S	2578	Proceed with ceiling and soffit framing	10	11MAY11	24MAY11
KHS&S	2588	Proceed per JMA SK Dated 4-5-11 diffuser slot	4	12MAY11	17MAY11
KHS&S	2598	Proceed JMA detail A framing at plate girder	4	12MAY11	17MAY11
KHS&S	2608	Install 1hr rated shaft wall per detail B	5	13MAY11	19MAY11
KHS&S	2638	Install sect. of framing at plate girder soffit	3	16MAY11	17MAY11
KHS&S	2569	Complete levels 2-7 of Serpentine plaster wall	3	17MAY11	19MAY11
ALL SUBS	2648	R/I Electrical, HVAC, Control and Fire alarm	3	18MAY11	20MAY11
KHS&S	2618	Install Smoke and fire safing perimeter seal	2	20MAY11	23MAY11
CITY INSP.	2658	Inspect above framed walls and ceilings/soffits	1	23MAY11	23MAY11
CITY INSP.	2668	Inspect R/I MEP in above listed activities	1	23MAY11	23MAY11
WESTERN	2628	R/I sprinkler head per detail C JMA sk4-11-11	4	24MAY11	27MAY11
KHS&S	2678	Start installing drywall, walls , soffits , cigs	5	24MAY11	31MAY11
HEINAMAN	3008	Install Metal Panels	10	01JUN11	14JUN11
2040 Council Chambers					
MOJAVE	3018	Saw Cut and install new conduit for lost a/v c.	2	09MAY11	10MAY11
KHS&S	2688	start framing North Zig Zag Wall	4	16MAY11	19MAY11
MOJ. & BOM	2698	R/I MEP in all walls	3	16MAY11	18MAY11
CITY INSP.	2708	Inspect Framing and R/I	1	19MAY11	19MAY11
KHS&S	2718	Start drywall on all walls	5	20MAY11	26MAY11
Level 1					
General Area					
KHS&S	2188	Install fire safing &fire caulkwall penitration	1	11MAY11	11MAY11

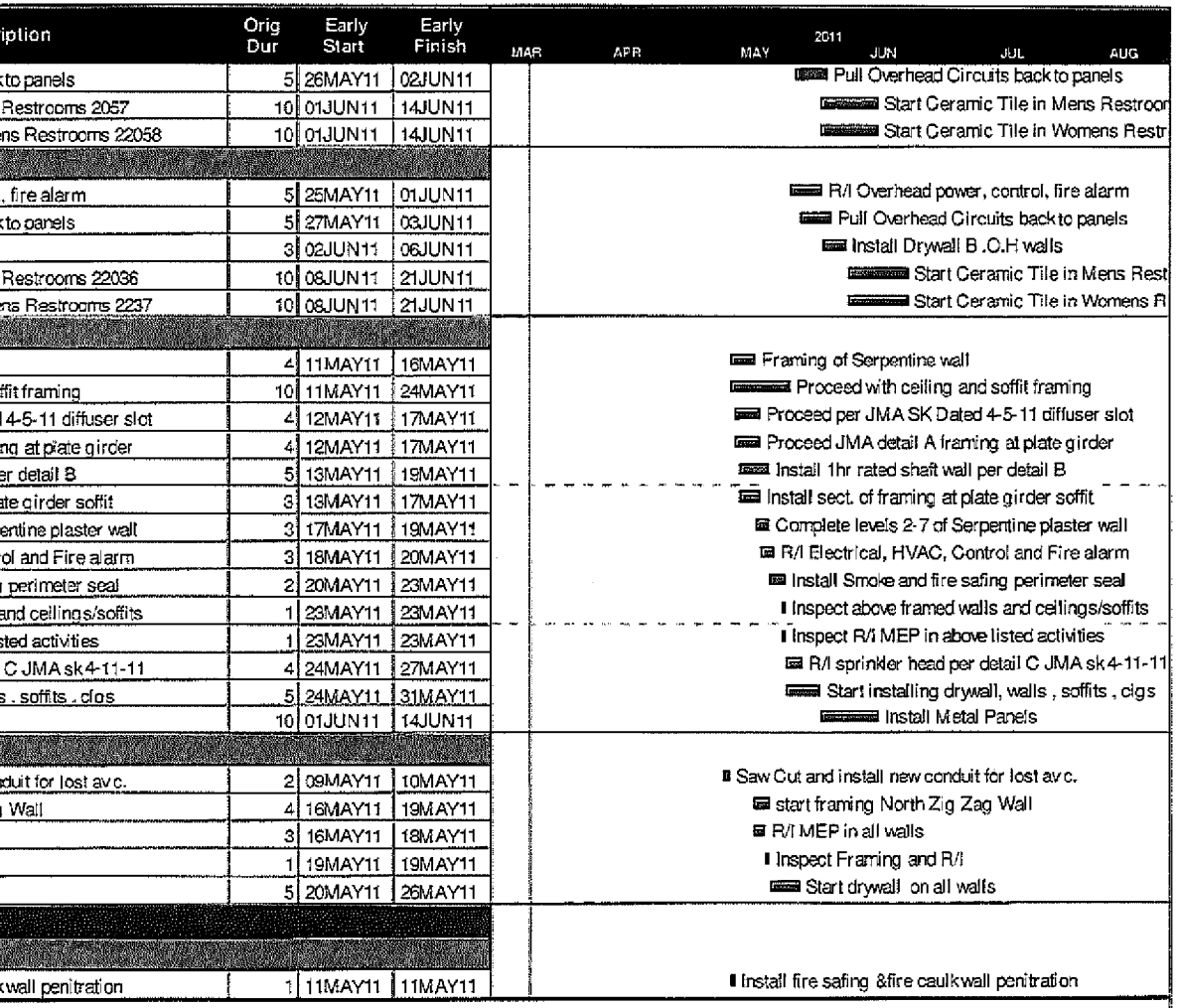

Run date 10MAY11
Page number 11A
© Primavera Systems, Inc.

The Whiting-Turner Contracting Co.
LVCH 4 Week Schedule

Early bar
Progress bar
Critical bar
Summary bar
Start milestone point
Finish milestone point

Responsibility	Act ID	Description	Orig Dur	Early Start	Early Finish
MOJAVE	2748	r/i bulletin 10 security all alum door frames	3	12MAY11	16MAY11
MOJAVE	2048	Layout drywall removal for Bulletin 10	1	16MAY11	16MAY11
CITY INSP.	2758	Inspect R/I Bulletin 10	1	17MAY11	17MAY11
KHS&S	2868	Patch and repair bulletin Drywall patches	5	18MAY11	24MAY11
BOMBARD	1008	Install 3 NAE & NCE HVAC Controls	5	20MAY11	26MAY11
BOMBARD	1638	Complete electrical to AHU 7	2	20MAY11	23MAY11
MOJAVE	1498	Determine Emergency power for NAE's	1	27MAY11	27MAY11
ALL SUBS	1758	Complete Telecom Rooms 100 Finishes	5	27MAY11	03JUN11
BOMBARD	1508	Complete power to NAE and NCE's	2	31MAY11	01JUN11
MOJAVE	1518	complete all termination and make up VAV's	5	31MAY11	06JUN11
BOMBARD	1648	Start up AHU 7	5	23JUN11	29JUN11
Area A					
MOJAVE	3088	R/I Overhead power, control, fire alarm	5	26MAY11	02JUN11
MOJAVE	3098	Pull Overhead Circuits back to panels	5	31MAY11	06JUN11
VENTURA	2358	Start Ceramic Tile in Mens Restrooms 3030,3047	15	15JUN11	06JUL11
VENTURA	2368	Start Ceramic Tile in Womens Restrooms 3031,3046	15	15JUN11	06JUL11
Area B					
MOJAVE	3108	R/I Overhead power, control, fire alarm	5	31MAY11	06JUN11
MOJAVE	3118	Pull Overhead Circuits back to panels	5	02JUN11	08JUN11
General Area					
KHS&S	2198	Install fire safing &fire caulk wall penitration	1	11MAY11	11MAY11
MOJAVE	2878	Layout drywall removal for Bulletin 10	1	12MAY11	12MAY11
MOJAVE	2888	r/i bulletin 10 security all alum door frames	3	13MAY11	17MAY11
CITY INSP.	2898	Inspect R/I Bulletin 10	1	18MAY11	18MAY11
KHS&S	2908	Patch and repair bulletin Drywall patches	5	19MAY11	25MAY11
ALL SUBS	1838	Complete Telecom Rooms 100 Finishes	5	31MAY11	06JUN11
BOMBARD	1018	complete all termination and make up VAV's	5	02JUN11	08JUN11
MOJAVE	1818	Complete electrical to AHU 8	3	02JUN11	06JUN11
BOMBARD	1828	Start up AHU 8	5	30JUN11	07JUL11
Area A					
MOJAVE	3128	R/I Overhead power, control, fire alarm	5	02JUN11	08JUN11
MOJAVE	3138	Pull Overhead Circuits back to panels	5	06JUN11	10JUN11

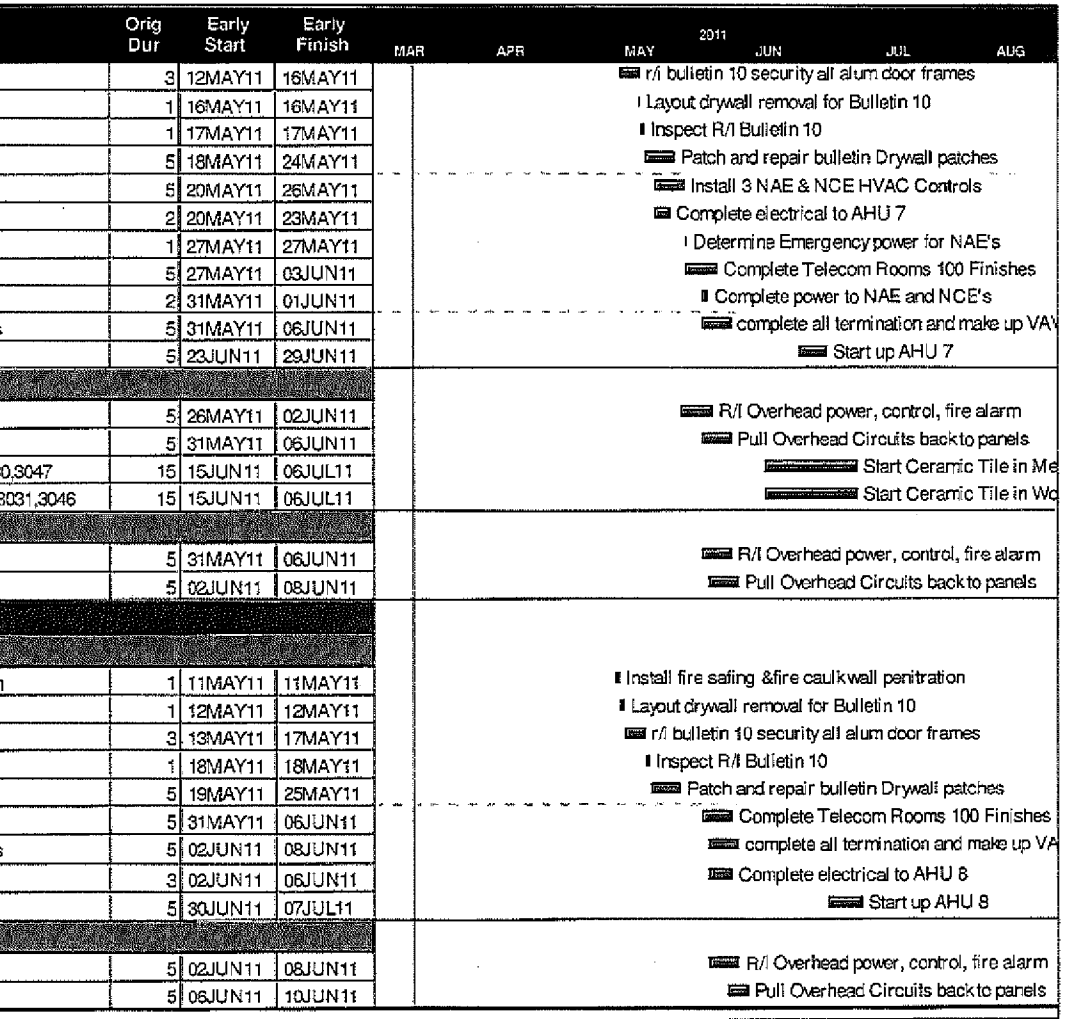

Run date 10MAY11
Page number 12A
© Primavera Systems, Inc.

The Whiting-Turner Contracting Co.
LVCH 4 Week Schedule

Early bar
Progress bar
Critical bar
Summary bar
Start milestone point
Finish milestone point

Responsibility	Act ID	Description	Orig Dur	Early Start	Early Finish
VENTURA	2378	Start Ceramic Tile in Mens Restrooms 4053,4057	15	22JUN11	13JUL11
VENTURA	2388	Start Ceramic Tile in Womens Restrooms 4031,4056	15	14JUL11	03AUG11
Area B					
MOJAVE	3148	R/I Overhead power, control, fire alarm	5	06JUN11	10JUN11
MOJAVE	3158	Pull Overhead Circuits back to panels	5	08JUN11	14JUN11
General Area					
KHS&S	2208	Install fire safing &fire caulk wall penitration	5	13MAY11	19MAY11
MOJAVE	2918	Layout drywall removal for Bulletin 10	1	16MAY11	16MAY11
MOJAVE	2928	r/i bulletin 10 security all alum door frames	3	17MAY11	19MAY11
CITY INSP.	2938	Inspect R/I Bulletin 10	1	20MAY11	20MAY11
KHS&S	2948	Patch and repair bulletin Drywall patches	5	23MAY11	27MAY11
ALL SUBS	1878	Complete Telecom Rooms 100 Finishes	5	01JUN11	07JUN11
BOMBARD	1028	complete all termination and make up VAV's	5	02JUN11	08JUN11
BOMBARD	1848	Complete chill water connection to AHU 9	2	02JUN11	03JUN11
MOJAVE	1858	Complete electrical to AHU 9	3	06JUN11	08JUN11
BOMBARD	1868	Start up AHU 9	5	05JUL11	11JUL11
Area A					
MOJAVE	3188	R/I Overhead power, control, fire alarm	5	08JUN11	14JUN11
MOJAVE	3198	Pull Overhead Circuits back to panels	5	10JUN11	16JUN11
VENTURA	2398	Start Ceramic Tile in Mens Restrooms 5040,5033	15	21JUL11	10AUG11
VENTURA	2408	Start Ceramic Tile in Womens Restrooms 5039,5032	15	21JUL11	10AUG11
Area B					
MOJAVE	3168	R/I Overhead power, control, fire alarm	5	10JUN11	16JUN11
MOJAVE	3178	Pull Overhead Circuits back to panels	5	14JUN11	20JUN11
General Area					
KHS&S	2218	Install fire safing &fire caulk wall penitration	2	17MAY11	18MAY11
MOJAVE	2958	Layout drywall removal for Bulletin 10	1	17MAY11	17MAY11
MOJAVE	2968	r/i bulletin 10 security all alum door frames	3	18MAY11	20MAY11
CITY INSP.	2978	Inspect R/I Bulletin 10	1	23MAY11	23MAY11
BOMBARD	1448	Install 3 NAE & NCE HVAC Controls	5	24MAY11	31MAY11
KHS&S	2988	Patch and repair bulletin Drywall patches	5	24MAY11	31MAY11

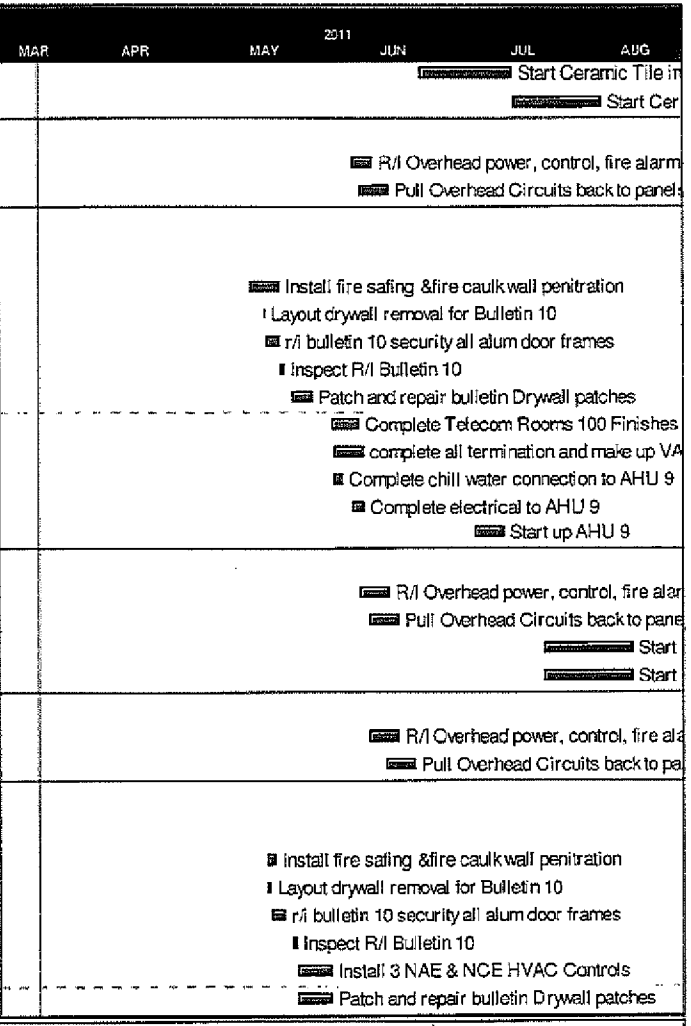

Run date 10MAY11
Page number 13A
© Primavera Systems, Inc.

The Whiting-Turner Contracting Co.
LVCH 4 Week Schedule

Early bar
Progress bar
Critical bar
Summary bar
Start milestone point
Finish milestone point

Responsibility	Act ID	Description	Orig Dur	Early Start	Early Finish
MOJAVE	1528	Determine Emergency power for NAE's	1	01JUN11	01JUN11
MOJAVE	1538	Complete power to NAE and NCE's	2	02JUN11	03JUN11
BOMBARD	1678	Complete chill water connection to AHU 10	2	02JUN11	03JUN11
ALL SUBS	1768	Complete Telecom Rooms 100 Finishes	5	02JUN11	08JUN11
BOMBARD	1548	complete all termination and make up VAV's	5	06JUN11	10JUN11
MOJAVE	1688	Complete electrical to AHU 10	3	05JUL11	07JUL11
BOMBARD	1698	Start Up AHU 10	5	06JUL11	12JUL11
Area A					
MOJAVE	3208	R/I Overhead power, control, fire alarm	5	14JUN11	20JUN11
MOJAVE	3218	Pull Overhead Circuits back to panels	5	16JUN11	22JUN11
VENTURA	2418	Start Ceramic Tile in Mens Restrooms 6057,6051	15	28JUL11	17AUG11
VENTURA	2428	Start Ceramic Tile in Womens Restrooms 6056,6060	15	28JUL11	17AUG11
Area B					
MOJAVE	3228	R/I Overhead power, control, fire alarm	5	16JUN11	22JUN11
MOJAVE	3238	Pull Overhead Circuits back to panels	5	20JUN11	24JUN11
General Area					
MOJAVE	1998	Layout lighting for KHS&S	1	13MAY11	13MAY11
BOMBARD	2008	Layout access panels for KHS&S	1	13MAY11	13MAY11
ALL SUBS	2128	In wall rough-in signed off	1	16MAY11	16MAY11
KHS&S	2129	Complete core framing walls and restrooms walls	2	17MAY11	18MAY11
KHS&S	2138	Install drywall all walls	5	17MAY11	23MAY11
KHS&S	2228	Install fire safing &fire caulk wall penitration	2	17MAY11	18MAY11
BOMBARD	1708	Complete chill water connection to AHU 11	2	02JUN11	03JUN11
ALL SUBS	1778	Complete Telecom Rooms 100 Finishes	5	03JUN11	09JUN11
MOJAVE	1718	Complete electrical to AHU 11	3	06JUN11	08JUN11
BOMBARD	1668	complete all termination and make up VAV's	5	07JUN11	13JUN11
BOMBARD	1728	Start Up AHU 11	5	07JUL11	13JUL11
Area A					
MOJAVE	3248	R/I Overhead power, control, fire alarm	5	20JUN11	24JUN11
MOJAVE	3258	Pull Overhead Circuits back to panels	5	22JUN11	28JUN11
VENTURA	2438	Start Ceramic Tile in Mens Restrooms 7063,7057	15	04AUG11	24AUG11
VENTURA	2448	Start Ceramic Tile in Womens Restrooms 7062,7056	15	04AUG11	24AUG11

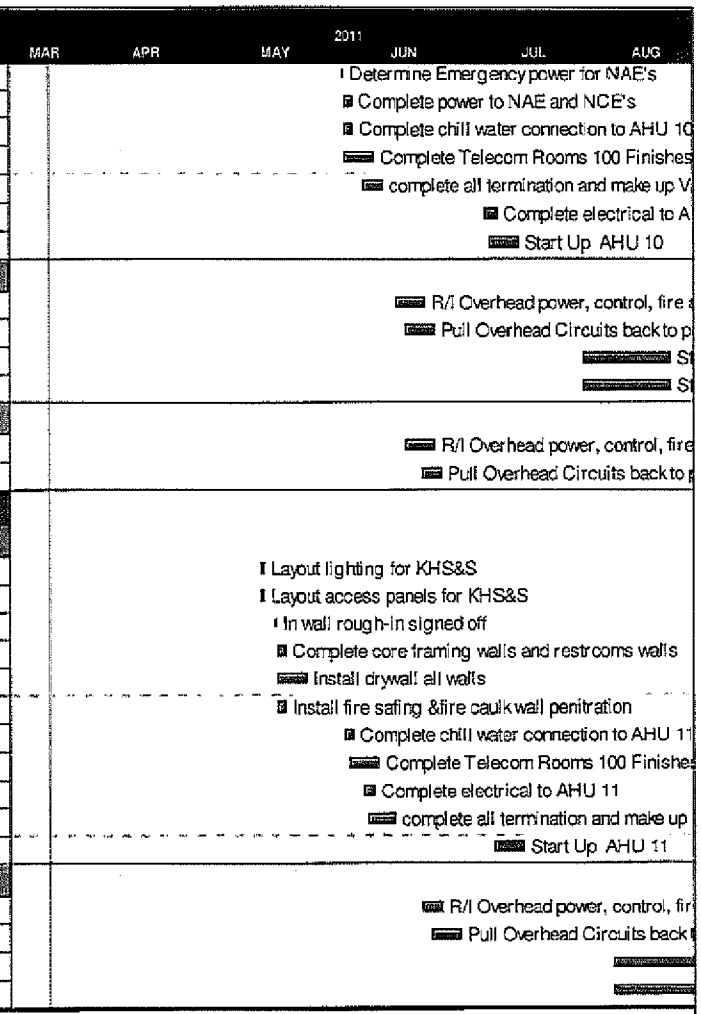

Run date 10MAY11
Page number 14A
© Primavera Systems, Inc.

The Whiting-Turner Contracting Co.
LVCH 4 Week Schedule

Early bar
Progress bar
Critical bar
Summary bar
Start milestone point
Finish milestone point

Responsibility	Act ID	Description	Orig Dur	Early Start	Early Finish
VENTURA	2458	Start Ceramic Tile Mayor's Restrooms7002,7003	10	25AUG11	08SEP11
Area B					
MOJAVE	3268	R/I Overhead power, control, fire alarm	5	22JUN11	28JUN11
MOJAVE	3278	Pull Overhead Circuits back to panels	5	24JUN11	30JUN11
General Area					
KHS&S	1658	Complete framing /drywall at Elevator Lobby	5	24MAY11	31MAY11
Stairwells					
Stair #1 (GRAND STAIR)					
SME	658	Recieve Permit from City and resume work	1	02MAY11	02MAY11
SME	958	Complete all steel modifications to stair	5	03MAY11	09MAY11
U. BRASS	1048	Install hand rail insert embeds	1	06MAY11	06MAY11
KHS&S	968	Frame Electrical room 1013	1	10MAY11	10MAY11
URATA	1038	Pour stair pans	1	10MAY11	10MAY11
KHS&S	969	Install door frame	1	11MAY11	11MAY11
MOJAVE	978	R/I Electrical in walls and install panels	1	11MAY11	11MAY11
CITY INSP.	988	Inpect electrical r/i	1	12MAY11	12MAY11
KHS&S	998	Frame 1 hour seperation ceiling under stair 1	1	13MAY11	13MAY11
MOJAVE	1128	R/I Lighting in ceiling	1	16MAY11	16MAY11
CITY INSP.	1138	Inspect electrical r/i in ceiling	1	17MAY11	17MAY11
KHS&S	1148	Install drywall	1	18MAY11	18MAY11
DH PACE	1168	Install door and hardware ,lockable room	1	19MAY11	19MAY11
KHS&S	1178	Finish tape and mud walls level 4 finish	5	20MAY11	26MAY11
Stair # 2					
MOJAVE	398	All Electrical R/I signed off Complete	1	24MAR11	24MAR11
BOMBARD	418	All Mechanical and Plumbing R/I signed off	1	25MAR11	25MAR11
KHS&S	428	Drywall stairwell from Basement up to level 7	4	28MAR11	31MAR11
KHS&S	438	T&M work starts for added layers B up to 8.	5	01APR11	07APR11
KHS&S	448	Build scaffold on level 8	1	08APR11	08APR11
KHS&S	458	Drywall level 8 and T&M added layers on 8	1	11APR11	11APR11
KHS&S	468	Tape and finish level 4 Stairwell B up to 8	5	13MAY11	19MAY11
KHS&S	608	Texture walls for paint	5	20MAY11	26MAY11

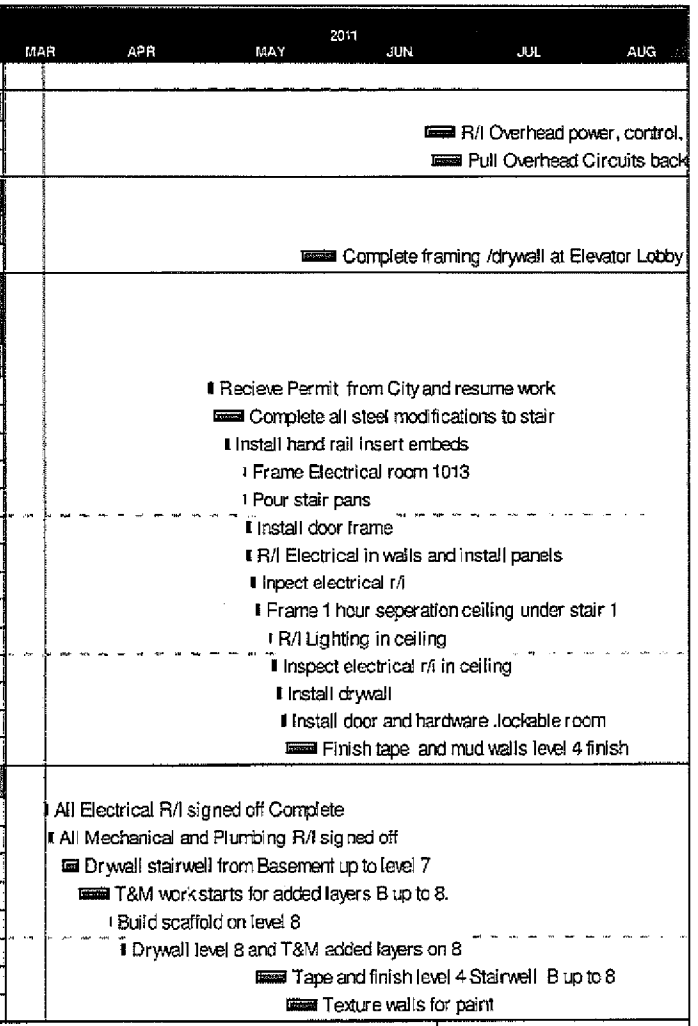

Run date 10MAY11
Page number 15A
© Primavera Systems, Inc.

The Whiting-Turner Contracting Co.
LVCH 4 Week Schedule

Early bar
Progress bar
Critical bar
Summary bar
Start milestone point
Finish milestone point

Responsibility	Act ID	Description	Orig Dur	Early Start	Early Finish
KHS&S	618	Take down Scaffold on level 8	1	27MAY11	27MAY11
Stair #3A					
MOJAVE	408	All Electrical R/I signed off Complete	1	25MAR11	25MAR11
BOMBARD	488	All Mechanical and Plumbing R/I signed off	1	28MAR11	28MAR11
KHS&S	498	Drywall basement to Level 1.5 Mezz	4	29MAR11	01APR11
KHS&S	508	Taping level 4 finish	5	13MAY11	19MAY11
KHS&S	518	Texture walls for paint	2	20MAY11	23MAY11
Stair #3B					
KHS&S	578	Tape and finish level 4 Stairwell B up to 6	5	24MAR11	30MAR11
MOJAVE	118	All Electrical R/I signed off Complete	1	28MAR11	28MAR11
BOMBARD	528	All Mechanical and Plumbing R/I signed off	1	29MAR11	29MAR11
KHS&S	538	Drywall basement to Level 5	4	30MAR11	04APR11
KHS&S	548	T&M work starts for added layers B up to 6.	1	05APR11	05APR11
KHS&S	558	Build scaffold on level 6	1	06APR11	06APR11
KHS&S	568	Drywall level 6 and T&M added layers on 6	4	07APR11	12APR11
KHS&S	598	Texture walls for paint	2	20MAY11	23MAY11
KHS&S	628	Take down Scaffold on level 6	1	24MAY11	24MAY11
Stair #4					
ALL SUBS	648	Complete stair 4 100% ready for paint	5	05APR11	11APR11
Stair #5					
ALL SUBS	668	Complete stair 5 100% ready for paint	5	12APR11	18APR11
Stair # 6					
MOJAVE	638	Pull conductors on wall for Lights	3	11MAY11	13MAY11
COMMERCIAL	898	Install Waterproofing	5	11MAY11	17MAY11
MOJAVE	878	Install Lights	5	16MAY11	20MAY11
COMMERCIAL	908	Install Pavers	10	18MAY11	01JUN11
SME	888	Install Handrails	5	23MAY11	27MAY11
5' Wall Leave Out @ Curtain Wall					
Area A					
Area A 5' Leave Out Crew					
KHS&S	48	Crew to start working counter clockwise	1	29APR11	29APR11
KHS&S	388	Frame knee wall	3	29APR11	03MAY11

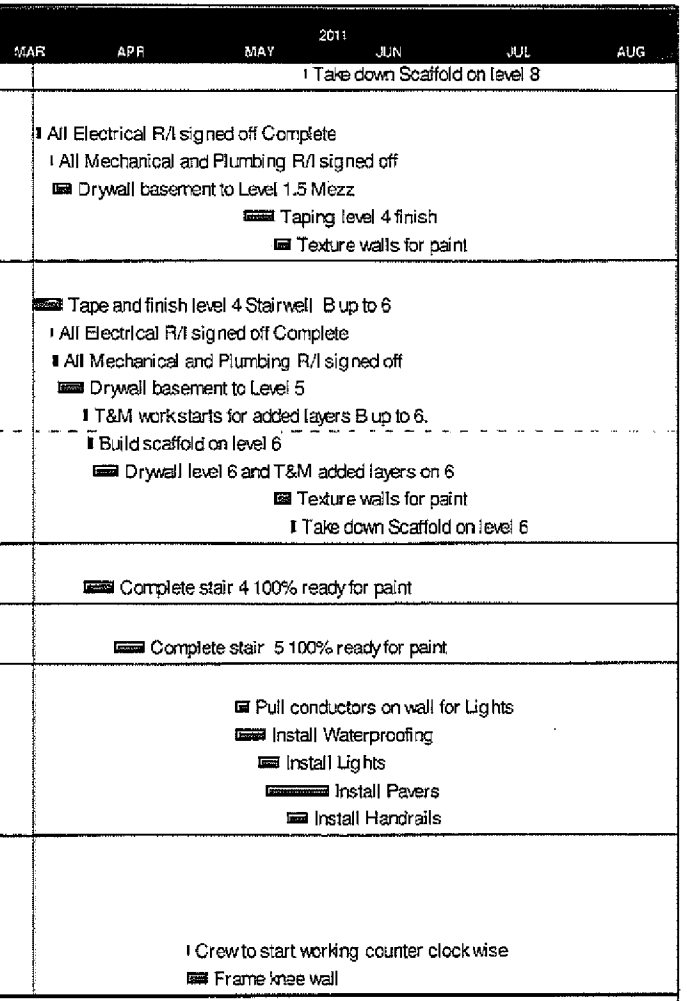

Run date 10MAY11
Page number 16A
© Primavera Systems, Inc.

The Whiting-Turner Contracting Co.
LVCH 4 Week Schedule

Early bar
Progress bar
Critical bar
Summary bar
Start milestone point
Finish milestone point

Responsibility	Act ID	Description	Orig Dur	Early Start	Early Finish
MOJAVE	478	Electrical rough in at knee wall	3	29APR11	03MAY11
KHS&S	758	Frame Mecho shade soffit	4	29APR11	04MAY11
KHS&S	778	Frame 5' leave out wall	2	29APR11	02MAY11
SW SUN CNT	779	Field Measure Mecho Shades	1	29APR11	29APR11
MOJAVE	868	Electrical rough in at leave out wall	3	03MAY11	05MAY11
KHS&S	918	Hang all drywall	5	06MAY11	12MAY11
KHS&S	928	Tape walls/ ceilings to level 4	5	13MAY11	19MAY11
KHS&S	938	Mask and spray texture	5	17MAY11	23MAY11
KHS&S	948	Prime and paint walls / ceilings	5	19MAY11	25MAY11
SW SUN CNT	929	Install Mecho Shade pockets	3	20MAY11	24MAY11
MOJAVE	2178	Install electrical trim, cover plates .	1	26MAY11	26MAY11
KHS&S	2728	Install Suspended Ceiling System	5	27MAY11	03JUN11
Area B 5' Leave Out Crew					
KHS&S	B-100	Crew to start working counter clockwise	1	04MAY11	04MAY11
KHS&S	B-130	Frame Mecho shade soffit	4	05MAY11	10MAY11
KHS&S	B-140	Frame 5' leave out wall	2	05MAY11	06MAY11
MOJAVE	B-150	Electrical rough in at leave out wall	1	06MAY11	06MAY11
SW SUN CNT	B-141	Field Measure Mecho Shades	1	09MAY11	09MAY11
KHS&S	B-160	Hang all drywall	2	09MAY11	10MAY11
SW SUN CNT	B-161	Install Mecho Shade pockets	3	11MAY11	13MAY11
KHS&S	B-170	Tape walls/ ceilings to level 4	5	11MAY11	17MAY11
KHS&S	B-180	Mask and spray texture	2	18MAY11	19MAY11
KHS&S	B-190	Prime and paint walls / ceilings	3	20MAY11	24MAY11
MOJAVE	B-200	Install electrical trim, cover plates .	1	25MAY11	25MAY11
KHS&S	B-210	Install Suspended Ceiling System	5	01JUN11	07JUN11
Area A 5' Leave Out Crew					
KHS&S	C-100	Crew to start working counter clockwise	1	10MAY11	10MAY11
KHS&S	C-110	Frame knee wall	3	10MAY11	12MAY11
MOJAVE	C-120	Electrical rough in at knee wall	3	10MAY11	12MAY11
KHS&S	C-130	Frame Mecho shade soffit	4	10MAY11	13MAY11
KHS&S	C-140	Frame 5' leave out wall	2	10MAY11	11MAY11
SW SUN CNT	C-141	Field Measure Mecho Shades	1	12MAY11	12MAY11

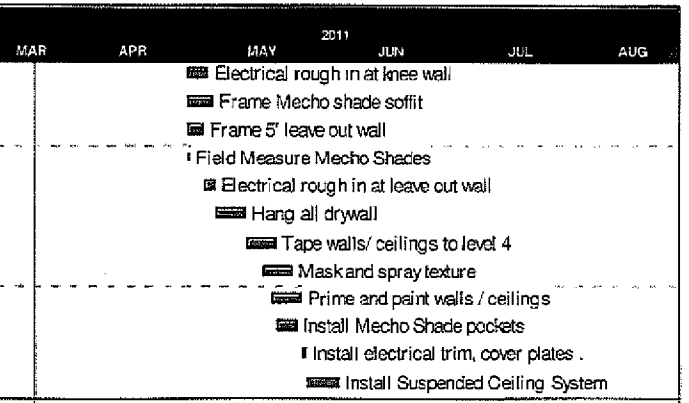

Run date 10MAY11
Page number 17A
© Primavera Systems, Inc.

The Whiting-Turner Contracting Co.
LVCH 4 Week Schedule

Early bar
Progress bar
Critical bar
Summary bar
Start milestone point
Finish milestone point

MOJ01892
JA 00005668

Responsibility	Act ID	Description	Orig Dur	Early Start	Early Finish
MOJAVE	C-150	Electrical rough in at leave out wall	1	12MAY11	12MAY11
KHS&S	C-160	Hang all drywall	2	13MAY11	16MAY11
SW SUN CNT	C-161	Install Mecho Shade pockets	3	17MAY11	19MAY11
KHS&S	C-170	Tape walls/ ceilings to level 4	5	17MAY11	23MAY11
KHS&S	C-180	Mask and spray texture	2	24MAY11	25MAY11
KHS&S	C-190	Prime and paint walls / ceilings	3	26MAY11	31MAY11
MOJAVE	C-200	Install electrical trim, cover plates .	1	01JUN11	01JUN11
KHS&S	C-210	Install Suspended Ceiling System	5	02JUN11	08JUN11
Area B 5' Leave Out Crew					
KHS&S	2-100	Crew to start working counter clockwise	1	13MAY11	13MAY11
KHS&S	2-110	Frame knee wall	3	13MAY11	17MAY11
MOJAVE	2-120	Electrical rough in at knee wall	3	13MAY11	17MAY11
KHS&S	2-130	Frame Mecho shade soffit	4	13MAY11	18MAY11
KHS&S	2-140	Frame 5' leave out wall	2	13MAY11	16MAY11
SW SUN CNT	2-141	Field Measure Mecho Shades	1	17MAY11	17MAY11
MOJAVE	2-150	Electrical rough in at leave out wall	1	17MAY11	17MAY11
KHS&S	2-160	Hang all drywall	2	18MAY11	19MAY11
SW SUN CNT	2-161	Install Mecho Shade pockets	3	20MAY11	24MAY11
KHS&S	2-170	Tape walls/ ceilings to level 4	5	20MAY11	26MAY11
KHS&S	2-180	Mask and spray texture	2	27MAY11	31MAY11
KHS&S	2-190	Prime and paint walls / ceilings	3	01JUN11	03JUN11
MOJAVE	2-200	Install electrical trim, cover plates .	1	06JUN11	06JUN11
KHS&S	2-210	Install Suspended Ceiling System	5	07JUN11	13JUN11
Electrical Distribution/Termination Activities					
Single Line Distribution					
MOJAVE	88	Lock Out Tag Out proceedure is Active	1	24MAR11	24MAR11
MOJAVE	258	MSA and MSB Main Distribution Panels HOT	1	25MAR11	25MAR11
MOJAVE	268	MSB Hot to Panel HDPRBA level 8 hot to pumps	1	29MAR11	29MAR11
MOJAVE	798	Hampton Tedder Tested out all Gear	3	05MAY11	09MAY11
Generator Start Up					
MOJAVE	808	Install Breakers to Block Heaters	2	02MAY11	03MAY11
MOJAVE	2158	Pull Wire between PSG and Generator	3	02MAY11	04MAY11

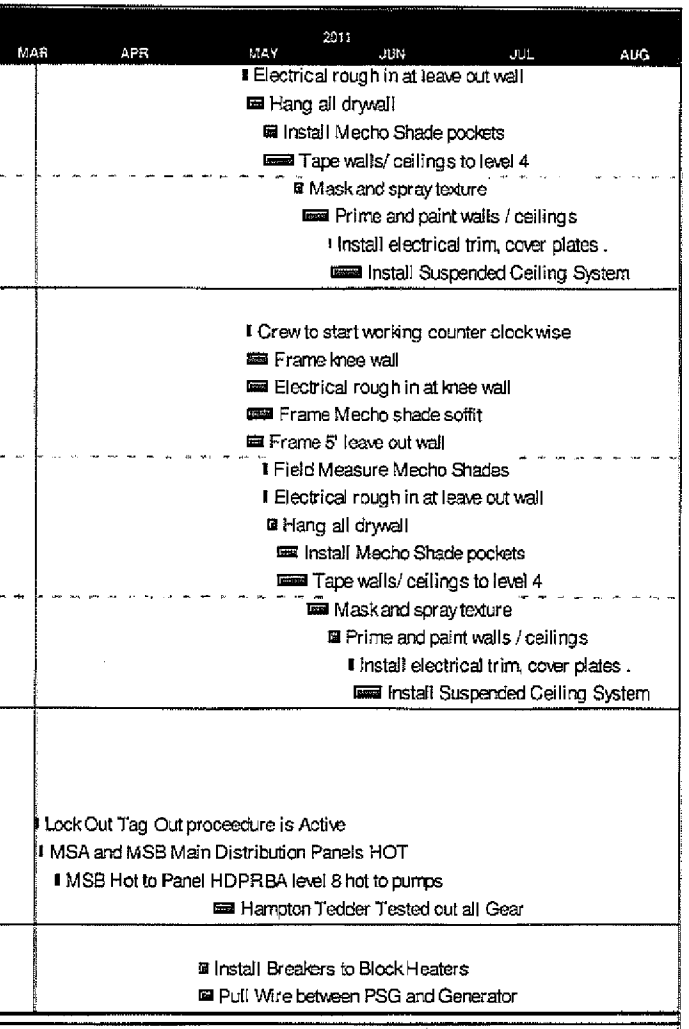

Run date 10MAY11
Page number 18A
© Primavera Systems, Inc.

The Whiting-Turner Contracting Co.
LVCH 4 Week Schedule

Early bar
Progress bar
Critical bar
Summary bar
Start milestone point
Finish milestone point

Responsibility	Act ID	Description	Orig Dur	Early Start	Early Finish
MOJAVE	2168	Install Internal components in Generator	4	02MAY11	05MAY11
MOJAVE	2468	Terminate and land conductors in PSG.	3	06MAY11	10MAY11
MOJAVE	2478	Install Remote Shunt Trip Station	4	06MAY11	11MAY11
MOJAVE	2488	Load Test Generator	5	06MAY11	12MAY11
Fire Alarm System					
MOJAVE	2148	Install Power to VAV's Basement thru Level 8	15	02MAY11	20MAY11
MOJAVE	2498	Install Fire Alarm suspended Ceiling Basement	5	09MAY11	13MAY11
MOJAVE	2508	Install Fire Alarm suspended Ceiling Level 1	5	16MAY11	20MAY11
MOJAVE	2548	R/I Fire Alarm in Fire Comand Room	5	18MAY11	24MAY11
MOJAVE	2518	Install Fire Alarm suspended Ceiling Level 2	5	23MAY11	27MAY11
MOJAVE	2528	Install Fire Alarm suspended Ceiling Level 3	5	31MAY11	06JUN11
MOJAVE	2538	Install Fire Alarm suspended Ceiling Level 4	5	07JUN11	13JUN11
8th Floor Electrical Distribution Panel Make Up					
MOJAVE	259	Level 8 Mech Room Weather tight for Inspector.	1	28MAR11	28MAR11
BOMBARD	308	Boiler's wired for wrong voltage, RFI 0631	1	29MAR11	29MAR11
MOJAVE	278	Power Pumps to operate Flush level 8 HOT	1	30MAR11	30MAR11
MOJAVE	698	RFI 0631 powers Boiler pumps 7-12 from LRBA	1	30MAR11	30MAR11
MOJAVE	288	Power panels level 8 Hot to bumb Mech Equipment	1	31MAR11	31MAR11
MOJAVE	708	Panel LRBA-Circuits 22 thru 42, in Rm. 808	1	31MAR11	31MAR11
MOJAVE	718	Install conduit & pull wires, pumps to panel	3	02MAY11	04MAY11
MOJAVE	728	Terminate wires for pumps in panel LRBA	2	05MAY11	06MAY11
MOJAVE	738	Pumps are internal with boilers now	1	09MAY11	09MAY11
MOJAVE	748	Boiler pumps 7-12 Hot	1	10MAY11	10MAY11
MOJAVE	788	All Panels 8th floor hot	5	11MAY11	17MAY11
Mechanical Start Up					
Towers					
Cooling Tower					
BOMBARD	588	Complete Make up Water to C-Tower	4	02MAY11	05MAY11
BOMBARD	678	Cooling Tower started	5	06MAY11	12MAY11
BOMBARD	768	Terminate controls to Cooling Tower	5	06MAY11	12MAY11
BOMBARD	2558	BP-1 installed and circulating water to Tower	2	13MAY11	16MAY11
Boilers					
BOMBARD	589	Install inhibitor in hot water lines	10	02MAY11	13MAY11

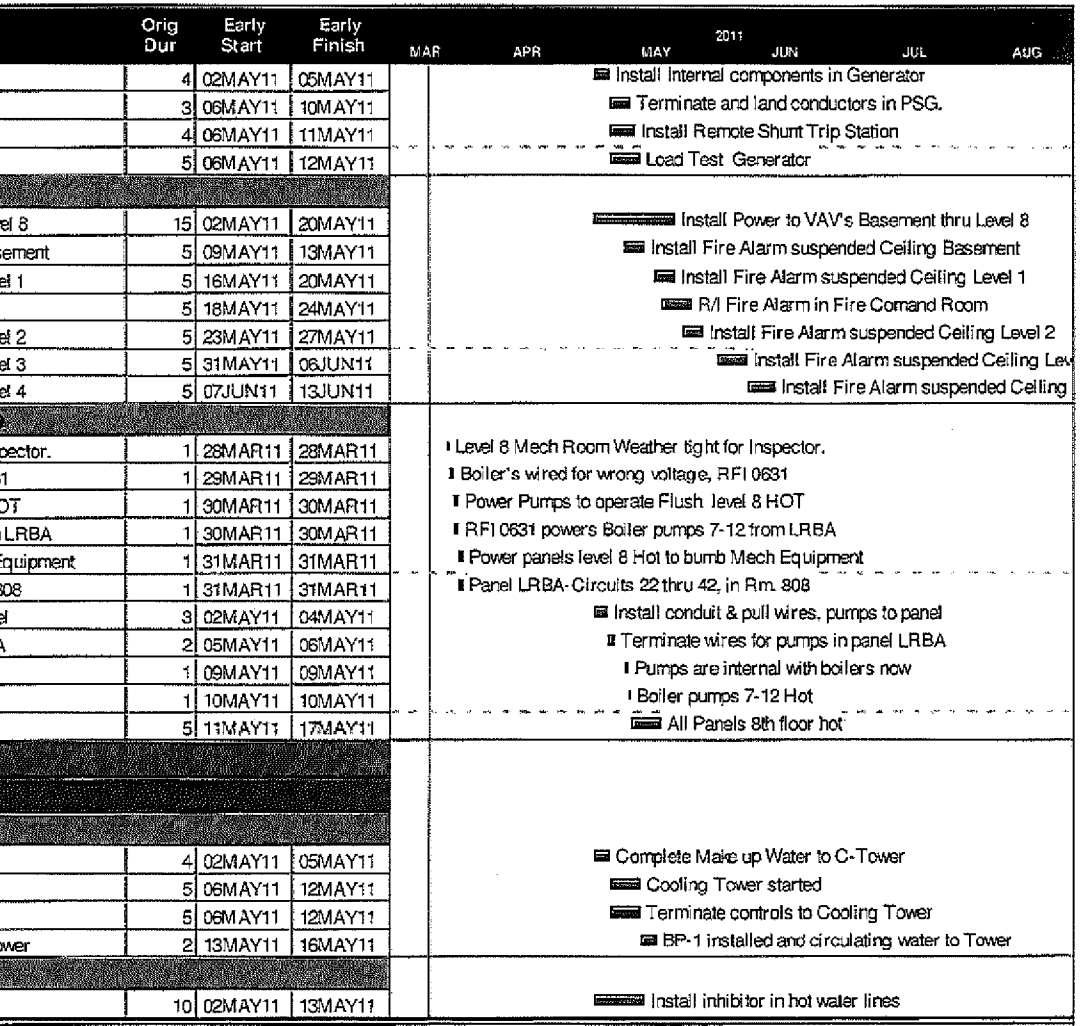

Run date 10MAY11
Page number 19A
© Primavera Systems, Inc.

The Whiting-Turner Contracting Co.
LVCH 4 Week Schedule

Early bar
Progress bar
Critical bar
Summary bar
Start milestone point
Finish milestone point

Responsibility	Act ID	Description	Orig Dur	Early Start	Early Finish
BOMBARD	639	Install Water Heaters	2	02MAY11	03MAY11
BOMBARD	649	Install all Flues for gas Heated equipment	5	03MAY11	09MAY11
BOMBARD	659	Finish Final Water Line connection to Water Htrs	3	03MAY11	05MAY11
BOMBARD	688	Boilers started	5	09MAY11	13MAY11
BOMBARD	599	Install Final chemical	5	16MAY11	20MAY11
BOMBARD	609	Install Gas Metering of Boilers	2	23MAY11	24MAY11
BOMBARD	619	State Boiler Inspector to inspect Gas Hook Up	1	25MAY11	25MAY11
SOUTH WGAS	629	Recieve Green Tag for Gas Meeter	1	26MAY11	26MAY11
Chillers					
BOMBARD	590	Install Final Chemical in chill water system	1	02MAY11	02MAY11
BOMBARD	600	Install gauges, temp sensors, controls	5	03MAY11	09MAY11
Air Handling Units					
MOJAVE	858	Install all VFD's on Level 8 100% completed	10	30MAR11	12APR11
BOMBARD	828	FC-32,29,31,30,33,26,25,27,28 Started	5	09MAY11	13MAY11
BOMBARD	838	WSHP-12 Started	3	10MAY11	12MAY11
BOMBARD	848	CCF-1 and 3 started	3	11MAY11	13MAY11
MOJAVE	601	All VFD's powered	5	16MAY11	20MAY11
BOMBARD	591	Start Air Handling Units 1-6	15	02JUN11	22JUN11
Evaporative Cooler					
BOMBARD	603	Repair damaged panel doors	1	03MAY11	03MAY11
BOMBARD	613	Install Domestic water and hot water lines	1	04MAY11	04MAY11
BOMBARD	623	Talk to inspector correction notice on PVC	1	05MAY11	05MAY11
BOMBARD	818	EC-1 Started	5	09MAY11	13MAY11
BOMBARD	593	Replace damaged disconnect	1	23JUN11	23JUN11
Smoke Intake/Exhaust Shaft Enclosures					
General Area					
BOMBARD	298	Completed	5	04MAY11	10MAY11
Chill Hot/Gas Domestic Riser Shafts					
Level 1					
General Area					
BOM & MOJA	108	complete with added PV Conduit installed	10	04MAY11	17MAY11

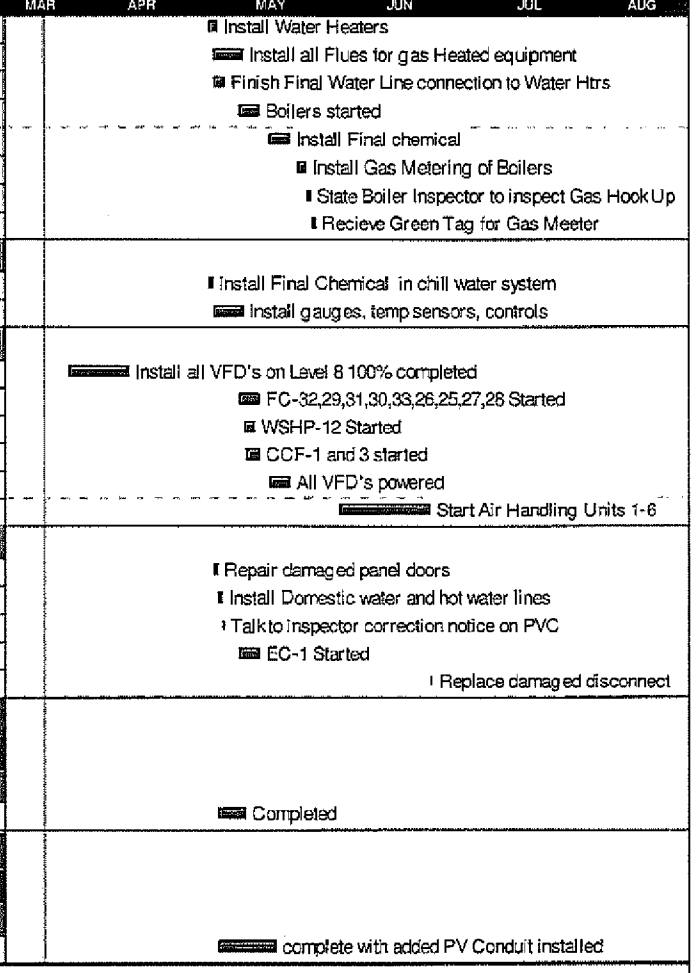

Run date 10MAY11
Page number 20A
© Primavera Systems, Inc.

The Whiting-Turner Contracting Co.
LVCH 4 Week Schedule

Early bar
Progress bar
Critical bar
Summary bar
Start milestone point
Finish milestone point

Responsibility	Act ID	Description	Orig Dur	Early Start	Early Finish
Elevators 1-4					
General Area					
MOJAVE	128	Supply power to elevator 3 and 4	1	13APR11	13APR11
OTIS	131	Complete Rail Installation 1-4	20	13APR11	10MAY11
MOJAVE	158	Supply power to Elevators 7 and 8	2	13APR11	14APR11
OTIS	132	Hoistway Entrance & Jamb Installation 1-4	20	11MAY11	08JUN11
OTIS	168	Elevator Rail installation 7 & 8	15	11MAY11	01JUN11
OTIS	178	Hoistway wiring & Cab shell installation 7 & 8	10	13MAY11	26MAY11
OTIS	138	Hoistway wiring & Cab shell installation 1-4	19	09JUN11	06JUL11
OTIS	208	Start Cab Insteriors	25	15JUL11 *	18AUG11
OTIS	221	Drop Test and Ispections	2	19AUG11	22AUG11
Interior Finish Build Out					
BASEMENT					
Area A					
001 Parking					
ALL SUBS	78	Clear out all material	5	27APR11	03MAY11
URATA	81	sack and patch roof, level B class finish	5	04MAY11	10MAY11
URATA	87	Clean off all overhead MEP	5	04MAY11	10MAY11
KHS&S	304	paint walls and ceiling and utilities	10	11MAY11	24MAY11
MOJAVE	344	Install Lighting	5	25MAY11	01JUN11
BOMBARD	474	Install register and grills	5	02JUN11	08JUN11
002 Storage					
KHS&S	84	Paint Walls	1	13APR11	13APR11
KHS&S	904	Install Install suspended ceiling	1	14APR11	14APR11
MOJAVE	944	Install light fixtures	1	15APR11	15APR11
MOJAVE	964	Trim out electrical outlets and switches	1	18APR11	18APR11
MOJAVE	974	Install Fire alarm	1	19APR11	19APR11
MOJAVE	984	Power fed out of panel , in E room	1	20APR11	20APR11
MOJAVE	994	Install hvac diffusers, supply and return	1	21APR11	21APR11
MOJAVE	1004	VAV , AHU Powered out of room, panel	1	22APR11	22APR11
DH PACE	1014	Install door and hardware	1	25APR11	25APR11

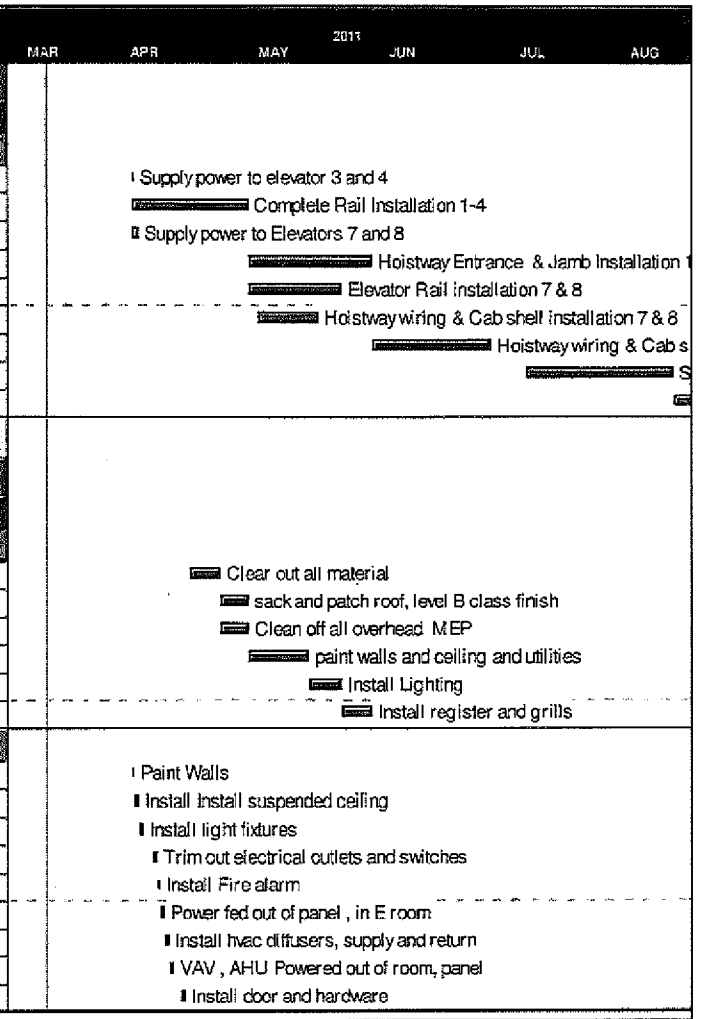

Run date 10MAY11
Page number 21A
© Primavera Systems, Inc.

The Whiting-Turner Contracting Co.
LVCH 4 Week Schedule

Early bar
Progress bar
Critical bar
Summary bar
Start milestone point
Finish milestone point

Responsibility	Act ID	Description	Orig Dur	Early Start	Early Finish
J&R	1024	Install flooring	1	26APR11	26APR11
J&R	1034	Install rubber base	1	27APR11	27APR11
9005 Telecom					
KHS&S	114	Install fire treated plywood on all walls	4	31MAR11	05APR11
MOJAVE	674	Install telecom Ladder Racks	2	06APR11	07APR11
MOJAVE	684	Install telephone outlet on South wall	1	06APR11	06APR11
MOJAVE	704	Install Voice Termination A/ T4.01 S.Wall	1	06APR11	06APR11
MOJAVE	1984	Install O.H. C1 lights fed out of EHBA-10	1	06APR11	06APR11
MOJAVE	1994	Install switch on East wall	1	06APR11	06APR11
MOJAVE	2014	Install 3 wall outlets	1	06APR11	06APR11
MOJAVE	2024	Install 8 outlets to center ladder rack	1	06APR11	06APR11
MOJAVE	2034	R/I Electrical CRAH-6	1	06APR11	06APR11
MOJAVE	2044	Install space sensor south wall	1	07APR11	07APR11
BOMBARD	2064	R/I Control conduit and cable to CRAH-6	1	07APR11	07APR11
MOJAVE	2084	Install RF-2 on Floor	2	04MAY11	05MAY11
MOJAVE	2094	Install Door Hardware, space lockable	1	06MAY11	06MAY11
MOJAVE	2104	Install 3 Data Racks	1	06MAY11	06MAY11
MOJAVE	2114	Install 1 CCTV Rack	1	06MAY11	06MAY11
MOJAVE	2124	Install Data and CCTV Cabinets	1	06MAY11	06MAY11
MOJAVE	2134	Terminate cables into Cabinets	1	06MAY11	06MAY11
MOJAVE	2234	DMARC is on North Wall	1	06MAY11	06MAY11
MOJAVE	2244	Grounding Buss Bar on North west wall	1	06MAY11	06MAY11
MOJAVE	MOJA	Pull conductors & terminate XHBA-19,21,23	5	06MAY11	12MAY11
9013 Elevator Control					
MOJAVE	184	Pull Control Wire to WSHP-16	1	31MAR11	31MAR11
MOJAVE	2054	WSHP-16 fed out of EHBA 25-27-29	1	01APR11	01APR11
MOJAVE	2254	Remove Temp Power	1	04APR11	04APR11
MOJAVE	2264	Install Permanent power to Elev. Control Panel	1	05APR11	05APR11
MOJAVE	2274	Install Permanent power to Lights	1	06APR11	06APR11
KHS&S	2284	Patch Temp power holes in walls	1	07APR11	07APR11
KHS&S	2294	Paint walls	2	08APR11	11APR11
W-T	2304	Clean and Seal Exposed Concrete floor	1	12APR11	12APR11
9027 Mechanical					
BOMBARD	644	Install access door cover on Trap Primer	1	04APR11	04APR11

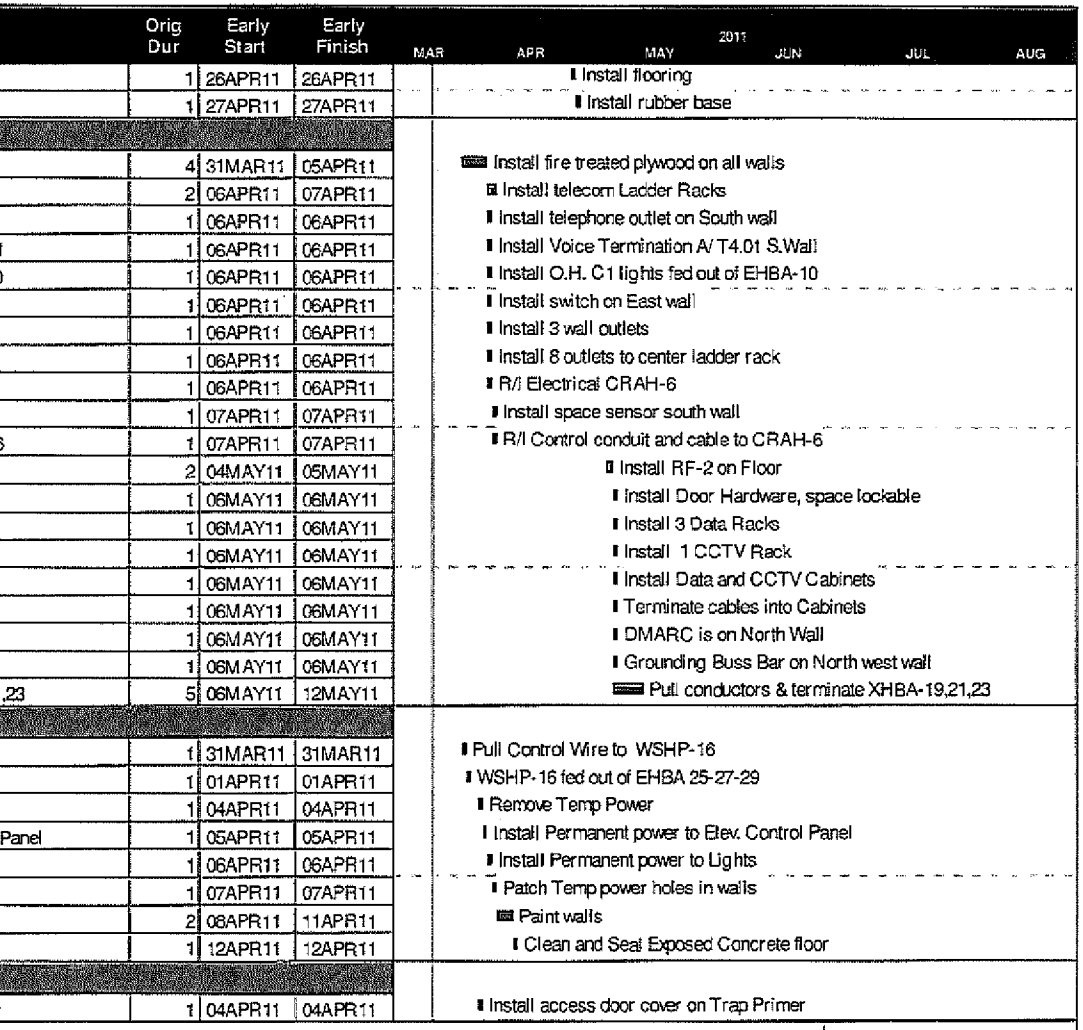

Run date 10MAY11
Page number 22A
© Primavera Systems, Inc.

The Whiting-Turner Contracting Co.
LVCH 4 Week Schedule

Early bar
Progress bar
Critical bar
Summary bar
Start milestone point
Finish milestone point

Responsibility	Act ID	Description	Orig Dur	Early Start	Early Finish
BOMBARD	2644	Complete chill water connections to CRAH-15	2	04APR11	05APR11
MOJAVE	2654	CRAH-15 fed out of panel XHBA-32-34-36	1	04APR11	04APR11
MOJAVE	2734	Install Chill water lines to AHU-1	2	04APR11	05APR11
MOJAVE	2664	Install non fused disconnect	1	05APR11	05APR11
MOJAVE	2674	Install power to nonfused disconnect	1	05APR11	05APR11
MOJAVE	2684	R/I and terminate controls to CRAH-15	1	05APR11	05APR11
KHS&S	2794	Remove drywall at return air Duct opening	1	05APR11	05APR11
KHS&S	2804	Drywall tape and finish	1	05APR11	05APR11
MOJAVE	2694	Install Sump pump	1	06APR11	06APR11
MOJAVE	2704	Power sump pump out of panel XLBA4	1	06APR11	06APR11
MOJAVE	2714	Install VFD for AHU-1 fed out of HBBA-37-39-41	1	06APR11	06APR11
MOJAVE	2724	Power VFD	2	06APR11	07APR11
BOMBARD	2814	Install Duct Liner at return opening in wall	1	06APR11	06APR11
MOJAVE	2824	Complete Fire Alarm installation	1	07APR11	07APR11
MOJAVE	2744	Pull wire and terminate to Trap primer	1	08APR11	08APR11
MOJAVE	2754	Pull wire and terminate to CO2 Sensor Controller	1	08APR11	08APR11
BOMBARD	2764	CO2 Sensor Controller fed out of LBBBS	1	08APR11	08APR11
MOJAVE	2774	Install 6 C Type fixtures out of Panel LR6A	2	08APR11	11APR11
J&R	2834	Install missing cove base	1	08APR11	08APR11
MOJAVE	2784	Power light fixtures	1	11APR11	11APR11
KHS&S	2844	Patch and paint touch up walls	1	11APR11	11APR11
W-T	2854	Clean and seal concrete floors	1	12APR11	12APR11
0028 Standby Power					
MOJAVE	2864	Install 5 type C light fixtures	1	05APR11	05APR11
MOJAVE	2874	Power Light Fixtures out of EHBA-5	1	05APR11	05APR11
MOJAVE	2884	Install Wall outlets	1	05APR11	05APR11
MOJAVE	2894	Power Wall outlets	1	06APR11	06APR11
MOJAVE	2904	UPS w/ Battery Backup on West Wall	1	07APR11	07APR11
MOJAVE	2914	Pull conductors from UPS to XHDPA in Rm. 0030	2	07APR11	08APR11
MOJAVE	2924	Terminate and make up UPS	1	11APR11	11APR11
MOJAVE	2934	XFMR-T-UDBL, Bypass, UDBL, LBBC on E.Wall	1	11APR11	11APR11
MOJAVE	2944	Pull conductors from Bypass into MSB	2	11APR11	12APR11
MOJAVE	2964	Connect &Pull T-UDBL to UDBL	1	11APR11	11APR11
MOJAVE	2974	All pulls out of UDBL to basement pumps complete	1	11APR11	11APR11

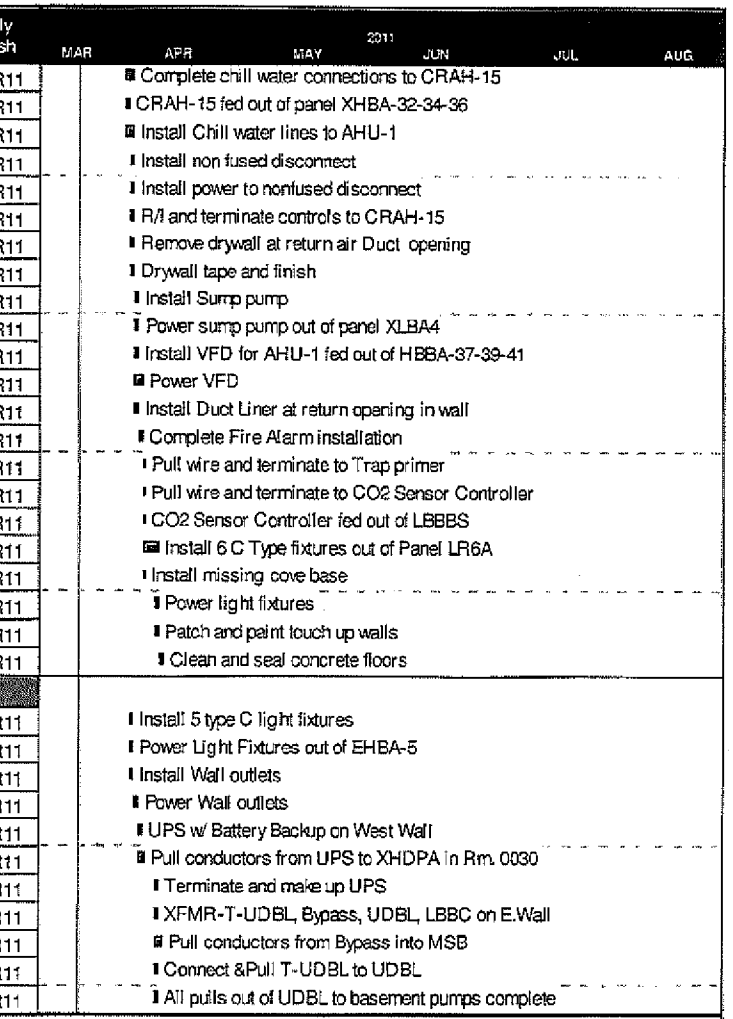

Run date 10MAY11
Page number 23A
© Primavera Systems, Inc.

The Whiting-Turner Contracting Co.
LVCH 4 Week Schedule

Early bar
Progress bar
Critical bar
Summary bar
Start milestone point
Finish milestone point

Responsibility	Act ID	Description	Orig Dur	Early Start	Early Finish
MOJAVE	3004	Pull conductor from LBBC to LDPBRA	2	11APR11	12APR11
BOMBARD	3034	Finish install of HVAC Duct and install grills	1	11APR11	11APR11
W-T	3044	Clean and seal floor	1	12APR11	12APR11
MOJAVE	2954	Connect and pull conductors from T-UDBL to Bypas	1	13APR11	13APR11
0037 Mens Locker/Showers					
VENTURA	404	Complete Ceramic tile floors and walls	4	05APR11	08APR11
VENTURA	414	Install solid surface counter tops	1	04MAY11	04MAY11
BOMBARD	434	Install plumbing fixtures	5	05MAY11	11MAY11
0038 Women Locker/Showers					
VENTURA	424	Complete ceramic tile floors and walls	4	05APR11	08APR11
VENTURA	444	Install solid surface counter tops	1	04MAY11	04MAY11
BOMBARD	454	Install plumbing fixtures	5	05MAY11	11MAY11
0050 Communications Distribution HUB					
MOJAVE	634	Panel LBBD wire pulled/landed.	1	01APR11	01APR11
MOJAVE	1174	Panel ULCD, Pull conductors and make up panel	1	04APR11	04APR11
MOJAVE	1194	Wall outlets wire pulled, install outlets, trim	1	05APR11	05APR11
MOJAVE	1204	Wall swithces, pull wire, install switch.	1	06APR11	06APR11
MOJAVE	1214	Telecom wire pulled	1	07APR11	07APR11
N/A	1224	Ceiling is exposed to structure	1	08APR11	08APR11
KHS&S	1234	Paint door jamb and door	1	11APR11	11APR11
DH PACE	1244	Install door hardware	1	12APR11	12APR11
J&R	1254	Install flooring RF-2 and RB-1	1	02MAY11	02MAY11
0026 Sewage Ejector Pump					
ALL SUBS	774	Sweep out Room	1	06APR11	06APR11
KHS&S	2004	Prime and Paint Walls	2	07APR11	08APR11
KHS&S	2314	Prime and Paint Door and Frame	2	07APR11	08APR11
DH PACE	2324	Install Door Hardware, space lockable	1	11APR11	11APR11
BOMBARD	2334	Install 2 Sewage ejector pumps S.E.-1	1	12APR11	12APR11
BOMBARD	2344	Install pump lift rail system	1	12APR11	12APR11
BOMBARD	2354	Install pipe disconnect w/lifting chain	1	12APR11	12APR11
BOMBARD	2364	Install 5" vent stack	1	12APR11	12APR11

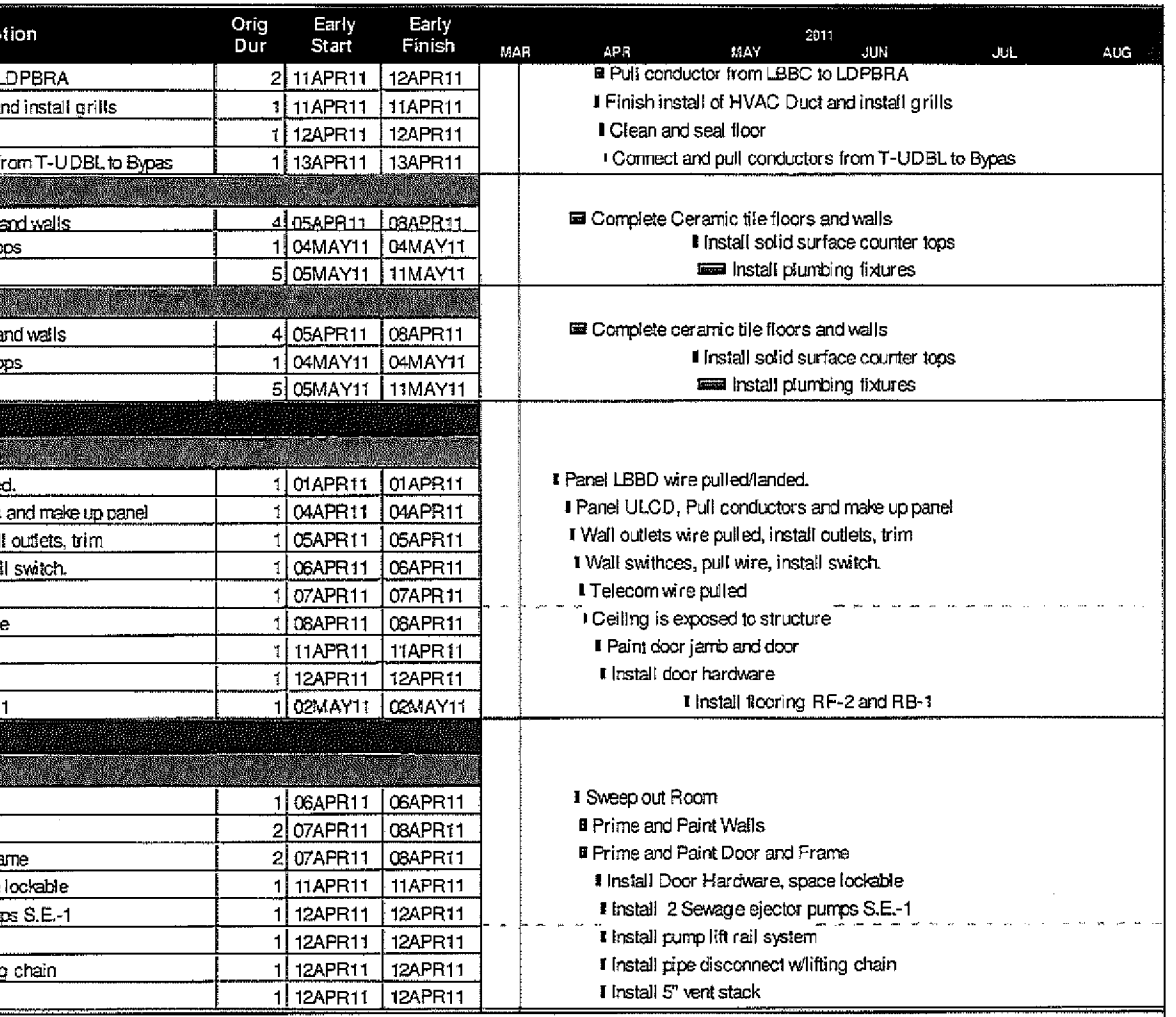

Run date 10MAY11
Page number 24A
© Primavera Systems, Inc.

The Whiting-Turner Contracting Co.
LVCH 4 Week Schedule

Early bar
Progress bar
Critical bar
Summary bar
Start milestone point
Finish milestone point

Responsibility	Act ID	Description	Orig Dur	Early Start	Early Finish
BOMBARD	2374	Install 4"Forced Main	1	13APR11	13APR11
BOMBARD	2384	Install 4x4x4 Tee connection manifold/above	1	13APR11	13APR11
BOMBARD	2394	Install 2 Plug Valves ontop of lid	1	13APR11	13APR11
BOMBARD	2404	Install swing check valves above lid	1	13APR11	13APR11
BOMBARD	2414	Insall level control assembly/ above lid	1	13APR11	13APR11
BOMBARD	2424	Install Nema 4x Aluminum J-Box w/conduit seal	1	13APR11	13APR11
BOMBARD	2434	Install electrical conduit seal at Nema J-box	1	13APR11	13APR11
BOMBARD	2444	Install conduit seal below lid at Nema J-box	1	13APR11	13APR11
BOMBARD	2454	Install SS Float Brackets and Floats	1	14APR11	14APR11
MOJAVE	2464	Pull power XHBA-31-33-35	2	15APR11	18APR11
MOJAVE	2474	Pull wire and terminate at disconnect	1	15APR11	15APR11
MOJAVE	2484	Pull and terminate wire from disconnect to pump	1	15APR11	15APR11
MOJAVE	2494	Install C Type light fixture wall type	1	15APR11	15APR11
MOJAVE	2504	R/I and terminate light power	1	15APR11	15APR11
BOMBARD	2534	Start Up Pump	1	18APR11	18APR11
0026A Fire Riser					
KHS&S	784	Prime and paint walls	2	13APR11	14APR11
KHS&S	2514	Prime and paint doors and frames	2	13APR11	14APR11
DH PACE	2524	Install door Hardware	1	15APR11	15APR11
MOJAVE	2544	Install wall light B Type fed from LRA1-1	1	15APR11	15APR11
MOJAVE	2554	Pull wire and terminate light switch	1	15APR11	15APR11
MOJAVE	2564	Install Non Fused Disconnect out of ELBA-14-16	1	15APR11	15APR11
MOJAVE	2574	Install Non Fused Disconnect out of ELBA-18-20	1	15APR11	15APR11
MOJAVE	2584	Install wall outlet fed from LBBA-8	1	15APR11	15APR11
WESTERN	2594	Install 2 Flow switches	1	18APR11	18APR11
WESTERN	2604	Install 2 tamper switches	1	18APR11	18APR11
MOJAVE	2614	Install smoke detector	1	18APR11	18APR11
MOJAVE	2624	Install Fire alarm speaker w/ ADA Strobe	1	18APR11	18APR11
MOJAVE	2634	Pull Fire alarm cable and terminate devices	2	19APR11	20APR11
0029 Emergency Electrical					
MOJAVE	754	Install 3 type C fixtures	1	06APR11	06APR11
KHS&S	3124	Complete drywall around Door, CRA 178	1	06APR11	06APR11
KHS&S	3134	Tape and finish door relocation,CRA 178	1	06APR11	06APR11
KHS&S	3144	Paint wall at door relocation.	1	06APR11	06APR11

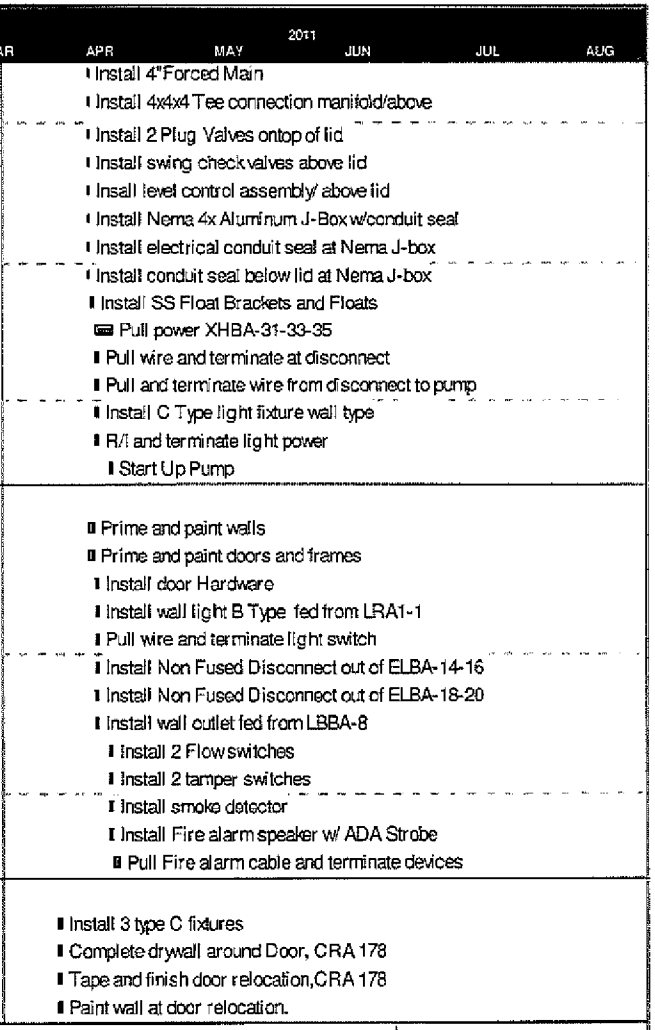

Run date 10MAY11
Page number 25A
© Primavera Systems, Inc.

The Whiting-Turner Contracting Co.
LVCH 4 Week Schedule

Early bar
Progress bar
Critical bar
Summary bar
Start milestone point
Finish milestone point

Responsibility	Act ID	Description	Orig Dur	Early Start	Early Finish
MOJAVE	2984	Power Light fixtures out of EHBA-5	1	07APR11	07APR11
DH PACE	3154	Hang Relocated Door. CRA 178	1	07APR11	07APR11
MOJAVE	2994	Run power to WSHP	1	08APR11	08APR11
KHS&S	3164	Paint Door	1	08APR11	08APR11
MOJAVE	3014	Pull wire and terminate EHBA-18	1	11APR11	11APR11
DH PACE	3174	Install Door Hardware	1	11APR11	11APR11
MOJAVE	3024	Pull wire and terminate XFRMR-ELBA	1	12APR11	12APR11
MOJAVE	3054	Connect and pull wire from ELBA to XFRMR-ELBA	1	12APR11	12APR11
MOJAVE	3064	Replace broken contactors	1	12APR11	12APR11
MOJAVE	3074	Terminate and make up Panel EHDPA	1	12APR11	12APR11
MOJAVE	3084	Complete all Hampton Tedder testing.	1	13APR11	13APR11
MOJAVE	3094	Energize all panels in room	1	14APR11	14APR11
MOJAVE	3104	Install closure piece at PSG, CRA 178	1	15APR11	15APR11
MOJAVE	3114	Complete wall R/I at Door relocation North wall	1	15APR11	15APR11
0051 Open Office					
BOMBARD	934	Connect 8" O.S.D. thru wall to 6" roof bubbler.	1	01APR11	01APR11
0053 Future Data Center					
MOJAVE	844	ULDD, ULDDS, ULDC, ULDC wire pulled/landed	1	06APR11	06APR11
MOJAVE	1274	Make up panels in room	1	07APR11	07APR11
MOJAVE	1284	Wall outlets wire pulled, install outlets, trim	1	08APR11	08APR11
MOJAVE	1294	Wall swithces, pull wire, install switch.	1	11APR11	11APR11
MOJAVE	1304	Telecom wire pulled	1	12APR11	12APR11
KHS&S	1314	Install suspended ceiling and ACT-1	1	02MAY11	02MAY11
KHS&S	1324	Paint door jamb and door	1	03MAY11	03MAY11
DH PACE	1334	Install door hardware	1	04MAY11	04MAY11
J&R	1344	Install flooring RF-2 and RB-1	1	05MAY11	05MAY11
0054 Computer Storage					
MOJAVE	824	Wall outlets wire pulled, install outlets, trim	1	07APR11	07APR11
MOJAVE	1434	Wall swithces, pull wire, install switch.	1	08APR11	08APR11
KHS&S	1444	Install suspended ceiling and ACT-2	1	02MAY11	02MAY11
KHS&S	1454	Paint door jamb and door	1	03MAY11	03MAY11
DH PACE	1464	Install door hardware	1	04MAY11	04MAY11

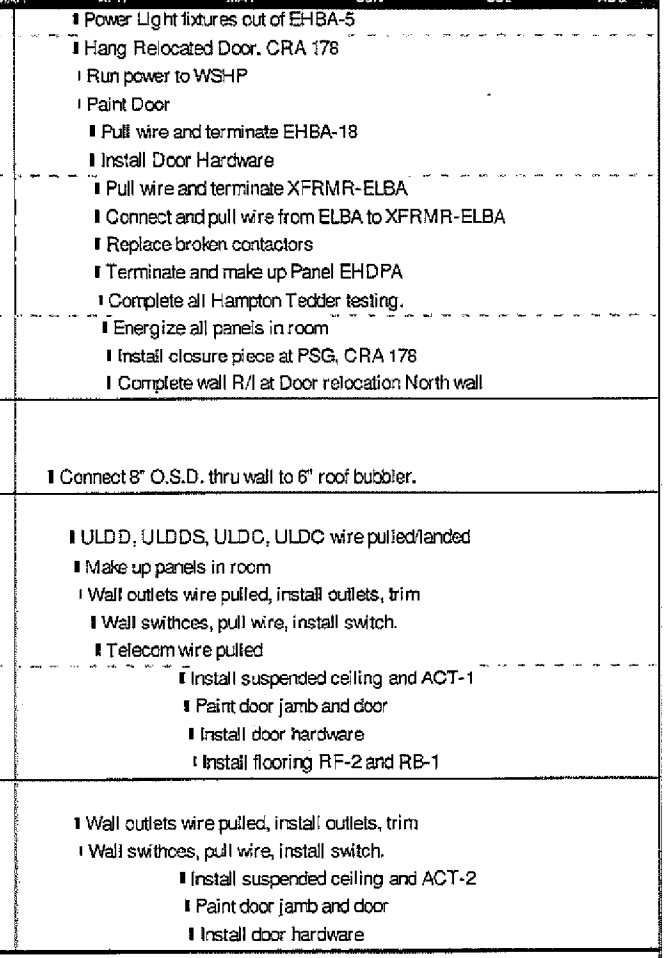

Run date 10MAY11
Page number 26A
© Primavera Systems, Inc.

The Whiting-Turner Contracting Co.
LVCH 4 Week Schedule

Early bar
Progress bar
Critical bar
Summary bar
Start milestone point
Finish milestone point

Responsibility	Act ID	Description	Orig Dur	Early Start	Early Finish
J&R	1474	Install flooring RF-1 and RB-1	1	05MAY11	05MAY11
0065 Data Center					
MOJAVE	834	ULDBS,ULOB,ULDA,ULDAS wire pulled/landed	1	08APR11	08APR11
MOJAVE	1374	Wall outlets wire pulled, install outlets, trim	1	11APR11	11APR11
MOJAVE	1384	Wall swithces, pull wire, install switch.	1	12APR11	12APR11
KHS&S	1394	Install suspended ceiling and ACT-1	1	13APR11	13APR11
KHS&S	1404	Paint door jamb and door	1	14APR11	14APR11
DH PACE	1414	Install door hardware	1	15APR11	15APR11
J&R	1424	Install flooring RF-2 and RB-1	1	02MAY11	02MAY11
LEVEL ONE					
1100					
1133 Fire Command Room					
KHS&S	172	Complete framing and drywall all walls	1	03MAY11	03MAY11
KHS&S	182	Tape and Mud all walls Level 4	5	04MAY11	10MAY11
KHS&S	192	Texture and Paint walls	3	05MAY11	09MAY11
HEINAMAN	202	Install store front system	2	10MAY11	11MAY11
MOJAVE	392	Install XLS Fire Alarm Battery Cabinet, W. Wall	1	10MAY11	10MAY11
MOJAVE	402	Install XLS Voice Communication Cabinet,W. Wall	1	10MAY11	10MAY11
MOJAVE	412	Install Smoke Control Panel, West Wall	1	10MAY11	10MAY11
MOJAVE	422	Install Smoke Control Graphic Display, W. wall	1	10MAY11	10MAY11
MOJAVE	432	Install Workstation , table , printer, W.wall	1	10MAY11	10MAY11
MOJAVE	442	Install Communication Unit Radios, North Wall	1	11MAY11	11MAY11
MOJAVE	452	Install Air Handling Status Contro, North Wall	1	11MAY11	11MAY11
MOJAVE	462	Install Generator Supervision, North Wall	1	11MAY11	11MAY11
MOJAVE	472	Install Fire Pump Status, North Wall	1	11MAY11	11MAY11
MOJAVE	482	Install Elevator Status, North Wall	1	11MAY11	11MAY11
W-T	212	Clean and Seal Concrete floor	1	12MAY11	12MAY11
MOJAVE	492	Install Emergency & Standby Status, N.wall	1	12MAY11	12MAY11
J&R	222	Install RB-1	1	13MAY11	13MAY11
MOJAVE	502	Install Panel ELFCC fed through T-ELFCC	1	13MAY11	13MAY11
MOJAVE	512	T-ELFCC Fed from EHDPA in Basement	1	13MAY11	13MAY11
MOJAVE	522	Pull all conductors and make up gear	2	16MAY11	17MAY11
MOJAVE	542	Install Fire Alarm	2	18MAY11	19MAY11

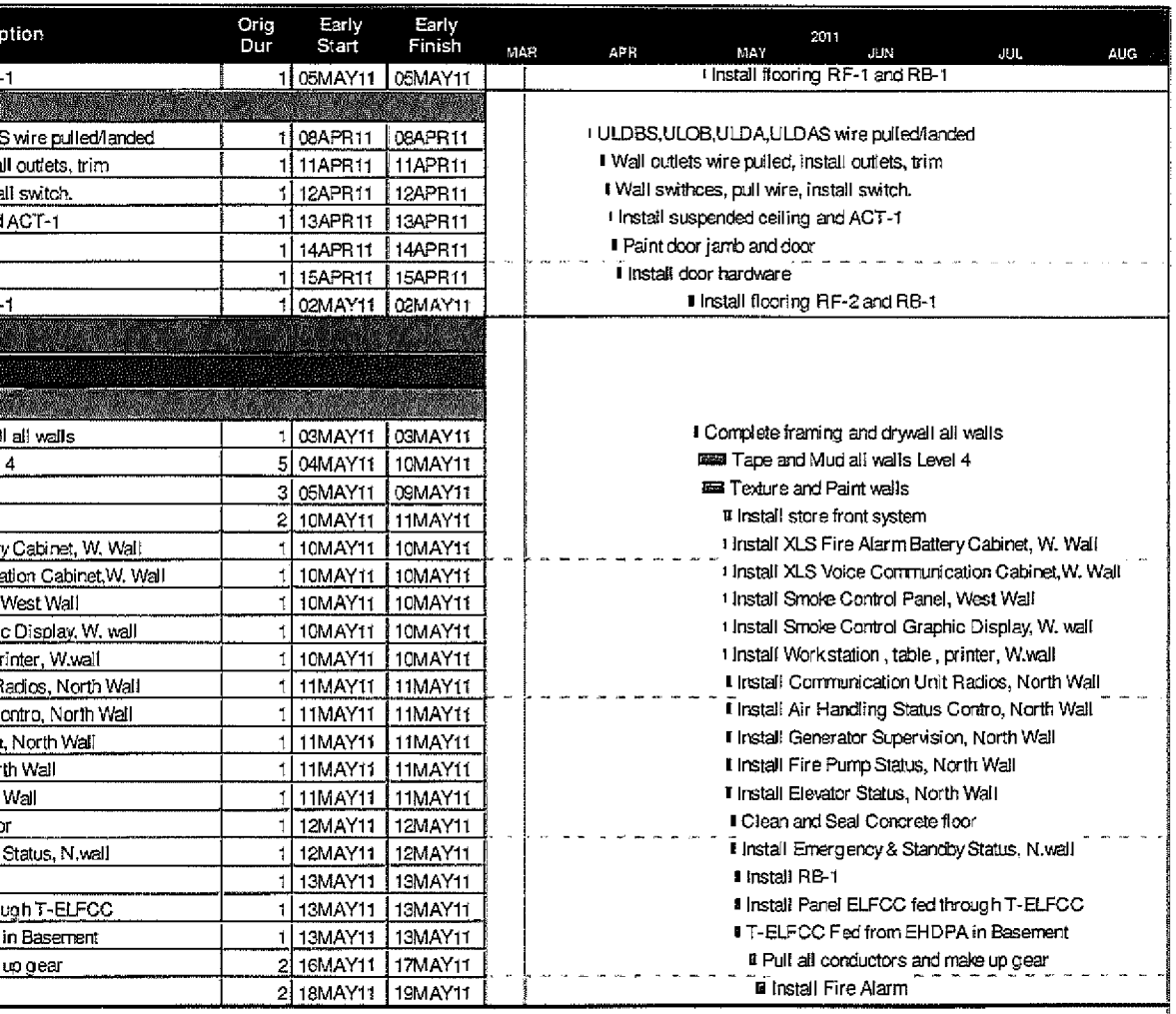

Run date 10MAY11
Page number 27A
© Primavera Systems, Inc.

The Whiting-Turner Contracting Co.
LVCH 4 Week Schedule

Early bar
Progress bar
Critical bar
Summary bar
Start milestone point
Finish milestone point

J56.1-500

Responsibility	Act ID	Description	Orig Dur	Early Start	Early Finish
MOJAVE	552	Install power to WSHP-1 out of ELFCC-3	1	20MAY11	20MAY11
MOJAVE	562	Install Power to WSHP-1 out of EHIA-22	1	20MAY11	20MAY11
MOJAVE	572	Install Power to UH-1 out of EHIA-16,18,20	1	20MAY11	20MAY11
MOJAVE	582	Install outlets and power out of ELFCC-1	1	23MAY11	23MAY11
MOJAVE	592	Install 5 Shunt trips on East Wall	2	23MAY11	24MAY11
MOJAVE	602	Shunt trips powered out of SEA, SEB, PSG, UPS,PV	1	23MAY11	23MAY11
MOJAVE	612	Pull conductors and make up shunt trips	1	24MAY11	24MAY11
W-T	722	Install plan taple w/ Direct Dial Tele. E.wall	1	25MAY11	25MAY11
KHS&S	732	Install White Board East Wall	1	26MAY11	26MAY11
W-T	742	Install plan rack, East Wall	1	27MAY11	27MAY11
1088 Studio					
KHS&S	443	Frame the Inner of the Outer Two walls	2	10MAY11	11MAY11
BOMBARD	453	Install Sound Insulation at duct 6/AI9.06.2	1	12MAY11	12MAY11
MOJAVE	463	Install Rated J-box in walls 6/AI9.08.1	1	12MAY11	12MAY11
MOJ. & BOM	473	R/I walls MEP	2	12MAY11	13MAY11
CITY INSP.	483	Inspect Walls	1	16MAY11	16MAY11
KHS&S	493	Install Backing - Curtain/Cable tray 18/AI9.10.1	1	17MAY11	17MAY11
KHS&S	503	Insulate Walls	1	17MAY11	17MAY11
KHS&S	513	Double Rock walls ,maintain 1" gap between walls	2	18MAY11	19MAY11
CITY INSP.	523	Inspect screw pattern drywall	1	20MAY11	20MAY11
KHS&S	533	Install accoustical sealant top & bottom @ walls	1	23MAY11	23MAY11
MOJAVE	543	Install Cable Tray system	2	23MAY11	24MAY11
1008 Electrical Room					
KHS&S	464	Tape and Finish Drywall.	5	08APR11	14APR11
KHS&S	1054	Paint walls.	3	15APR11	19APR11
J&R	1055	Install Rubber Base	1	20APR11	20APR11
DH PACE	1064	Install Door and Hardware, Room Lockable	2	21APR11	22APR11
KHS&S	1065	Paint Door and Frame	1	25APR11	25APR11
MOJAVE	1074	Install Fan Coil 31.	1	26APR11	26APR11
MOJAVE	1084	Install west wall Panels: HRBA,LRBA,XLRA	1	10MAY11	10MAY11

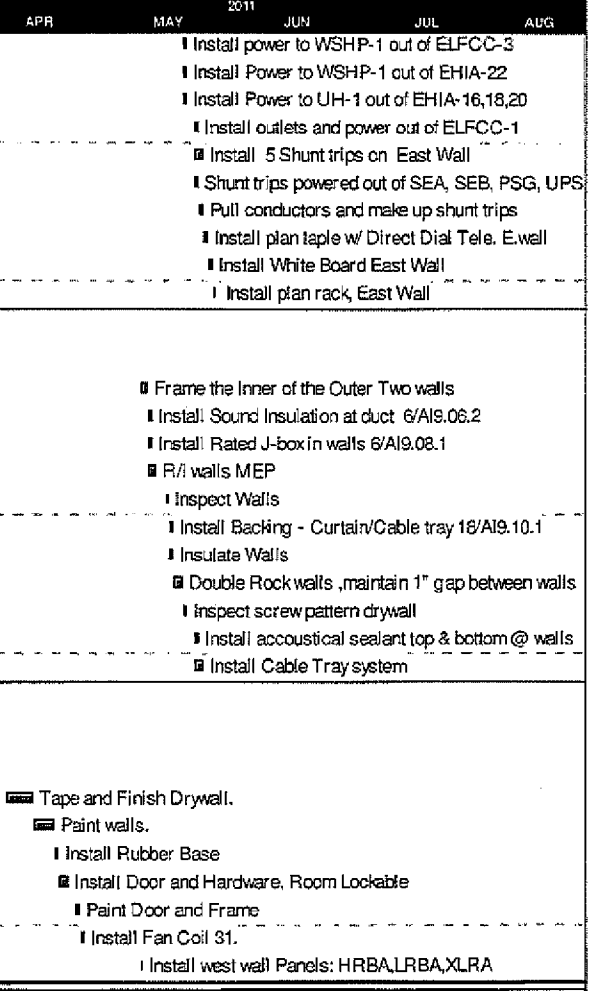

Run date 10MAY11
Page number 28A
© Primavera Systems, Inc.

The Whiting-Turner Contracting Co.
LVCH 4 Week Schedule

Early bar
Progress bar
Critical bar
Summary bar
Start milestone point
Finish milestone point

Responsibility	Act ID	Description	Orig Dur	Early Start	Early Finish
MOJAVE	1094	Install west wall XFMR T-XLRA, panel XHDPRA	1	10MAY11	10MAY11
MOJAVE	1104	Install north wall panel LRAA	1	10MAY11	10MAY11
MOJAVE	1114	Install east wall panels; HDPRBA,LRBA,HDPRAA	1	10MAY11	10MAY11
MOJAVE	1124	Install east wall XFMR T-LRBA, T-LRAA	1	10MAY11	10MAY11
MOJAVE	1134	Install PV Inverter	1	11MAY11	11MAY11
MOJAVE	1144	Install 120 volt Connection to satellite racks.	1	12MAY11	12MAY11
MOJAVE	1154	Fan Coil 31 powered out of Panel xlra-4	1	13MAY11	13MAY11
MOJAVE	1164	Trim out Outlet West wall, powered xlra-5.	1	16MAY11	16MAY11
?	1184	Seal Concrete Floors	1	17MAY11	17MAY11
LEVEL NINE					
Roof Activities					
COMMERCIAL	484	Install Single ply roofing	10	15JUN11	28JUN11
SITEWORK					
NORTH AREA SITE WORK					
Fire Pump Room 1158					
WESTAR	535	Jocky Pump running.	1	03MAY11	03MAY11
MOJAVE	725	Complete all electrical make up in Fire Pump rm	3	04MAY11	06MAY11
WESTAR	735	Complete all fire protection work in room	3	09MAY11	11MAY11
ALL SUBS	815	Room 100% complete	1	12MAY11	12MAY11
Loading Dock Service Yard					
SNP	55	Finish rough grade	2	15JUN11	16JUN11
URATA	56	Finish grade slab on Grade .	5	17JUN11	23JUN11
MOJAVE	57	R/I conduit for Electrical	2	20JUN11	21JUN11
FLIPPINS	66	Raise Manhole Lids to grade	1	20JUN11	20JUN11
PCS	585	Set Rebar at Slab on Grade.	1	22JUN11	22JUN11
URATA	595	Place Slab on Grade .	1	23JUN11	23JUN11
HEINAMAN	605	Install Gladding at Entry Gate Beams	10	24JUN11	08JUL11
U. BRASS	615	Install Gates	20	11JUL11	05AUG11
Utility Yard 1157					
HEINAMAN	365	Install Cladding at manual Gate Beam	10	11JUL11	22JUL11

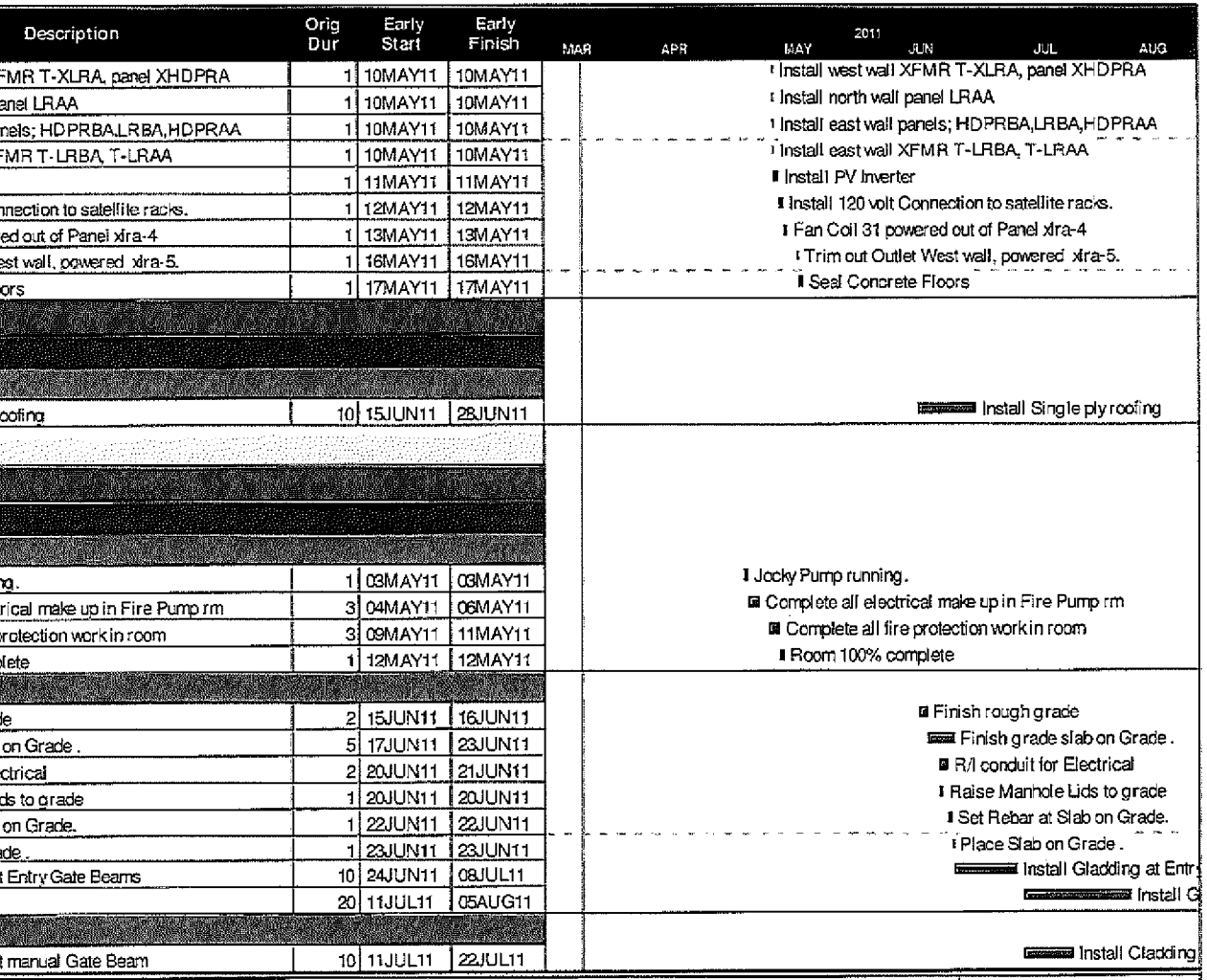

Run date 10MAY11
Page number 29A
© Primavera Systems, Inc.

The Whiting-Turner Contracting Co.
LVCH 4 Week Schedule

Early bar
Progress bar
Critical bar
Summary bar
Start milestone point
Finish milestone point

J56.1-502

MOJ01904
JA 00005680

Responsibility	Act ID	Description	Orig Dur	Early Start	Early Finish
U. BRASS	545	Install Gate	10	25JUL11	05AUG11
Electrical Room 1114					
MOJAVE	355	Completed , locked out tagged out.	1	24MAR11	24MAR11
Stair # 6					
MOJAVE	375	Pull conductors for wall lights	2	04MAY11	05MAY11
MOJAVE	555	Install wall lights	3	06MAY11	10MAY11
SME	565	Install Handrails	5	11MAY11	17MAY11
SOUTH AREA SITE WORK					
W-T	805	form & pour final part of curb for fill in panel	1	03MAY11	03MAY11
SNP	835	Rough Grade South Elevation	3	26MAY11	31MAY11
WEST AREA SITE WORK					
MOJAVE	295	Install Deep NVE Transmission Lines	10	25JUL11 *	05AUG11

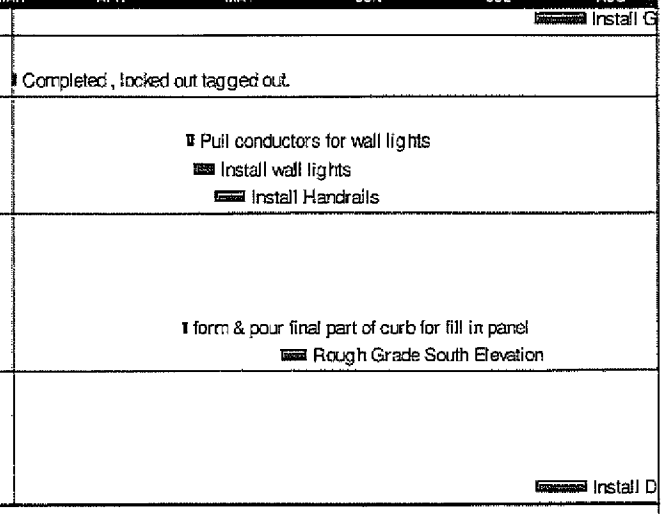

Run date 10MAY11
Page number 30A
© Primavera Systems, Inc.

The Whiting-Turner Contracting Co.
LVCH 4 Week Schedule

Early bar
Progress bar
Critical bar
Summary bar
Start milestone point
Finish milestone point

J56.1-503

Carmen Militello

From: Kaeser, Kirk <Kirk.Kaeser@whiting-turner.com>
Sent: Wednesday, April 06, 2011 11:13 AM
To: Burch, Clinton; atbutcher@isecinc.com; agarcia@universalbrassinc.com; Anne.Presnal@dhpace.com; bsittman@bombardmechanical.com; BIrmen@westarfire.com; Brad.Taylor@aggregate-us.com; Brent.Shreeve@aggregate-us.com.; Briseno, Nancy; bruce@commroof.com; btie@cts-1.com; Bryan@Flippins.com; cnortontrit@aol.com; hauntz@embarqmail.com; Chris.Yanke@pcsgp.com; christinashelfo@panaceaservices.com; Chris Meiers; Crystal Teissedre; dboskovich@cts-1.com; dlavery@westarfire.com; david schaper; Dennis@precisionairbalance.com; derekb@smesteel.com; Dino; donf@heinaman.net; dbade@girouxglass.com; estagner@yesco.com; Floyd, Michael; greg@bombardmechanical.com; gfrancis@burlingtonplumbinglv.com; Henry, Dave; jphillips@lpinteriorsllc.com; JGomel@bombardmechanical.com; jamie@jrfloors.net; jeff@sitmatic.com; jeffa@khsswest.com; jmaupin@harsco.com; josephc@heinaman.net; JDrace@bombardmechanical.com; John Sadosky; JYoung@universalbrassinc.com; justin@amilv.com; Kfox@precisionairbalance.com; Kelli@precisionairbalance.com; ken.downey@cox.net; Lee, David; Linda@urataconcrete.com; Lisaf@sunstonespecialties.com; Lloyd, Elliott; lmpies@urataconcrete.com; Mark.Scott@otis.com; mbechtel@commroof.com; Michael.J.Hahn@jci.com; Michelle@precisionairbalance.com; mwalters@yesco.com; mikec@khsswest.com; nedm@heinaman.net; Nhutzol@westarfire.com; Nick@precisionairbalance.com; panaceaservices@aol.com; pkonsten@modernfold.com; rbellamy@republiclv.com; rclark@amazonconstruction.com; rilossia@isecinc.com; richarda@smesteel.com; Richard Christensen; randrade@yesco.com; Ruesch, Daniel; sean.roberts@pcsgp.com; sbdilley@venturamarble.com; Shepard, Cory; sondra.smith@otis.com; Steve@precisionairbalance.com; tpindel@venturamarble.com; tm@milicistudios.com; Troy.OConnor@aggregate-us.com; william.j.casiere@jci.com; young@sunstonespecialties.com
Cc: Phillips, David
Subject: RE: City of Las Vegas New City Hall. 4 weel schedule.
Attachments: SureTrak 4-5-11 LVCH 4wk Schedule.pdf

Please see that I am starting KHS&S Level one , under 5' leave out crew, April 18th area A. This crew will start at West South corner and work counter clockwise , then continue on up through each level chasing the curtain wall. This will be the finishing factor to completing the finishes on each level.

Kirk Kaeser | Project Manager
THE WHITING-TURNER CONTRACTING COMPANY
City of Las Vegas - New City Hall
495 Main St | Las Vegas, NV 89101
Phone: (702) 851-4190
Cell: (949) 279-7236

From: Burch, Clinton
Sent: Wednesday, April 06, 2011 10:15 AM
To: Aaron Butcher (atbutcher@isecinc.com); Addie Garcia (agarcia@universalbrassinc.com); Anne Presnal (Anne.Presnal@dhpace.com); Bill Sittman (bsittman@bombardmechanical.com); Brad Irmen (BIrmen@westarfire.com); Brad Taylor (Brad.Taylor@aggregate-us.com); Brent Shreeve (Brent.Shreeve@aggregate-us.com.); Briseno, Nancy; Bruce Martin (bruce@commroof.com); Bruce Tie (btie@cts-1.com); Bryan Flippin (Bryan@Flippins.com); Burch, Clinton; Chad Norton Amazon Const. (cnortontrit@aol.com); Charles Hauntz (hauntz@embarqmail.com); Chris Yanke (Chris.Yanke@pcsgp.com); Chrissy Shelfo (christinashelfo@panaceaservices.com); Christopher Meiers (cmeiers@mojaveelectric.com); Crystal Teissedre (cteissedre@mojaveelectric.com); Dale Boskovich (dboskovich@cts-1.com); Dave Lavery (dlavery@westarfire.com); david schaper; Dennis Fox (Dennis@precisionairbalance.com); Derek Bamberry (derekb@smesteel.com); Dino; Don Farrar (donf@heinaman.net); Doug Bade (dbade@girouxglass.com); Ed Stagner (estagner@yesco.com); Floyd, Michael; Greg Booher (greg@bombardmechanical.com); Greg Francis (gfrancis@burlingtonplumbinglv.com); Henry, Dave; Jackie Phillips (jphillips@lpinteriorsllc.com); James Gomel

J56.1-504

(JGomel@bombardmechanical.com); Jamie Picini (jamie@jrfloors.net); Jeff Anderson (jeff@sitmatic.com); Jeff Anderson (jeffa@khsswest.com); Jeff Maupin (jmaupin@harsco.com); Joe Cianci (josephc@heinaman.net); John Drace (JDrace@bombardmechanical.com); John Sadosky; Jordan Young (JYoung@universalbrassinc.com); Justin Golubich Amazon Masonry (justin@amilv.com); Kaeser, Kirk; Karen Fox (Kfox@precisionairbalance.com); Kelli Miller (Kelli@precisionairbalance.com); Ken Downey Southwest Sun (ken.downey@cox.net); Lee, David; Linda Espinoza (Linda@urataconcrete.com); Lisa Friedrich (Lisaf@sunstonespecialties.com); Lloyd, Elliott; Lonnie Pies (lmpies@urataconcrete.com); Mark Scott (Mark.Scott@otis.com); Michael Bechtel (mbechtel@commroof.com); Michael. J. Hahn (Michael.J.Hahn@jci.com); Michelle Miller (Michelle@precisionairbalance.com); Mike Walters (mwalters@yesco.com); mikec@khsswest.com; Ned Mohammad (nedm@heinaman.net); Neil Hutzol (Nhutzol@westarfire.com); Nicholas Cox (Nick@precisionairbalance.com); Panacea Services (panaceaservices@aol.com); Patrick Konsten (pkonsten@modernfold.com); Ray Bellamy (rbellamy@republiclv.com); Ray Clark (rclark@amazonconstruction.com); Ray Lossia (rlossia@isecinc.com); Richard Allen (richarda@smesteel.com); Richard Christensen (Rchristensen@mojaveelectric.com); Robert Andrade (randrade@yesco.com); Ruesch, Daniel; Sean Roberts (sean.roberts@pcsgp.com); Shelly Barnum Dilley (sbdilley@venturamarble.com); Shepard, Cory; Sondra Smith (sondra.smith@otis.com); Steve Miller (Steve@precisionairbalance.com); Tim Pindel (tpindel@venturamarble.com); Tony Milici (tm@milicistudios.com); Troy O'Connor (Troy.OConnor@aggregate-us.com); William Casiere (william.j.casiere@jci.com); Young R. Leonard (young@sunstonespecialties.com)
Subject: City of Las Vegas New City Hall. Meeting Minutes.

Please see attached.
Thanks,
Clint.

Clinton Burch | Superintendent | LEED AP
THE WHITING-TURNER CONTRACTING COMPANY
6720 Via Austi Parkway # 300 | Las Vegas, NV | 89119
T (702) 650-0700 | F (702) 650-2650

Responsibility	Act ID	Description	Orig Dur	Early Start	Early Finish
MILESTONES					
Exterior Milestones					
REPUBLIC	1	Remove Man hoist	0	31MAR11	
URATA	11	Pour Loading Dock	1	25APR11	25APR11
HEINAMAN	21	Install Skylights	1	22APR11	22APR11
KHS&S	51	Start Metal Cladding on Council Chambers	1	03MAY11	03MAY11
KHS&S	61	Install temp walls on level 8, water tight	1	24MAR11	24MAR11
Interior Milestones					
BOMBARD	95	Test and Inspect Hydronics Chill Water S&R	1	24MAR11	24MAR11
BOMBARD	105	Test and Inspect Hot Water S&R Lines	1	24MAR11	24MAR11
BOMBARD	115	Start up Pumps	1	29MAR11	29MAR11
BOMBARD	125	Flush Hot and Cold Water R&S Lines	10	30MAR11	12APR11
BOMBARD	135	Chemical Treat HW &CW R&S Lines	8	30MAR11	08APR11
BOMBARD	145	Dump Chemical Treated Lines	1	11APR11	11APR11
BOMBARD	155	Refill CW & HW S&R Lines & Start Units	1	12APR11	12APR11
MOJAVE	165	MSA Inspected and Hot	1	24MAR11	24MAR11
MOJAVE	175	MSB Inspected and Hot	1	24MAR11	24MAR11
MOJAVE	185	HDPRBA on level 8 Inspected and Hot	1	28MAR11	28MAR11
BOMBARD	195	Test and Inspect Hydronics Cooling Tower S&R	5	04APR11	08APR11
BOMBARD	205	Flush Cooling Tower R&S Lines	1	11APR11	11APR11
BOMBARD	215	ChemicalTreat Cooling Tower R&S Lines	5	12APR11	18APR11
BOMBARD	225	Dump Chemical Treated Lines	1	19APR11	19APR11
BOMBARD	235	Refill Cooling Tower S & R Lines & Start Tower	1	20APR11	20APR11
BOMBARD	265	Start Up Sewage Ejector S.E.-1	1	18APR11	18APR11
DESIGN					
CURRENT DRAWING LOG					
Contract Set of Documents / Released for Const.					
ALL SUBS	15	Approved - through Bulletin 5	1	24MAR11	30MAR11

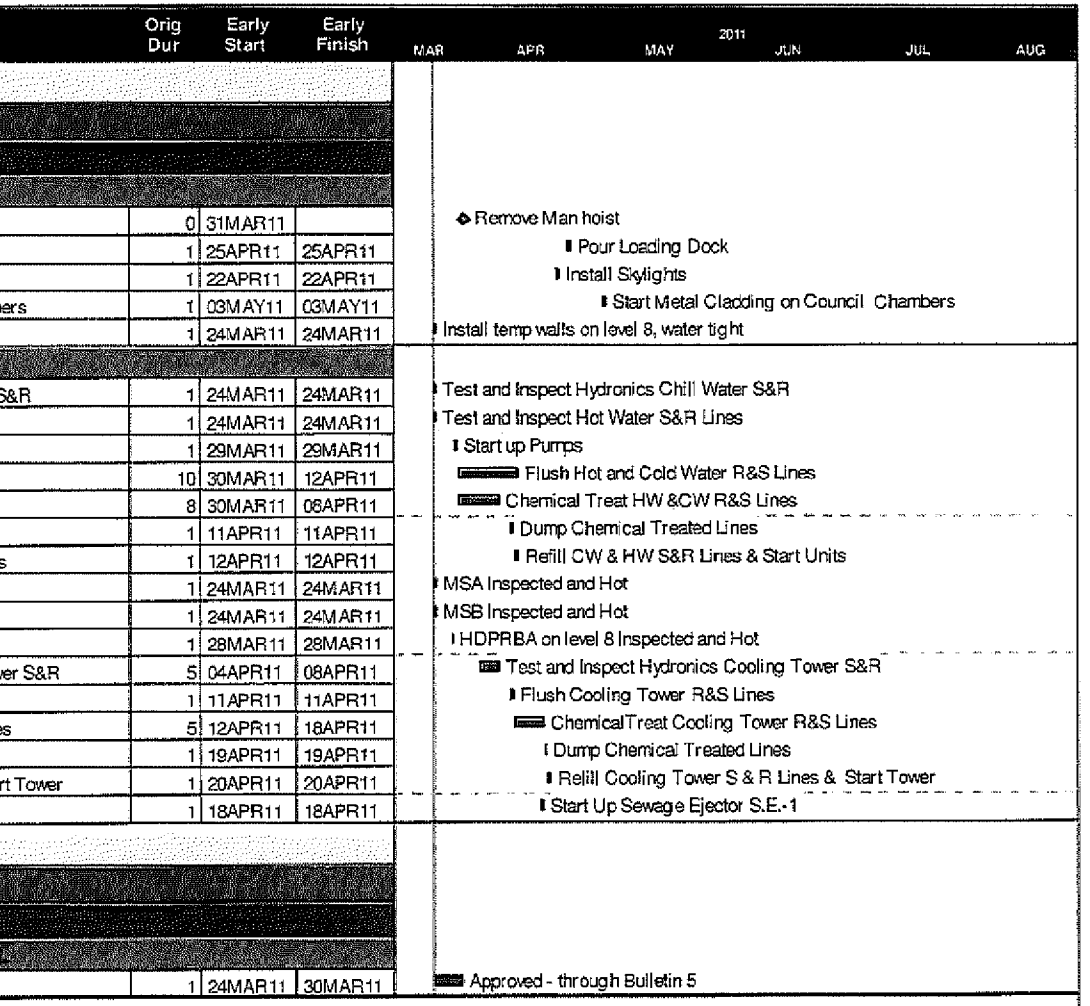

Run date 06APR11
Page number 1A
© Primavera Systems, Inc.

The Whiting-Turner Contracting Co.
LVCH 4 Week Schedule

Early bar
Progress bar
Critical bar
Summary bar
Start milestone point
Finish milestone point

J56.1-506

Responsibility	Act ID	Description	Orig Dur	Early Start	Early Finish
DH PACE	25	Proceed- Bulletin 10 CRA #159	1	24MAR11	24MAR11
MOJAVE	35	Proceed- Bulletin 10 CRA # 159	1	24MAR11	24MAR11
Document Alert/ Not Released for construction					
ALL SUBS	85	Not Released - Bulletins 6,7,9	1	24MAR11	24MAR11
ALL SUBS	285	Bulletin 10 Only released to Mojave and DH Pace	1	24MAR11	24MAR11
Owner Change					
KHS&S	715	Dura Rock in Caffeteria CRA 126	3	05APR11	07APR11
Owner Change					
BOMBARD	315	CRA # 163 -Bulletin 9 Level 4.5 Mech. Penthouse	0	24MAR11	
COMMERCIAL	395	CRA # 163 -Bulletin 9 Level 4.5 Mech. Penthouse	0	24MAR11	
KHS&S	405	CRA # 163 -Bulletin 9 Level 4.5 Mech. Penthouse	0	24MAR11	
MOJAVE	415	CRA # 163 -Bulletin 9 Level 4.5 Mech. Penthouse	0	24MAR11	
WESTAR	425	CRA # 163 -Bulletin 9 Level 4.5 Mech. Penthouse	0	24MAR11	
BOMBARD	435	CRA # 126- Bulletin 7 Cafeteria Health Codes	0	24MAR11	
iSEC	445	CRA # 126- Bulletin 7 Cafeteria Health Codes	0	24MAR11	
KHS&S	455	CRA # 126- Bulletin 7 Cafeteria Health Codes	0	24MAR11	
MOJAVE	465	CRA # 126- Bulletin 7 Cafeteria Health Codes	0	24MAR11	
VENTURA	475	CRA # 126- Bulletin 7 Cafeteria Health Codes	0	24MAR11	
ALL SUBS	495	Bulletin 10 CRA # 159	0	24MAR11	
MOJAVE	575	CRA # 130 Bulletin 8-Glass Wall LED cabinets	0	05APR11	
BOMBARD	625	CRA # 130 Bulletin 8-Glass Wall LED cabinets	0	05APR11	
YESCO	705	CRA # 130 Bulletin 8-Glass Wall LED cabinets	0	05APR11	
RFI#					
BOMBARD	505	CRA # 125 Council Chambers Smoke Zone Altera.	0	24MAR11	
DH PACE	645	CRA # 125 Council Chambers Smoke Zone Altera.	0	24MAR11	
iSEC	655	CRA # 125 Council Chambers Smoke Zone Altera.	0	24MAR11	
KHS&S	665	CRA # 125 Council Chambers Smoke Zone Altera.	0	24MAR11	
MOJAVE	675	CRA # 125 Council Chambers Smoke Zone Altera.	0	24MAR11	
WESTAR	685	CRA # 125 Council Chambers Smoke Zone Altera.	0	24MAR11	

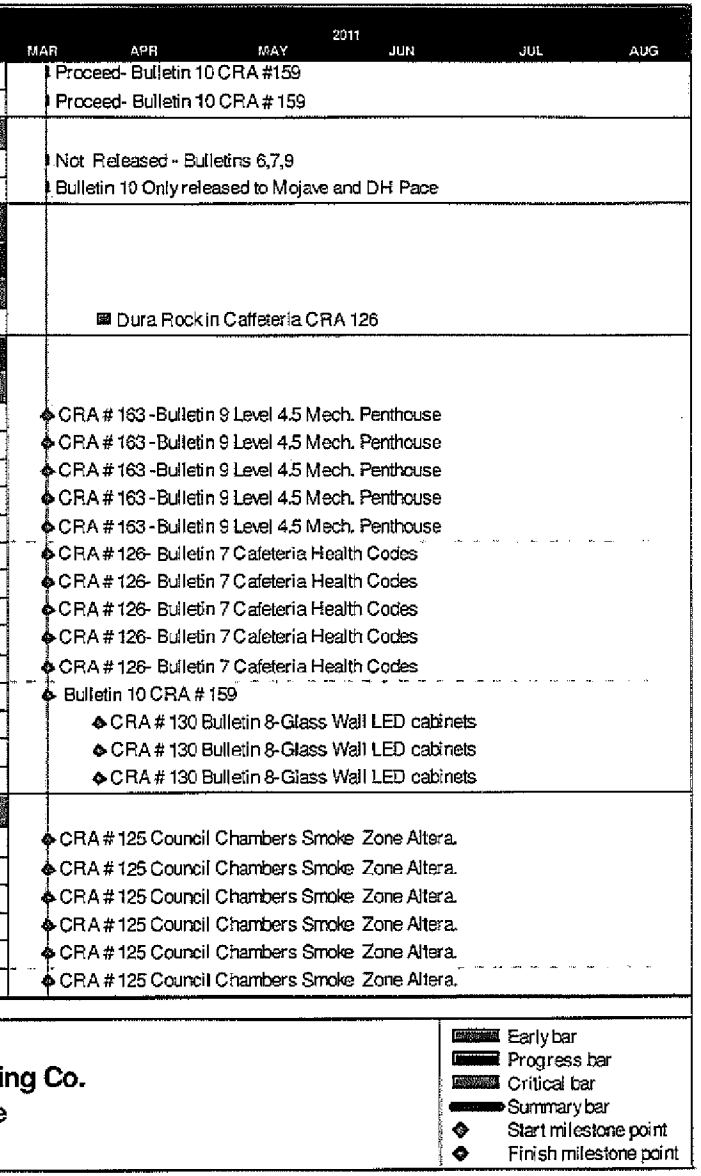

Run date 06APR11
Page number 2A
© Primavera Systems, Inc.

The Whiting-Turner Contracting Co.
LVCH 4 Week Schedule

Early bar
Progress bar
Critical bar
Summary bar
Start milestone point
Finish milestone point

J56.1-507

MOJ01909
JA 00005685

Responsibility	Act ID	Description	Orig Dur	Early Start	Early Finish
Owner Change					
DH PACE	275	CRA # 101 Bulletin 10	0	24MAR11	
MOJAVE	305	CRA # 101 Bulletin 10	0	24MAR11	
Backcharge					
KHS&S	485	CRA # 169 Track cost with incorrect door frames	0	24MAR11	
MOJAVE	635	CRA # 169 Track cost with incorrect door frames	0	24MAR11	
KHS&S	695	CRA# 159 Bulletin 10	0	24MAR11	
Submittals					
AMAZON	150	Landscaping	1	21APR11	21APR11
GIOURX	160	Interior Glass	1	22APR11	22APR11
DH PACE	170	STC Rated windows and doors	1	25APR11	25APR11
U. BRASS	180	Deferred Handrail Submittal	1	26APR11	26APR11
SME	220	Grand Stair Deffered Submittal	1	27APR11	27APR11
Exterior Envelope					
VENTURA	20	Stone Materials	35	24MAR11	11MAY11
HEINAMAN	50	Curtain Wall/ Fins	10	24MAR11	06APR11
U. BRASS	60	Grand stair handrail tread embed	6	24MAR11	31MAR11
MODERN F.	70	Won Door	20	24MAR11	20APR11
HEINAMAN	80	Metal Louvers	40	24MAR11	18MAY11
MODERN F.	90	Overhead doors	20	24MAR11	20APR11
SUNSTONE	100	smoke doors	20	24MAR11	20APR11
DH PACE	110	Aluminum Interior Door frames and Doors	30	24MAR11	04MAY11
MOJAVE	120	Interior Lights	20	24MAR11	20APR11
MOJAVE	130	Exterior Lights	20	24MAR11	20APR11
MOJAVE	140	Horns and strobes Fire Alarm	20	24MAR11	20APR11

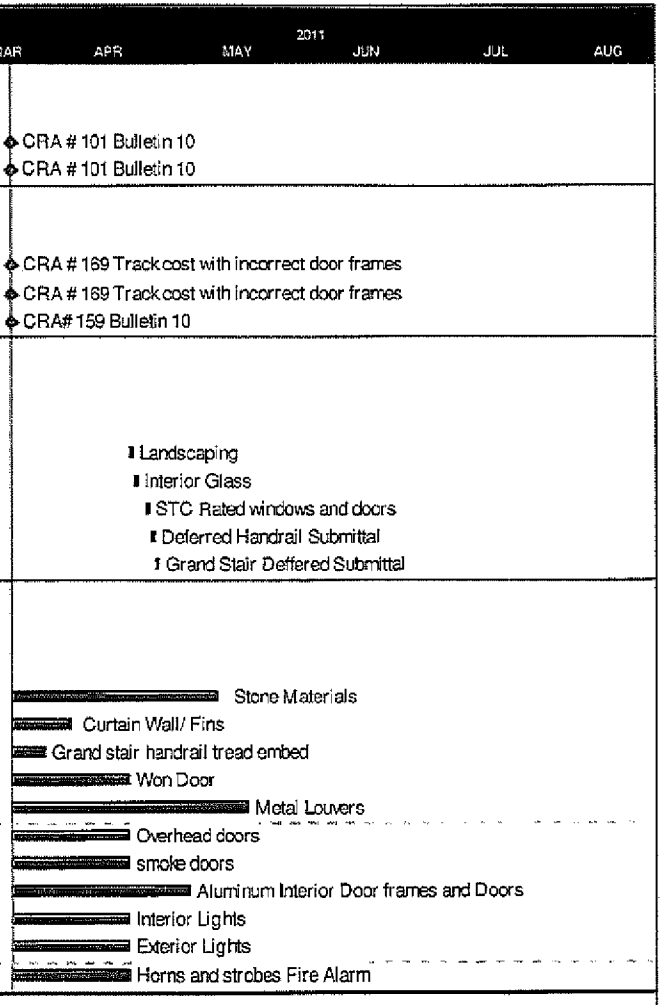

Run date 06APR11
Page number 3A
© Primavera Systems, Inc.

The Whiting-Turner Contracting Co.
LVCH 4 Week Schedule

Early bar
Progress bar
Critical bar
Summary bar
Start milestone point
Finish milestone point

Responsibility	Act ID	Description	Orig Dur	Early Start	Early Finish
Mock-Ups					
URATA	190	Site Concrete	20	24MAR11	20APR11
U. BRASS	210	Handrail	10	24MAR11	06APR11
ISEC	230	Dais Mock up Revision 1	10	24MAR11	06APR11
ISEC	240	Rulon Undulating Wood Wall Panel Review	15	24MAR11	13APR11
KHS&S	250	Council Chambers Metal Ceiling Panel Review	15	24MAR11	13APR11
MILICI	280	Art Glass Wall/ Phillips to review with City	15	24MAR11	13APR11
Pre-Installation Meeting					
ALL SUBS	260	Pre-Installation meeting Studio Floating Floor	1	18APR11	18APR11
BOM & MOJA	270	Pre-Start Up Meeting Central Plant Level 8	1	20APR11	20APR11
EXTERIOR ENCLOSURE/ SHELL					
COUNCIL CHAMBERS					
Level 2					
KHS&S	63	Box framing/sheathing at Level 3 S.W. Complete	1	04APR11	04APR11
CDC	73	CDC Inspections on Box wall Denz	1	05APR11	05APR11
COMERCIAL	83	Waterproof exterior Council Chambers level 2-3	10	06APR11	19APR11
KHS&S	123	Install Metal Panel System	20	03MAY11	31MAY11
Level 3					
COMMERCIAL	93	Waterproof exterior Council Chambers level 3 -4	10	13APR11	26APR11
COMMERCIAL	98	Install one new roof hatches, RFI	2	13APR11	14APR11
COMMERCIAL	113	Finish installation of Roofing Level 3	1	21APR11	21APR11
KHS&S	263	Hold on West Curtain wall knee wall detail	1	06APR11	06APR11
HEINAMAN	264	Install Curtain Walls	5	15APR11	21APR11
KHS&S	274	Install Metal Panel System	20	01JUN11	28JUN11
Level 4					
COMMERCIAL	143	Install Level 4 roof hatch	1	06APR11	06APR11

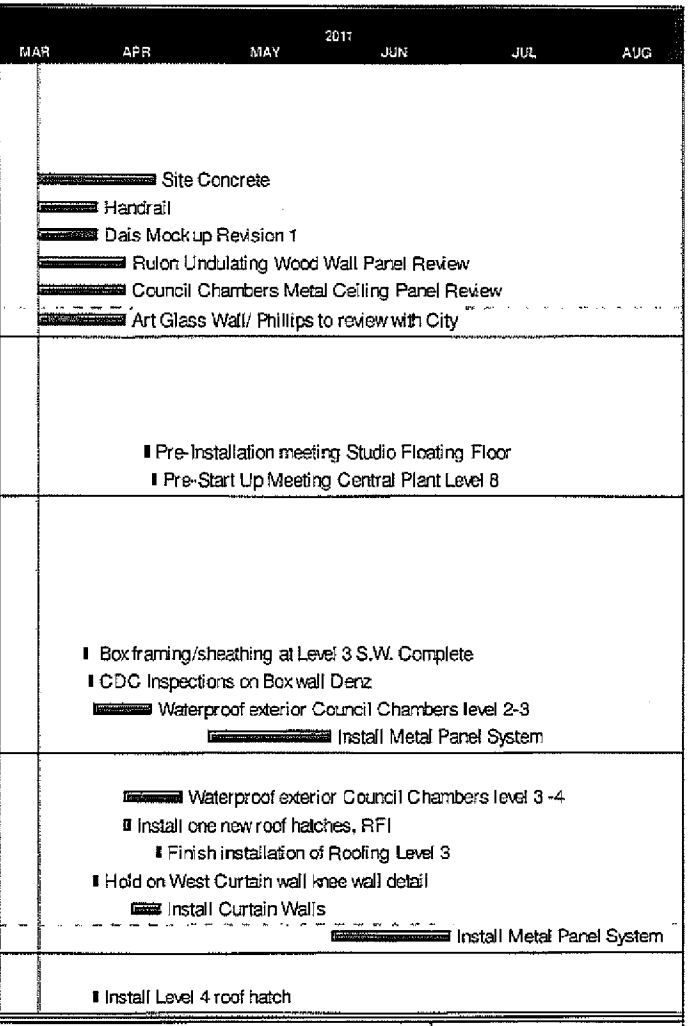

Run date 06APR11
Page number 4A
© Primavera Systems, Inc.

The Whiting-Turner Contracting Co.
LVCH 4 Week Schedule

Early bar
Progress bar
Critical bar
Summary bar
Start milestone point
Finish milestone point

Responsibility	Act ID	Description	Orig Dur	Early Start	Early Finish
COMMERCIAL	147	Finish installation of Roofing Level 4	5	29APR11	05MAY11
KHS&S	153	Install Metal Panel System	19	29JUN11	26JUL11
Curtain Wall					
South Elevation					
HEINAMAN	119	4th flr continuation of 2 line W. Elev. 1 panel	1	02APR11	02APR11
HEINAMAN	269	5th flr from J line to L line 12 panels.	1	02APR11	02APR11
HEINAMAN	279	Weld Clips for fill In Panels L1 thru L8	4	11APR11	14APR11
KHS&S	289	Patch Fireproofing at clip locations	1	24MAR11	24MAR11
HEINAMAN	299	Install 6TH floor	5	04APR11	08APR11
HEINAMAN	389	Install 7th floor	5	11APR11	15APR11
North Elevation					
HEINAMAN	129	Area B, 4th flr. M line to GG line 20 panels	1	04APR11	04APR11
HEINAMAN	359	Area B, 4th flr. GG to FF line 7 panels	1	05APR11	05APR11
HEINAMAN	369	Start 5th floor from M line to JJ line.	1	05APR11	05APR11
HEINAMAN	379	Install 6TH floor	5	18APR11	22APR11
HEINAMAN	399	Install 7TH Floor	5	25APR11	29APR11
West Elevation					
HEINAMAN	139	4th Floor 2 line going south to corner. 9 panels	1	02APR11	02APR11
HEINAMAN	309	5th floor 3.9 line to I line 11 panels	1	05APR11	05APR11
HEINAMAN	319	2 line to corner wrap south 4 floor.	1	06APR11	06APR11
HEINAMAN	329	5th floor from JJ TO FF line.	1	06APR11	06APR11
CDC	339	Water test at 1pm	1	06APR11	06APR11
HEINAMAN	349	Install 6TH floor	5	25APR11	29APR11
HEINAMAN	409	Install 7TH Floor	5	02MAY11	06MAY11
East Elevation					
HEINAMAN	149	S.E.corner 5th flr. 1' to 4 line 18 panels	1	04APR11	04APR11
HEINAMAN	159	Install 6TH floor	5	25APR11	29APR11
HEINAMAN	169	Install 7TH floor	5	02MAY11	06MAY11
Skylight System					

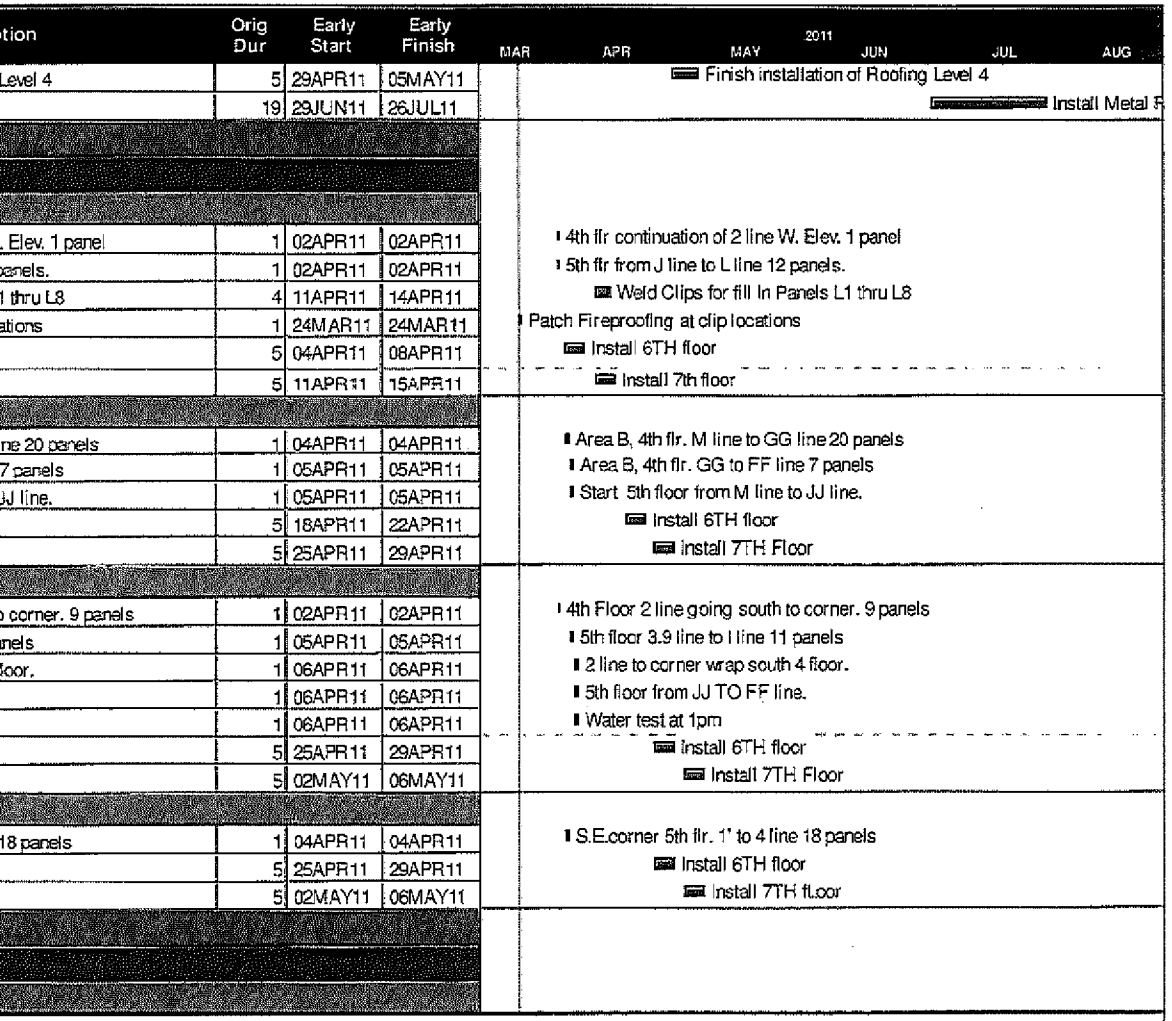

Run date 06APR11
Page number 5A
© Primavera Systems, Inc.

The Whiting-Turner Contracting Co.
LVCH 4 Week Schedule

Early bar
Progress bar
Critical bar
Summary bar
Start milestone point
Finish milestone point

Responsibility	Act ID	Description	Orig Dur	Early Start	Early Finish
KHS&S	49	Stud Framing	1	24MAR11	24MAR11
KHS&S	59	Paint Top of Monolote	1	25MAR11	25MAR11
HEINAMAN	69	Assemble skylight Frames 1-6	2	28MAR11	29MAR11
HEINAMAN	79	Set Skylight frames 1-6	1	30MAR11	30MAR11
HEINAMAN	89	Prepare skylight frames 1-6 for glass	1	31MAR11	31MAR11
HEINAMAN	99	Install skylight Glass 1-6	7	01APR11	11APR11
HEINAMAN	109	Set Skylight gutters 1-6	1	01APR11	01APR11
HEINAMAN	179	Skylight frames Delivered 7-8	1	08APR11	08APR11
HEINAMAN	189	Assemble Skylight Frames 7-8	2	11APR11	12APR11
HEINAMAN	199	Set Skylight frames 7-8	1	13APR11	13APR11
HEINAMAN	209	Set Skylight Gutters 7-8	1	14APR11	14APR11
HEINAMAN	219	Prepare Skylight Frames 7-8 for Glass	1	15APR11	15APR11
HEINAMAN	229	Set Skylight Glass 7-8	1	18APR11	18APR11
HEINAMAN	239	Deliver metal panel soffits	1	19APR11	19APR11
HEINAMAN	249	Install metal panel soffits	1	20APR11	20APR11
Interior Core Build Out					
Interior Framing, Drywall, MEP Core Activities					
Boundary					
General					
KHS&S	1088	Install Fire Treated Plywood in Telecom Rooms	4	31MAR11	05APR11
ALL SUBS	1228	Complete CRA 176 Drinking fountain conflicts	5	06APR11	12APR11
KHS&S	1278	Start Install of Corridor Wainscoats	10	13APR11	26APR11
ALL SUBS	1288	Complete nonconformance list activities	3	28MAR11	30MAR11
KHS&S	1298	Start Suspended Ceiling install backup	10	18APR11	29APR11
BOMBARD	1308	Mechanical R/I to suspended grid	10	20APR11	03MAY11
J&R	1318	Install Resilient Flooring in Telecom Rooms	2	11APR11	12APR11
BOMBARD	1378	Install 3 NAE & NCE HVAC Controls	3	06APR11	08APR11
BOMBARD	1388	Determine Emergency power for NAE's	3	11APR11	13APR11
MOJAVE	1398	Complete power to NAE and NCE's	2	14APR11	15APR11
BOMBARD	1558	Complete chill water connection to AHU 1	2	20APR11	21APR11
BOMBARD	1568	Complete electrical to AHU 1	3	22APR11	26APR11
BOMBARD	1578	Start up AHU 1	5	27APR11	03MAY11
Level 1					

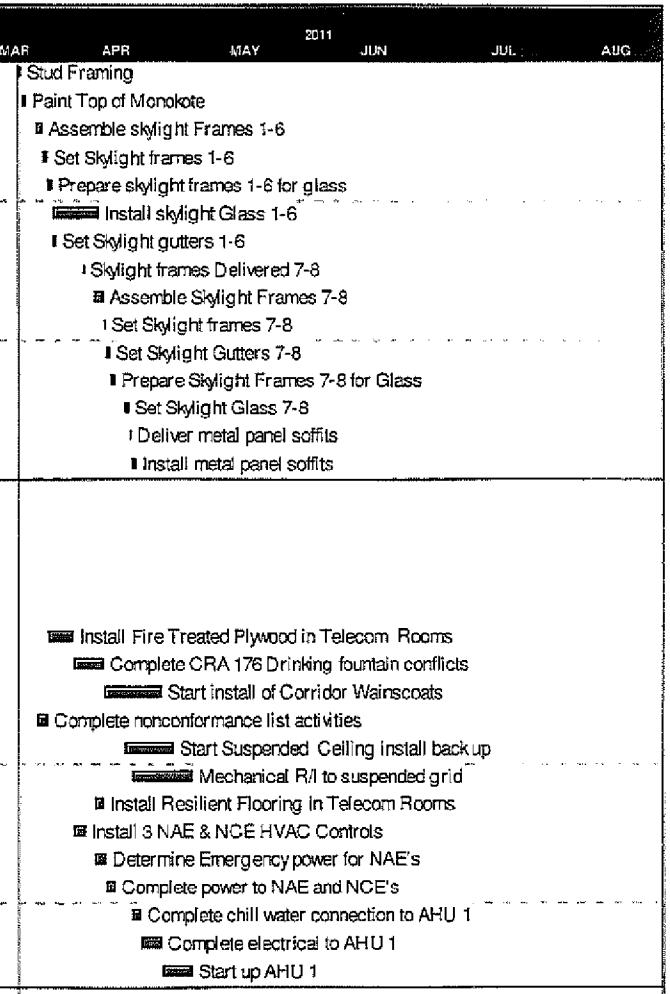

Run date 06APR11
Page number 6A
© Primavera Systems, Inc.

The Whiting-Turner Contracting Co.
LVCH 4 Week Schedule

Early bar
Progress bar
Critical bar
Summary bar
Start milestone point
Finish milestone point

Responsibility	Act ID	Description	Orig Dur	Early Start	Early Finish
BOMBARD	2558	BP-1 installed and circulating water to Tower	1	07JUN11	07JUN11
BOMBARD	678	Cooling Tower started	1	08JUN11	08JUN11
Boilers					
BOMBARD	589	Install inhibitor in hot water lines (complete)	1	07JUN11	07JUN11
BOMBARD	599	Install Final chemical (done)	1	07JUN11	07JUN11
BOMBARD	639	Install Water Heaters	2	07JUN11	08JUN11
BOMBARD	649	Install all Flues for gas Heated equipment	1	07JUN11	07JUN11
BOMBARD	659	Finish Final Water Line connection to Water Htrs	1	07JUN11	07JUN11
BOMBARD	609	Install Gas Metering of Boilers	2	09JUN11	10JUN11
BOMBARD	619	State Boiler Inspector to inspect Gas Hook Up	1	10JUN11	10JUN11
SOUTH WGAS	629	Recieve Green Tag for Gas Meeter	1	10JUN11	10JUN11
BOMBARD	688	Boilers started	1	10JUN11	10JUN11
Chillers					
BOMBARD	590	Running 100%	1	07JUN11	07JUN11
Air Handling Units					
MOJAVE	601	All VFD's powered	1	07JUN11	07JUN11
MOJAVE	858	Install all VFD's on Level 8 100% completed	1	07JUN11	07JUN11
BOMBARD	591	Start Air Handling Units 1-6	10	24JUN11	08JUL11
BOMBARD	828	FC-32,29,31,30,33,26,25,27,28 Started	3	21JUL11	25JUL11
BOMBARD	838	WSHP-12 Started	3	22JUL11	26JUL11
BOMBARD	848	CCF-1 and 3 started	3	25JUL11	27JUL11
Evaporative Cooler					
BOMBARD	603	Repair damaged panel doors (done)	1	07JUN11	07JUN11
BOMBARD	613	Install Domestic water and hot water lines	1	07JUN11	07JUN11
BOMBARD	623	Talk to inspector correction notice on PVC	1	07JUN11	07JUN11
BOMBARD	593	Replace damaged disconnect(done)	1	27JUN11	27JUN11
BOMBARD	818	EC-1 Started	1	27JUN11	27JUN11
Smoke Proof Louvred Steel Enclosures					
General Area					
BOMBARD	298	Install EF-6	1	07JUN11	07JUN11

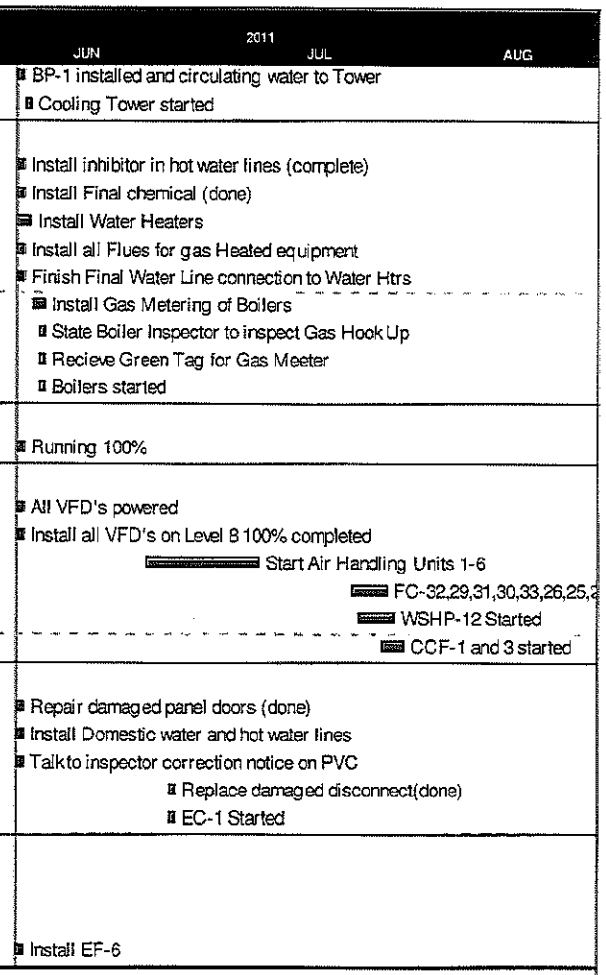

Run date	07JUN11
Page number	24A
Data date	07JUN11
© Primavera Systems, Inc.	

The Whiting-Turner Contracting Co.
LVCH 4 Week Schedule

- Early bar
- Progress bar
- Critical bar
- Summary bar
- Start milestone point
- Finish milestone point

Docket 61715 Document 2015-18542 MOJ01788 JA 00005564

Responsibility	Act ID	Description	Orig Dur	Early Start	Early Finish
General Area					
BOM & MOJA	108	complete with added PV Conduit installed	1	07JUN11	07JUN11
General Area					
OTIS	138	Hoistway wiring & Cab shell installation 1-4	9	07JUN11	17JUN11
OTIS	168	Elevator Rail installation 7 & 8	5	07JUN11	13JUN11
	188	Install Doors 1-4 Level B thru 8 (DONE)	1	07JUN11	07JUN11
OTIS	178	Hoistway wiring & Cab shell installation 7 & 8	9	21JUN11	01JUL11
OTIS	208	Start Cab Insteriors	20	15JUL11 *	11AUG11
OTIS	221	Drop Test and Ispections	2	12AUG11	15AUG11
Interior Finish Build Out					
001 Parking					
URATA	81	sack and patch roof, level B class finish	5	08JUN11	14JUN11
KHS&S	304	paint walls and ceiling and utilities	10	15JUN11	28JUN11
ALL SUBS	78	Clear out all material	5	20JUN11	24JUN11
BOMBARD	474	Install register and grills	5	20JUN11	24JUN11
URATA	87	Clean off all overhead MEP	5	27JUN11	01JUL11
MOJAVE	344	Install Lighting	5	29JUN11	06JUL11
0002 Storage					
MOJAVE	944	Install light fixtures	1	07JUN11	07JUN11
MOJAVE	964	Trim out electrical outlets and switches	1	08JUN11	08JUN11
MOJAVE	974	Install Fire alarm	1	09JUN11	09JUN11
MOJAVE	984	Power fed out of panel , in E room	1	10JUN11	10JUN11
MOJAVE	994	Install hvac diffusers, supply and return	1	13JUN11	13JUN11
MOJAVE	1004	VAV , AHU Powered out of room, panel	1	14JUN11	14JUN11

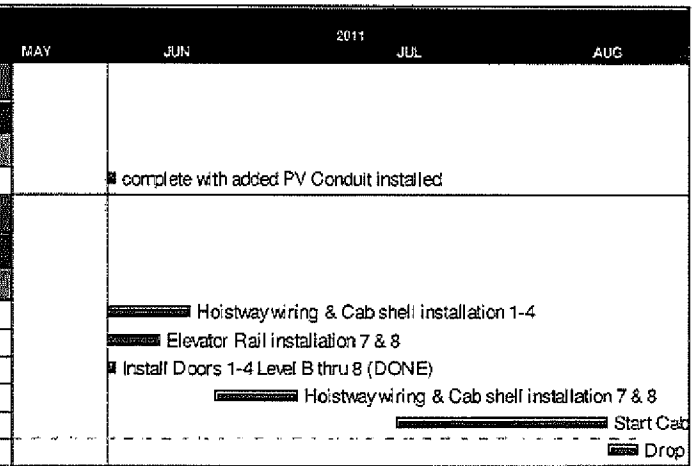

Run date 07JUN11
Page number 25A
Data date 07JUN11
© Primavera Systems, Inc.

The Whiting-Turner Contracting Co.
LVCH 4 Week Schedule

Early bar
Progress bar
Critical bar
Summary bar
Start milestone point
Finish milestone point

MOJ01789
JA 00005565

Responsibility	Act ID	Description	Orig Dur	Early Start	Early Finish
DH PAGE	1014	Install door and hardware	1	15JUN11	15JUN11
J&R	1024	Install flooring	1	14JUL11	14JUL11
J&R	1034	Install rubber base	1	15JUL11	15JUL11
0005 Telecom					
MOJAVE	674	Install telecom Ladder Racks	2	07JUN11	08JUN11
MOJAVE	684	Install telephone outlet on South wall	1	07JUN11	07JUN11
MOJAVE	704	Install Voice Termination A/ T4.01 S.Wall	1	07JUN11	07JUN11
MOJAVE	1984	Install O.H. C1 lights fed out of EHBA-10	1	07JUN11	07JUN11
MOJAVE	1994	Install switch on East wall	1	07JUN11	07JUN11
MOJAVE	2014	Install 3 wall outlets	1	07JUN11	07JUN11
MOJAVE	2024	Install 8 outlets to center ladder rack	1	07JUN11	07JUN11
MOJAVE	2034	R/I Electrical CRAH-6	1	07JUN11	07JUN11
MOJAVE	2044	Install space sensor south wall	1	08JUN11	08JUN11
BOMBARD	2064	R/I Control conduit and cable to CRAH-6	1	08JUN11	08JUN11
MOJAVE	2084	Install RF-2 on Floor	2	08JUN11	09JUN11
MOJAVE	2094	Install Door Hardware, space lockable	1	10JUN11	10JUN11
MOJAVE	2104	Install 3 Data Racks	1	10JUN11	10JUN11
MOJAVE	2114	Install 1 CCTV Rack	1	10JUN11	10JUN11
MOJAVE	2124	Install Data and CCTV Cabinets	1	11JUL11	11JUL11
MOJAVE	2134	Terminate cables into Cabinets	1	11JUL11	11JUL11
MOJAVE	2234	DMARC is on North Wall	1	11JUL11	11JUL11
MOJAVE	2244	Grounding Buss Bar on North west wall	1	11JUL11	11JUL11
MOJAVE	MOJAV	Pull conductors & terminate XHBA-19,21,23	5	11JUL11	15JUL11
0013 Elevator Control					
MOJAVE	184	Pull Control Wire to WSHP-16	1	07JUN11	07JUN11
MOJAVE	2054	WSHP-16 fed out of EHBA 25-27-29	1	08JUN11	08JUN11
MOJAVE	2254	Remove Temp Power	1	09JUN11	09JUN11
MOJAVE	2264	Install Permanent power to Elev. Control Panel	1	10JUN11	10JUN11
MOJAVE	2274	Install Permanent power to Lights	1	13JUN11	13JUN11
KHS&S	2284	Patch Temp power holes in walls	1	14JUN11	14JUN11
KHS&S	2294	Paint walls	2	15JUN11	16JUN11
W-T	2304	Clean and Seal Exposed Concrete floor	1	17JUN11	17JUN11
0027 Mechanical					

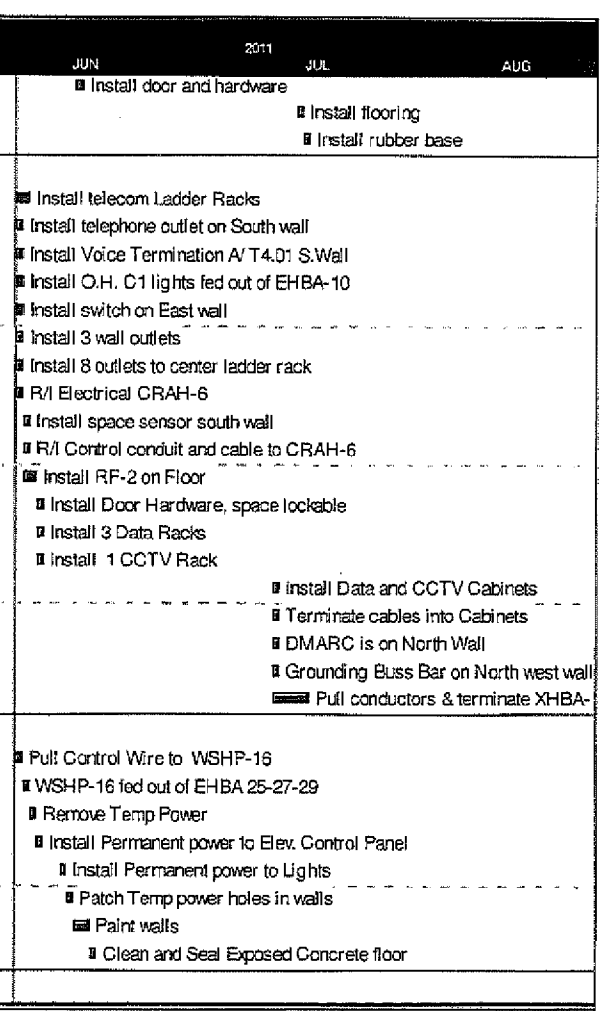

Run date	07JUN11
Page number	26A
Data date	07JUN11
© Primavera Systems, Inc.	

The Whiting-Turner Contracting Co.
LVCH 4 Week Schedule

- Early bar
- Progress bar
- Critical bar
- Summary bar
- Start milestone point
- Finish milestone point

MOJ01790
JA 00005566

Responsibility	Act ID	Description	Orig Dur	Early Start	Early Finish
BOMBARD	644	Install access door cover on Trap Primer	1	09JUN11	09JUN11
BOMBARD	2644	Complete chill water connections to CRAH-15	2	09JUN11	10JUN11
MOJAVE	2654	CRAH-15 fed out of panel XHBA-32-34-36	1	09JUN11	09JUN11
MOJAVE	2734	Install Chill water lines to AHU-1	2	09JUN11	10JUN11
MOJAVE	2664	Install non fused disconnect	1	10JUN11	10JUN11
MOJAVE	2674	Install power to nonfused disconnect	1	10JUN11	10JUN11
MOJAVE	2684	R/I and terminate controls to CRAH-15	1	10JUN11	10JUN11
KHS&S	2794	Remove drywall at return air Duct opening	1	10JUN11	10JUN11
KHS&S	2804	Drywall tape and finish	1	10JUN11	10JUN11
MOJAVE	2694	Install Sump pump	1	13JUN11	13JUN11
MOJAVE	2704	Power sump pump out of panel XLBA4	1	13JUN11	13JUN11
MOJAVE	2714	Install VFD for AHU-1 fed out of HBBA-37-39-41	1	13JUN11	13JUN11
MOJAVE	2724	Power VFD	2	13JUN11	14JUN11
BOMBARD	2814	Install Duct Liner at return opening in wall	1	13JUN11	13JUN11
MOJAVE	2824	Complete Fire Alarm installation	1	14JUN11	14JUN11
MOJAVE	2744	Pull wire and terminate to Trap primer	1	15JUN11	15JUN11
MOJAVE	2754	Pull wire and terminate to CO2 Sensor Controller	1	15JUN11	15JUN11
BOMBARD	2764	CO2 Sensor Controller fed out of LBBBS	1	15JUN11	15JUN11
MOJAVE	2774	Install 6 C Type fixtures out of Panel LR6A	2	15JUN11	16JUN11
J&R	2834	Install missing cove base	1	15JUN11	15JUN11
MOJAVE	2784	Power light fixtures	1	16JUN11	16JUN11
KHS&S	2844	Patch and paint touch up walls	1	16JUN11	16JUN11
W-T	2854	Clean and seal concrete floors	1	17JUN11	17JUN11
0028 Standby Power					
MOJAVE	2864	Install 5 type C light fixtures	1	10JUN11	10JUN11
MOJAVE	2874	Power Light Fixtures out of EHBA-5	1	10JUN11	10JUN11
MOJAVE	2884	Install Wall outlets	1	10JUN11	10JUN11
MOJAVE	2894	Power Wall outlets	1	13JUN11	13JUN11
MOJAVE	2904	UPS w/ Battery Backup on West Wall	1	14JUN11	14JUN11
MOJAVE	2914	Pull conductors from UPS to XHDPA in Rm. 0030	2	14JUN11	15JUN11
MOJAVE	2924	Terminate and make up UPS	1	16JUN11	16JUN11
MOJAVE	2934	XFMR-T-UDBL, Bypass, UDBL, LBBC on E.Wall	1	16JUN11	16JUN11
MOJAVE	2944	Pull conductors from Bypass into MSB	2	16JUN11	17JUN11

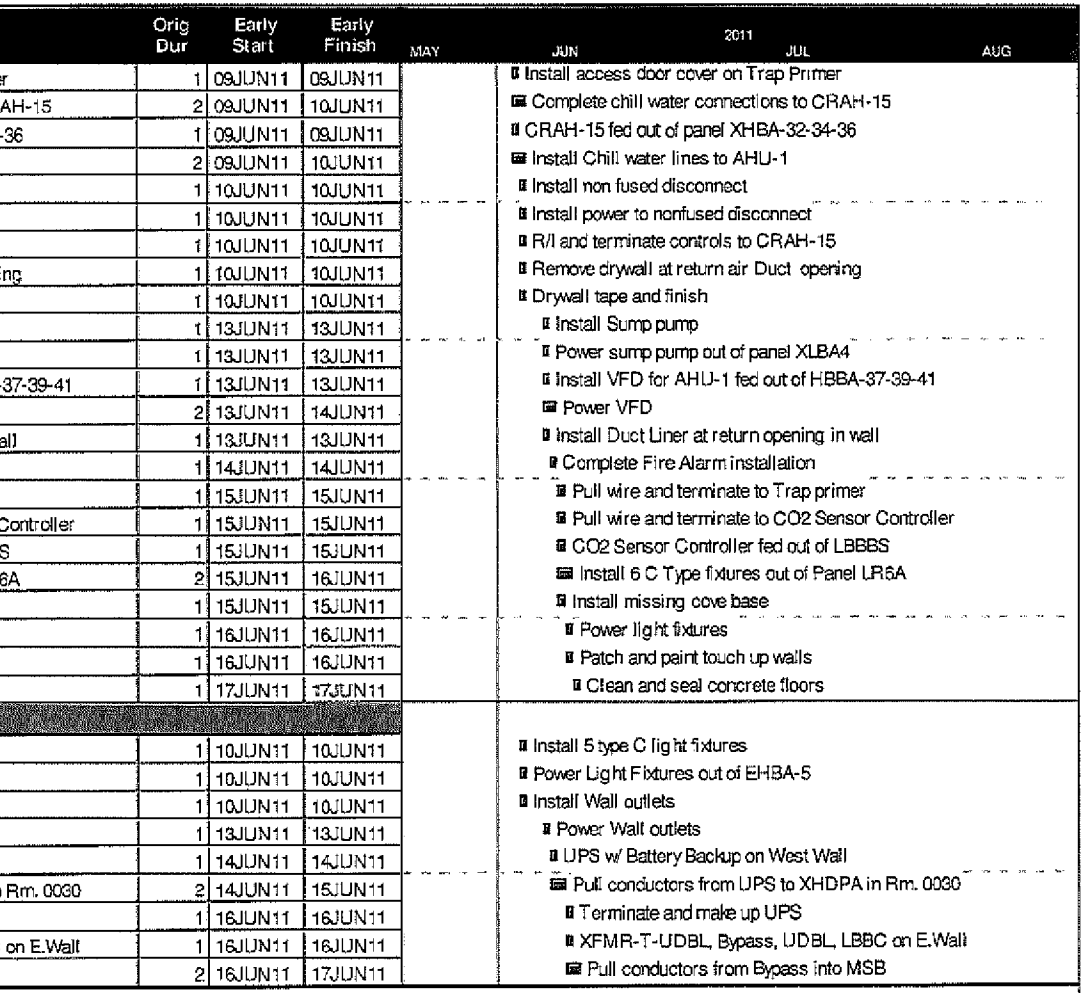

Run date 07JUN11
Page number 27A
Data date 07JUN11
© Primavera Systems, Inc.

The Whiting-Turner Contracting Co.
LVCH 4 Week Schedule

Early bar
Progress bar
Critical bar
Summary bar
Start milestone point
Finish milestone point

Responsibility	Act ID	Description	Orig Dur	Early Start	Early Finish
MOJAVE	2964	Connect &Pull T-UDBL to UDBL	1	16JUN11	16JUN11
MOJAVE	2974	All pulls out of UDBL to basement pumps complete	1	16JUN11	16JUN11
MOJAVE	3004	Pull conductor from LBBC to LDPBRA	2	16JUN11	17JUN11
BOMBARD	3034	Finish install of HVAC Duct and install grills	1	16JUN11	16JUN11
W-T	3044	Clean and seal floor	1	17JUN11	17JUN11
MOJAVE	2954	Connect and pull conductors from T-UDBL to Bypas	1	20JUN11	20JUN11
0037 Men Locker Showers					
L&P	436	Install toilet partitions and accessories	5	14JUN11	20JUN11
0038 Women Locker Showers					
L&P	504	Install toilet partitions and accessories	5	21JUN11	27JUN11
0050 Communications Distribution HUB					
J&R	1254	Install flooring RF-2 and RB-1(DONE)	1	07JUN11	07JUN11
MOJAVE	634	Panel LBBD wire pulled/landed.	1	08JUN11	08JUN11
MOJAVE	1174	Panel ULCD, Pull conductors and make up panel	1	09JUN11	09JUN11
MOJAVE	1194	Wall outlets wire pulled, install outlets, trim	1	10JUN11	10JUN11
MOJAVE	1204	Wall swithces, pull wire, install switch.	1	13JUN11	13JUN11
MOJAVE	1214	Telecom wire pulled	1	14JUN11	14JUN11
N/A	1224	Ceiling is exposed to structure	1	15JUN11	15JUN11
KHS&S	1234	Paint door jamb and door	1	16JUN11	16JUN11
DH PACE	1244	Install door hardware	1	17JUN11	17JUN11
0026 Sewage Ejector Pump					
BOMBARD	2454	Install SS Float Brackets and Floats	1	07JUN11	07JUN11
MOJAVE	2464	Pull power XHBA-31-33-35	2	08JUN11	09JUN11
MOJAVE	2474	Pull wire and terminate at disconnect	1	08JUN11	08JUN11
MOJAVE	2484	Pull and terminate wire from disconnect to pump	1	08JUN11	08JUN11
MOJAVE	2494	Install C Type light fixture wall type	1	08JUN11	08JUN11
MOJAVE	2504	R/I and terminate light power	1	08JUN11	08JUN11
0025A Fire Riser					
KHS&S	784	Prime and paint walls	2	07JUN11	08JUN11
KHS&S	2514	Prime and paint doors and frames	2	07JUN11	08JUN11

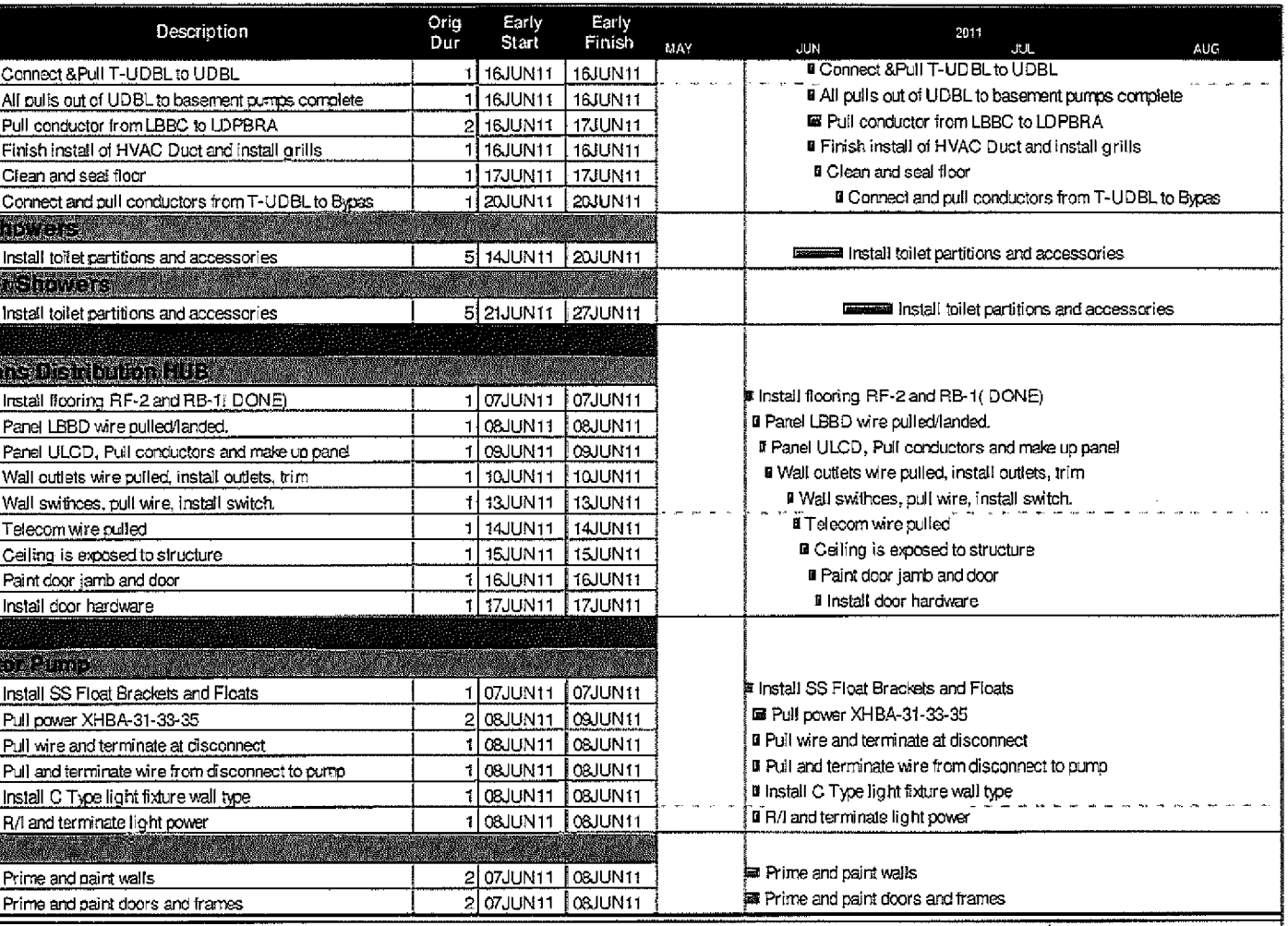

Run date	07JUN11
Page number	28A
Data date	07JUN11
© Primavera Systems, Inc.	

The Whiting-Turner Contracting Co.
LVCH 4 Week Schedule

Early bar
Progress bar
Critical bar
Summary bar
Start milestone point
Finish milestone point

MOJ01792
JA 00005568

Responsibility	Act ID	Description	Orig Dur	Early Start	Early Finish
DH PACE	2524	Install door Hardware	1	09JUN11	09JUN11
MOJAVE	2544	Install wall light B Type fed from LRA1-1	1	09JUN11	09JUN11
MOJAVE	2554	Pull wire and terminate light switch	1	09JUN11	09JUN11
MOJAVE	2564	Install Non Fused Disconnect out of ELBA-14-16	1	09JUN11	09JUN11
MOJAVE	2574	Install Non Fused Disconnect out of ELBA-18-20	1	09JUN11	09JUN11
MOJAVE	2584	Install wall outlet fed from LBBA-8	1	09JUN11	09JUN11
WESTERN	2594	Install 2 Flow switches	1	10JUN11	10JUN11
WESTERN	2604	Install 2 tamper switches	1	10JUN11	10JUN11
MOJAVE	2614	Install smoke detector	1	10JUN11	10JUN11
MOJAVE	2624	Install Fire alarm speaker w/ ADA Strobe	1	10JUN11	10JUN11
MOJAVE	2634	Pull Fire alarm cable and terminate devices	2	13JUN11	14JUN11
0029 Emergency Electrical					
MOJAVE	754	Install 3 type C fixtures	1	07JUN11	07JUN11
KHS&S	3124	Complete drywall around Door, CRA 178	1	07JUN11	07JUN11
KHS&S	3134	Tape and finish door relocation,CRA 178	1	07JUN11	07JUN11
KHS&S	3144	Paint wall at door relocation.	1	07JUN11	07JUN11
MOJAVE	2984	Power Light fixtures out of EHBA-5	1	08JUN11	08JUN11
DH PACE	3154	Hang Relocated Door. CRA 178	1	08JUN11	08JUN11
MOJAVE	2994	Run power to WSHP	1	09JUN11	09JUN11
KHS&S	3164	Paint Door	1	09JUN11	09JUN11
MOJAVE	3014	Pull wire and terminate EHBA-18	1	10JUN11	10JUN11
DH PACE	3174	Install Door Hardware	1	10JUN11	10JUN11
MOJAVE	3024	Pull wire and terminate XFRMR-ELBA	1	13JUN11	13JUN11
MOJAVE	3054	Connect and pull wire from ELBA to XFRMR-ELBA	1	13JUN11	13JUN11
MOJAVE	3064	Replace broken contactors	1	13JUN11	13JUN11
MOJAVE	3074	Terminate and make up Panel EHDPA	1	13JUN11	13JUN11
MOJAVE	3084	Complete all Hampton Tedder testing.	1	14JUN11	14JUN11
MOJAVE	3094	Energize all panels in room	1	15JUN11	15JUN11
MOJAVE	3104	Install closure piece at PSG, CRA 178	1	16JUN11	16JUN11
MOJAVE	3114	Complete wall R/I at Door relocation North wall	1	16JUN11	16JUN11
0051 Open Office					
BOMBARD	934	Connect 8" O.S.D. thru wall to 6" roof bubbler.	1	08JUN11	08JUN11

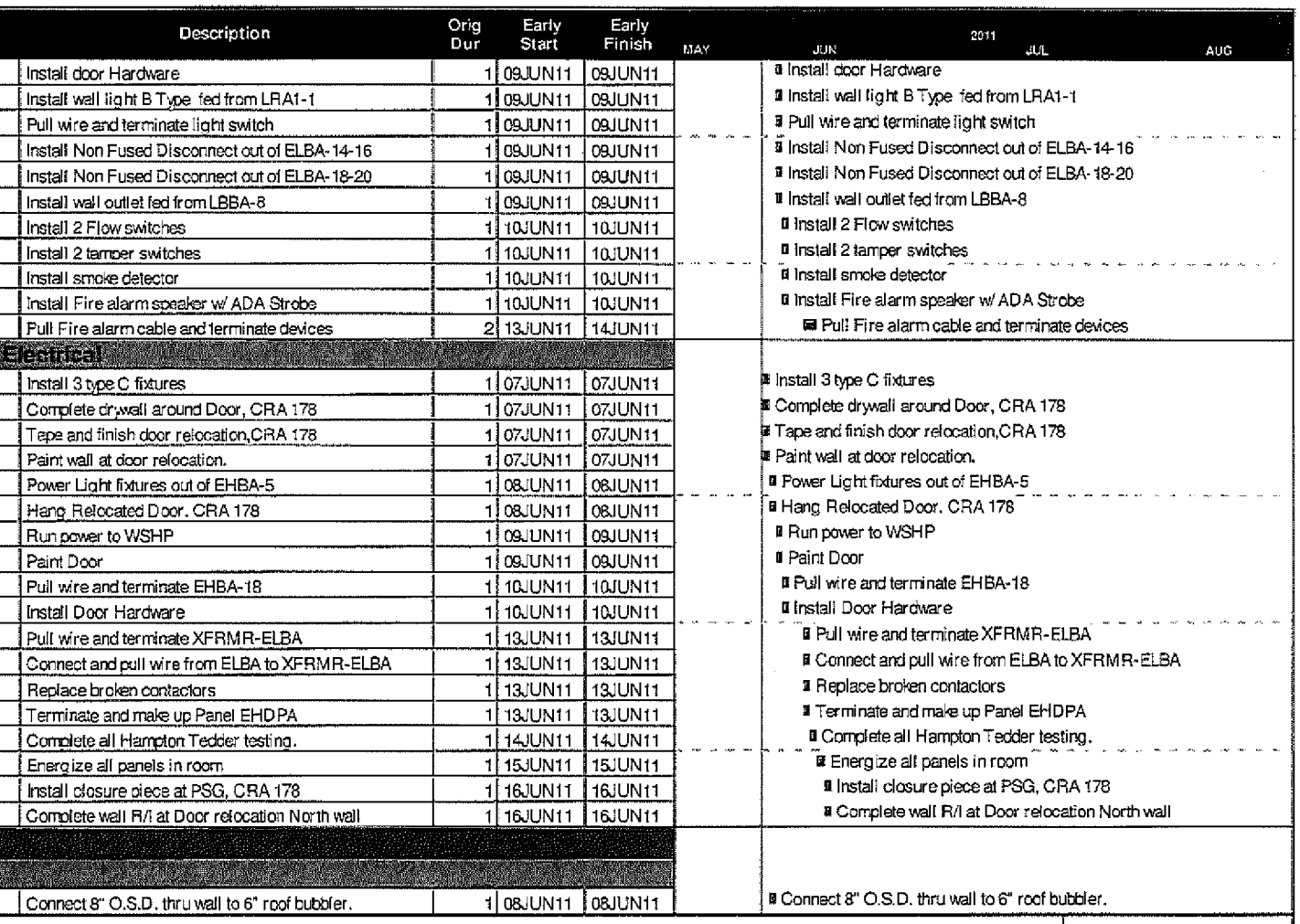

Run date 07JUN11
Page number 29A
Data date 07JUN11
© Primavera Systems, Inc.

The Whiting-Turner Contracting Co.
LVCH 4 Week Schedule

Early bar
Progress bar
Critical bar
Summary bar
Start milestone point
Finish milestone point

Responsibility	Act ID	Description	Orig Dur	Early Start	Early Finish
0063 Future Data Center					
MOJAVE	844	ULDD, ULDDS, ULDC, ULDC wire pulled/landed	1	07JUN11	07JUN11
J&R	1344	Install flooring RF-2 and RB-1(DONE)	1	07JUN11	07JUN11
MOJAVE	1274	Make up panels in room	1	08JUN11	08JUN11
MOJAVE	1284	Wall outlets wire pulled, install outlets, trim	1	09JUN11	09JUN11
MOJAVE	1294	Wall swithces, pull wire, install switch.	1	10JUN11	10JUN11
MOJAVE	1304	Telecom wire pulled	1	13JUN11	13JUN11
KHS&S	1314	Install suspended ceiling and ACT-1	1	14JUN11	14JUN11
KHS&S	1324	Paint door jamb and door	1	15JUN11	15JUN11
DH PACE	1334	Install door hardware	1	16JUN11	16JUN11
0064 Compliner Storage					
J&R	1474	Install flooring RF-1 and RB-1(DONE)	1	07JUN11	07JUN11
MOJAVE	824	Wall outlets wire pulled, install outlets, trim	1	08JUN11	08JUN11
MOJAVE	1434	Wall swithces, pull wire, install switch.	1	09JUN11	09JUN11
KHS&S	1444	Install suspended ceiling and ACT-2	1	10JUN11	10JUN11
KHS&S	1454	Paint door jamb and door	1	13JUN11	13JUN11
DH PACE	1464	Install door hardware	1	14JUN11	14JUN11
0065 Data Center					
J&R	1424	Install flooring RF-2 and RB-1(DONE)	1	07JUN11	07JUN11
MOJAVE	834	ULDBS,ULOB,ULDA,ULDAS wire pulled/landed	1	09JUN11	09JUN11
MOJAVE	1374	Wall outlets wire pulled, install outlets, trim	1	10JUN11	10JUN11
MOJAVE	1384	Wall swithces, pull wire, install switch.	1	13JUN11	13JUN11
KHS&S	1394	Install suspended ceiling and ACT-1	1	14JUN11	14JUN11
KHS&S	1404	Paint door jamb and door	1	15JUN11	15JUN11
DH PACE	1414	Install door hardware	1	16JUN11	16JUN11
LEVEL ONE					
1153 Fire Command Room					
KHS&S	172	Complete framing and drywall all walls	1	10JUN11	10JUN11
KHS&S	182	Tape and Mud all walls Level 4	5	13JUN11	17JUN11
KHS&S	192	Texture and Paint walls	3	14JUN11	16JUN11
HEINAMAN	202	Install store front system	2	17JUN11	20JUN11

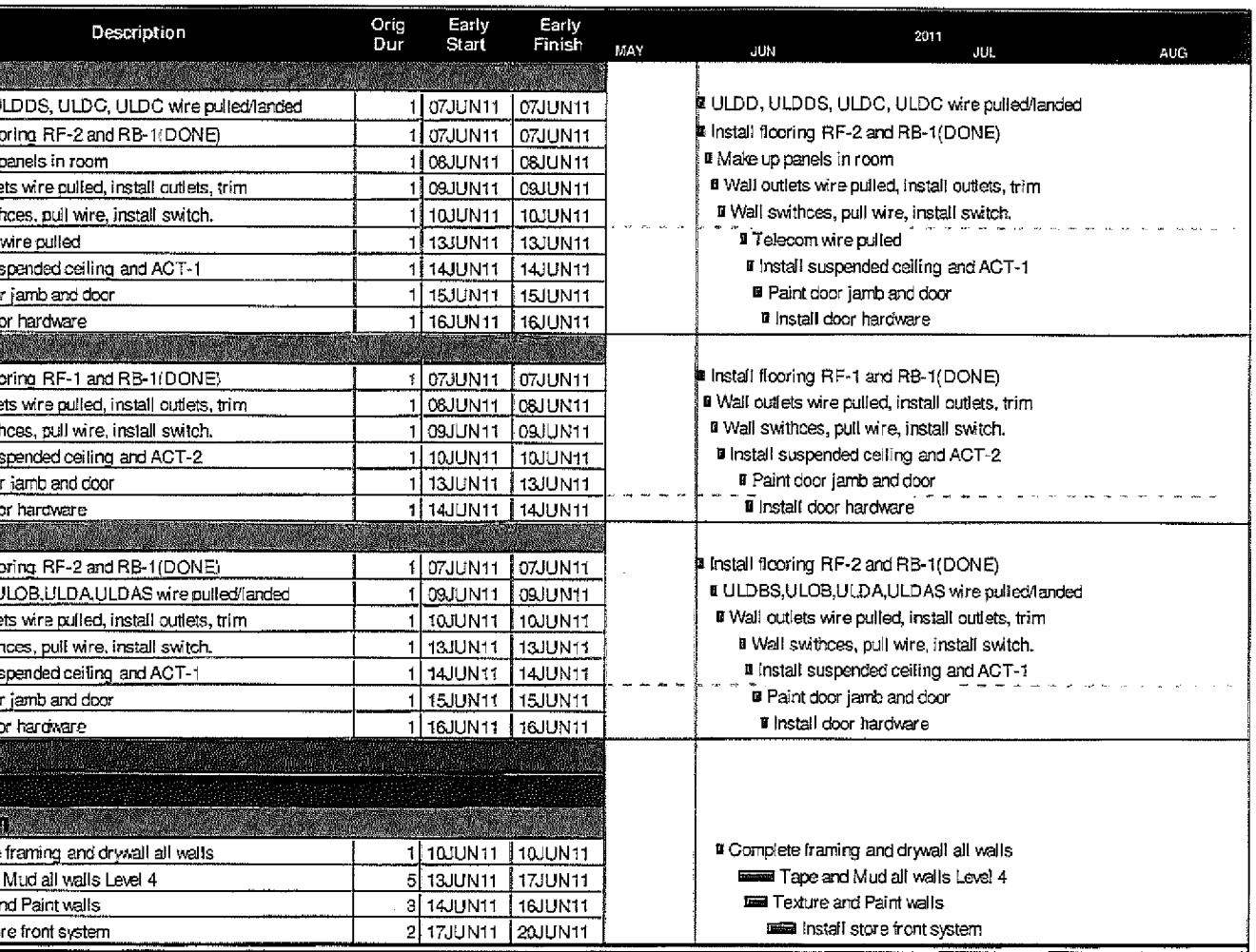

Run date	07JUN11
Page number	30A
Data date	07JUN11
© Primavera Systems, Inc.	

The Whiting-Turner Contracting Co.
LVCH 4 Week Schedule

- Early bar
- Progress bar
- Critical bar
- Summary bar
- Start milestone point
- Finish milestone point

MOJ01794
JA 00005570

Responsibility	Act ID	Description	Orig Dur	Early Start	Early Finish
MOJAVE	392	Install XLS Fire Alarm Battery Cabinet, W. Wall	1	17JUN11	17JUN11
MOJAVE	402	Install XLS Voice Communication Cabinet,W. Wall	1	17JUN11	17JUN11
MOJAVE	412	Install Smoke Control Panel, West Wall	1	17JUN11	17JUN11
MOJAVE	422	Install Smoke Control Graphic Display, W. wall	1	17JUN11	17JUN11
MOJAVE	432	Install Work station , table , printer, W.wall	1	17JUN11	17JUN11
MOJAVE	442	Install Communication Unit Radios, North Wall	1	20JUN11	20JUN11
MOJAVE	452	Install Air Handling Status Contro, North Wall	1	20JUN11	20JUN11
MOJAVE	462	Install Generator Supervision, North Wall	1	20JUN11	20JUN11
MOJAVE	472	Install Fire Pump Status, North Wall	1	20JUN11	20JUN11
MOJAVE	482	Install Elevator Status, North Wall	1	20JUN11	20JUN11
W-T	212	Clean and Seal Concrete floor	1	21JUN11	21JUN11
MOJAVE	492	Install Emergency & Standby Status, N.wall	1	21JUN11	21JUN11
J&R	222	Install RB-1	1	22JUN11	22JUN11
MOJAVE	502	Install Panel ELFCC fed through T-ELFCC	1	22JUN11	22JUN11
MOJAVE	512	T-ELFCC Fed from EHDPA in Basement	1	22JUN11	22JUN11
MOJAVE	522	Pull all conductors and make up gear	2	23JUN11	24JUN11
MOJAVE	542	Install Fire Alarm	2	27JUN11	28JUN11
MOJAVE	552	Install power to WSHP-1 out of ELFCC-3	1	29JUN11	29JUN11
MOJAVE	562	Install Power to WSHP-1 out of EHIA-22	1	29JUN11	29JUN11
MOJAVE	572	Install Power to UH-1 out of EHIA-16,18,20	1	29JUN11	29JUN11
MOJAVE	582	Install outlets and power out of ELFCC-1	1	30JUN11	30JUN11
MOJAVE	592	Install 5 Shunt trips on East Wall	2	30JUN11	01JUL11
MOJAVE	602	Shunt trips powered out of SEA, SEB, PSG, UPS,PV	1	30JUN11	30JUN11
MOJAVE	612	Pull conductors and make up shunt trips	1	01JUL11	01JUL11
W-T	722	Install plan taple w/ Direct Dial Tele. E.wall	1	05JUL11	05JUL11
KHS&S	732	Install White Board East Wall	1	06JUL11	06JUL11
W-T	742	Install plan rack, East Wall	1	07JUL11	07JUL11
1088 Studio					
KHS&S	443	Frame the Inner of the Outer Two walls	2	08JUN11	09JUN11
BOMBARD	453	Install Sound Insulation at duct 6/AI9.06.2	1	10JUN11	10JUN11
MOJAVE	463	Install Rated J-box in walls 6/AI9.08.1	1	10JUN11	10JUN11
MOJ. & BOM	473	R/I walls MEP	2	10JUN11	13JUN11

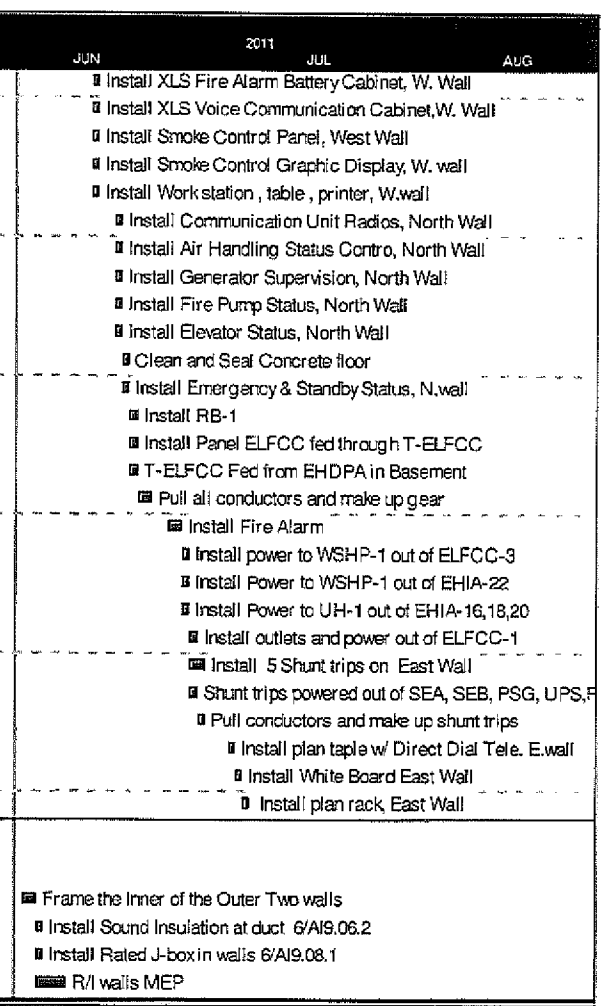

Run date	07JUN11
Page number	31A
Data date	07JUN11
© Primavera Systems, Inc.	

The Whiting-Turner Contracting Co.
LVCH 4 Week Schedule

Early bar
Progress bar
Critical bar
Summary bar
Start milestone point
Finish milestone point

MOJ01795
JA 00005571

Responsibility	Act ID	Description	Orig Dur	Early Start	Early Finish
CITY INSP.	483	Inspect Walls	1	14JUN11	14JUN11
KHS&S	493	Install Backing - Curtain/Cable tray 18/AI9.10.1	1	15JUN11	15JUN11
KHS&S	503	Insulate Walls	1	15JUN11	15JUN11
KHS&S	513	Double Rock walls ,maintain 1" gap between walls	2	16JUN11	17JUN11
CITY INSP.	523	Inspect screw pattern drywall	1	20JUN11	20JUN11
KHS&S	533	Install accoustical sealant top & bottom @ walls	1	21JUN11	21JUN11
MOJAVE	543	Install Cable Tray system	2	21JUN11	22JUN11
LEVEL EIGHT					
8008 Electrical Room					
KHS&S	464	Tape and Finish Drywall. Install Column Covers	2	07JUN11	08JUN11
KHS&S	1054	Paint walls.	3	09JUN11	13JUN11
J&R	1055	Install Rubber Base	1	14JUN11	14JUN11
DH PACE	1064	Install Door and Hardware, Room Lockable	2	15JUN11	16JUN11
KHS&S	1065	Paint Door and Frame	1	17JUN11	17JUN11
MOJAVE	1084	Install west wall Panels: HRBA,LRBA,XLRA	1	17JUN11	17JUN11
MOJAVE	1094	Install west wall XFMR T-XLRA, panel XHDPRA	1	17JUN11	17JUN11
MOJAVE	1104	Install north wall panel LRAA	1	17JUN11	17JUN11
MOJAVE	1114	Install east wall panels; HDPRBA,LRBA,HDPRAA	1	17JUN11	17JUN11
MOJAVE	1124	Install east wall XFMR T-LRBA, T-LRAA	1	17JUN11	17JUN11
MOJAVE	1074	Install Fan Coil 31.	1	20JUN11	20JUN11
MOJAVE	1134	Install PV Inverter	1	20JUN11	20JUN11
MOJAVE	1144	Install 120 volt Connection to satellite racks.	1	21JUN11	21JUN11
MOJAVE	1154	Fan Coil 31 powered out of Panel xlra-4	1	22JUN11	22JUN11
MOJAVE	1164	Trim out Outlet West wall, powered xlra-5.	1	23JUN11	23JUN11
?	1184	Seal Concrete Floors	1	24JUN11	24JUN11
SITEWORK					
MOBILIZATION SITE WORK					
Fire Pump Room 1156					
WESTAR	535	Jocky Pump running.	1	07JUN11	07JUN11

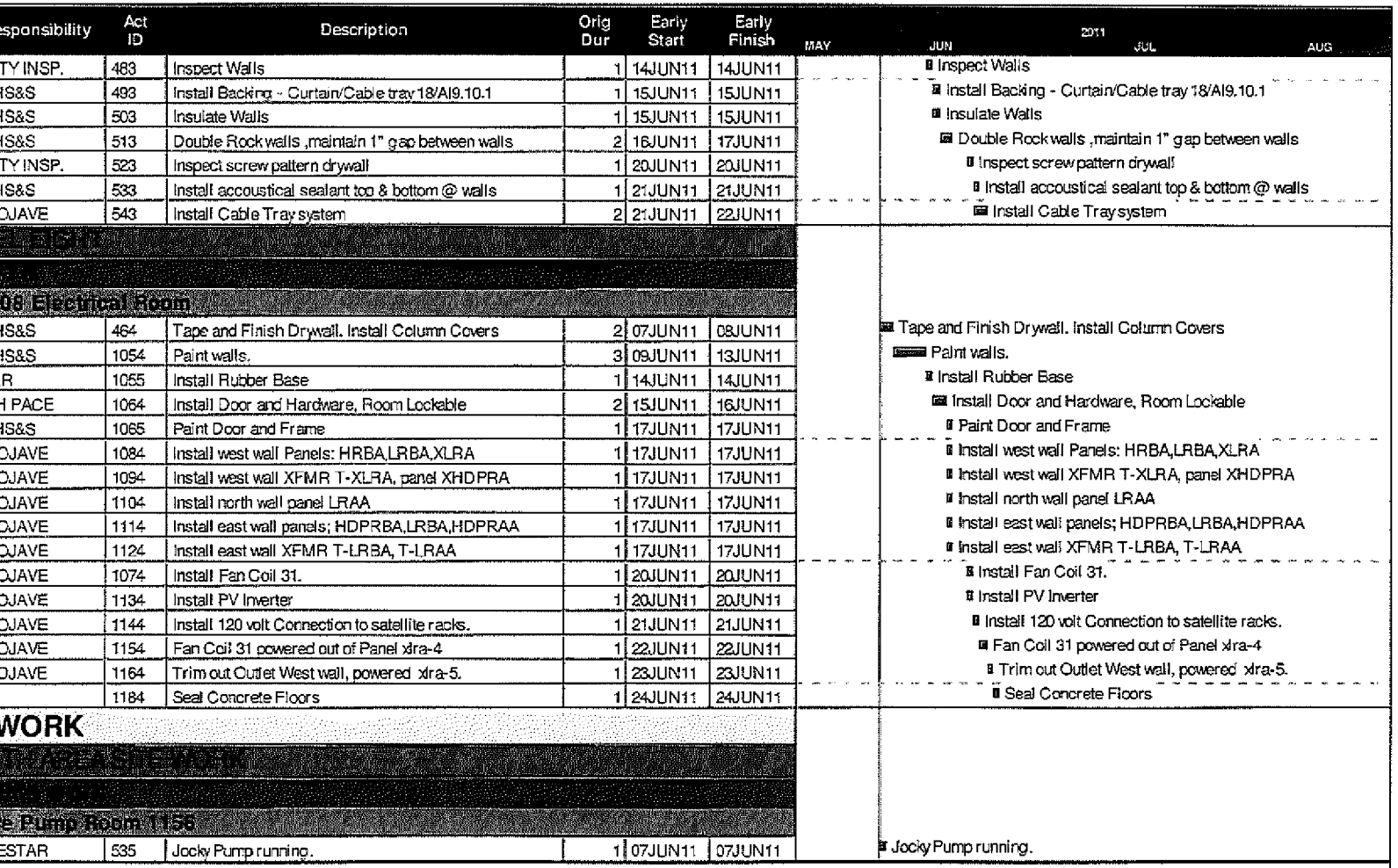

Run date	07JUN11
Page number	32A
Data date	07JUN11
© Primavera Systems, Inc.	

The Whiting-Turner Contracting Co.
LVCH 4 Week Schedule

- Early bar
- Progress bar
- Critical bar
- Summary bar
- Start milestone point
- Finish milestone point

MOJ01796
JA 00005572

Responsibility	Act ID	Description	Orig Dur	Early Start	Early Finish
MOJAVE	725	Complete all electrical make up in Fire Pump rm	3	08JUN11	10JUN11
WESTAR	735	Complete all fire protection work in room	3	13JUN11	15JUN11
ALL SUBS	815	Room 100% complete	1	16JUN11	16JUN11
Loading Dock Service Yard					
SNP	55	Finish rough grade	2	28JUL11	29JUL11
URATA	56	Finish grade slab on Grade .	5	01AUG11	05AUG11
MOJAVE	57	R/I conduit for Electrical	2	02AUG11	03AUG11
FLIPPINS	66	Raise Manhole Lids to grade	1	02AUG11	02AUG11
PCS	585	Set Rebar at Slab on Grade.	1	04AUG11	04AUG11
URATA	595	Place Slab on Grade .	1	05AUG11	05AUG11
HEINAMAN	605	Install Gladding at Entry Gate Beams	10	08AUG11	19AUG11
U. BRASS	615	Install Gates	20	22AUG11	19SEP11
Utility Yard 1157					
HEINAMAN	365	Install Cladding at manual Gate Beam	10	22AUG11	02SEP11
U. BRASS	545	Install Gate	10	06SEP11	19SEP11
Electrical Room 1114					
MOJAVE	355	Completed , locked out tagged out.	1	07JUN11	07JUN11
Stair # 6					
MOJAVE	375	Pull conductors for wall lights	2	07JUN11	08JUN11
MOJAVE	555	Install wall lights	3	09JUN11	13JUN11
SME	565	Install Handrails	5	14JUN11	20JUN11
SOUTH AREA SITE WORK					
[illegible]					
SNP	835	Rough Grade South Elevation	1	07JUN11	07JUN11
FLIPPINS	935	Lay out and Install 8" leach line from Intercept	4	07JUN11	10JUN11
URATA	965	Layout foundations PV Trees	5	14JUN11	20JUN11
URATA	975	Mobilize and drill PV Trees foundations	15	21JUN11	12JUL11
WEST AREA SITE WORK					
[illegible]					

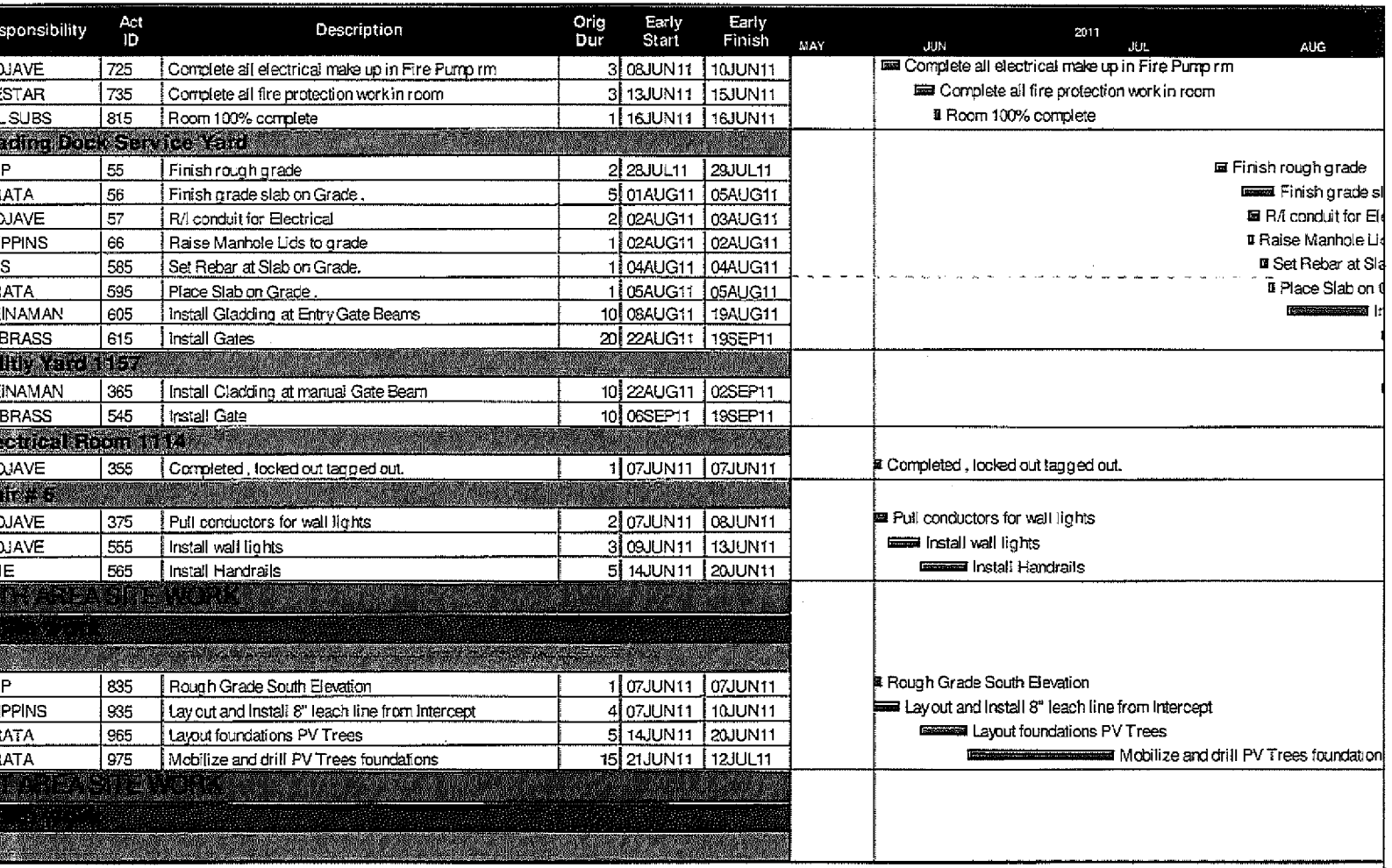

Run date 07JUN11
Page number 33A
Data date 07JUN11
© Primavera Systems, Inc.

The Whiting-Turner Contracting Co.
LVCH 4 Week Schedule

Early bar
Progress bar
Critical bar
Summary bar
Start milestone point
Finish milestone point

Responsibility	Act ID	Description	Orig Dur	Early Start	Early Finish	MAY	JUN	2011 JUL	AUG
MOJAVE	295	Install Deep NVE Transmission Lines	10	08JUN11	21JUN11		Install Deep NVE Transmission Lines		

Run date	07JUN11
Page number	34A
Data date	07JUN11
© Primavera Systems, Inc.	

The Whiting-Turner Contracting Co.
LVCH 4 Week Schedule

- Early bar
- Progress bar
- Critical bar
- Summary bar
- Start milestone point
- Finish milestone point

J56.1-396

MOJ01798

JA 00005574

Carmen Militello

From: Kaeser, Kirk <Kirk.Kaeser@whiting-turner.com>
Sent: Thursday, June 02, 2011 5:43 PM
To: Burch, Clinton; Payne, Daniel; atbutcher@isecinc.com; agarcia@universalbrassinc.com; Anne.Presnal@dhpace.com; bsittman@bombardmechanical.com; bowens@ubglv.com; Birmen@westarfire.com; Brad.Taylor@aggregate-us.com; Brent.Shreeve@aggregate-us.com.; Briseno, Nancy; bruce@commroof.com; btie@cts-1.com; Bryan@Flippins.com; cnortontrit@aol.com; hauntz@embarqmail.com; Chris.Yanke@pcsgp.com; christinashelfo@panaceaservices.com; Chris Meiers; Crystal Teissedre; dboskovich@cts-1.com; dlavery@westarfire.com; david schaper; Dennis@precisionalrbalance.com; derekb@smesteel.com; Dino; donf@heinaman.net; dbade@girouxglass.com; estagner@yesco.com; Floyd, Michael; greg@bombardmechanical.com; gfrancis@burlingtonplumbinglv.com; Henry, Dave; jphillips@lpinteriorsllc.com; JGomel@bombardmechanical.com; jamie@jrfloors.net; jeff@sitmatic.com; jeffa@khsswest.com; jmaupin@harsco.com; josephc@heinaman.net; JDrace@bombardmechanical.com; John Sadosky; JYoung@universalbrassinc.com; justin@amilv.com; Kfox@precisionairbalance.com; Kelli@precisionairbalance.com; ken.downey@cox.net; Lee, David; Linda@urataconcrete.com; Lisaf@sunstonespecialties.com; Lloyd, Elliott; lmpies@urataconcrete.com; Mark.Scott@otis.com; mbechtel@commroof.com; Michael.J.Hahn@jci.com; Michelle@precisionairbalance.com; mwalters@yesco.com; mikec@khsswest.com; nedm@heinaman.net; Nhutzol@westarfire.com; Nick@precisionairbalance.com; panaceaservices@aol.com; pkonsten@modernfold.com; rbellamy@republiclv.com; rclark@amazonconstruction.com; rilossia@isecinc.com; rex.hunt@tractel.com; richarda@smesteel.com; Richard Christensen; randrade@yesco.com; Ruesch, Daniel; sean.roberts@pcsgp.com; sbdilley@venturamarble.com; Shepard, Cory; sondra.smith@otis.com; Steve@precisionairbalance.com; tpindel@venturamarble.com; tm@milicistudios.com; Troy.OConnor@aggregate-us.com; william.j.casiere@jci.com; young@sunstonespecialties.com
Cc: Briseno, Nancy; Henry, Dave; Lee, David
Subject: RE: 4wk Schedule 5-31-11 City of Las Vegas New City Hall.
Attachments: LVCH-4WK53111.pdf

Kirk Kaeser | Project Manager
THE WHITING-TURNER CONTRACTING COMPANY
City of Las Vegas - New City Hall
495 Main St | Las Vegas, NV 89101
Phone: (702) 851-4190
Cell: (949) 279-7236

Responsibility	Act ID	Description	Orig Dur	Early Start	Early Finish
MILESTONES					
Exterior Milestones					
SNP	31	Start South Site Work Rough Grading	0	31MAY11	
MOJAVE	61	Start Deep Transmission Lines West Side	0	08JUN11	
URATA	41	Mobilize and Drill PV Tree foundations	0	10JUN11	
KHS&S	51	Resolve Vertical QC Waterproofing C.Chambers	0	14JUN11	
URATA	11	Pour Loading Dock	0	05AUG11	
Interior Milestones					
W-T	325	Price Dais New Design from JMA recieved 4-19-11	0	31MAY11	
VENTURA	205	Complete level one Restrooms	0		31MAY11
KHS&S	885	Complete Painting Level one Area A	0		31MAY11
DH PACE	925	Install Aluminum Door frames levels B and 1	0	07JUN11	
MOJAVE	845	Complete overhead level one electrical R/I	0		08JUN11
ALL SUBS	855	Complete Suspended Ceiling R/I MEP Basement	0	16JUN11	
BOMBARD	865	Start up Central Plant level 8	0	20JUN11	
BOMBARD	875	Start up Air Handlers 1-6 Levels B thru 2	0	24JUN11	
ISEC	195	Install interior cabinet/ millwork	0	01JUL11 *	
Construction Duration/ Hammocks					
ALL SUBS	235	Level One 5' leave out work area A	1 *	31MAY11	01JUN11
ALL SUBS	236	Level two 5' leave out work area A	12 *	31MAY11	15JUN11
SME/ URATA	225	Plaza- 2 Tube stl. Modifications Louver screen	17 *	06JUN11	28JUN11
DESIGN					
CURRENT DRAWING LOG					
Contract Set of Documents/ Released for Const.					
ALL SUBS	15	Approved - thru Bulletin 13	1	31MAY11	06JUN11
Document Also/ Not Released for construction					
ALL SUBS	85	Pricing Due- Bulletins 6,7,10,11,12 and 13	1	31MAY11	31MAY11

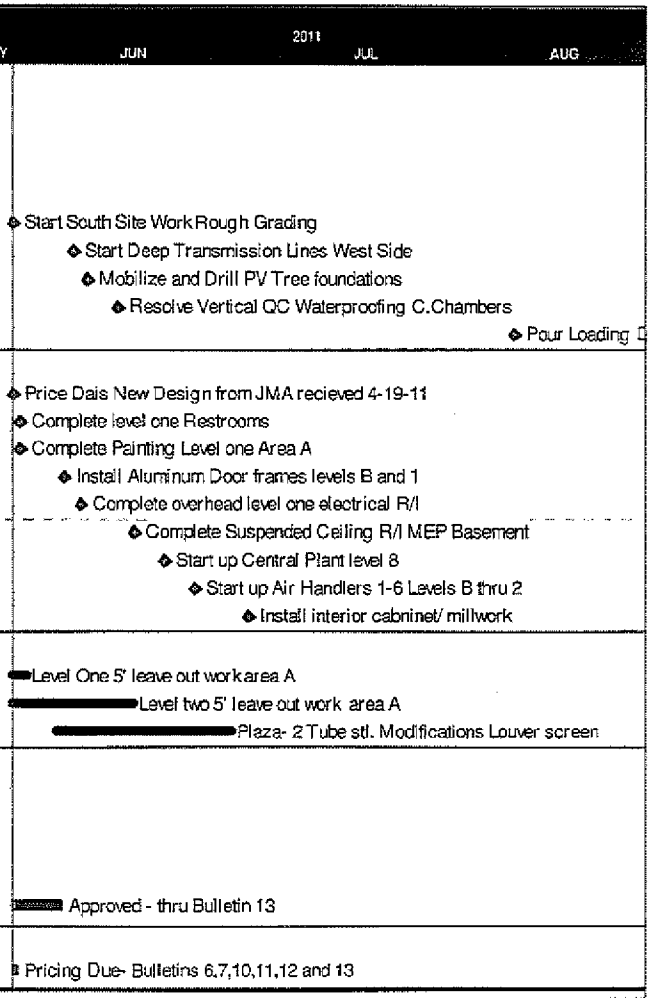

Run date	02JUN11
Page number	1A
Data date	31MAY11
© Primavera Systems, Inc.	

The Whiting-Turner Contracting Co.
LVCH 4 Week Schedule

Early bar
Progress bar
Critical bar
Summary bar
Start milestone point
Finish milestone point

J56.1-398

MOJ01800
JA 00005576

Responsibility	Act ID	Description	Orig Dur	Early Start	Early Finish
ALL SUBS	285	Bulletin 10 Only released to Mojave and DH Pace	1	31MAY11	31MAY11
Bulletin's Approved by City of Las Vegas					
ALL SUBS	345	Bulletin 7,8,9, 12 and 13 are approved by City	1	31MAY11	31MAY11
RFIs					
Confirmation Only					
ALL SUBS	395	RFI 0674 Interior HVAC Louvers	1	31MAY11	31MAY11
KHS&S	405	RFI 0681 Auxiliary Drain Access Vestibule 1001	1	31MAY11	31MAY11
MCJ. & BOM	465	RFI 0659 R001 additional circuits for controls	1	31MAY11	31MAY11
BOMBARD	475	RFI 0684 revised sequence for boilers	1	31MAY11	31MAY11
SW STEEL	485	RFI 0636 Grand stair structural attachment	1	31MAY11	31MAY11
ALL SUBS	505	RFI 0663 Studio Coordination details	1	31MAY11	31MAY11
Need CRA, Need Owners Approval					
ALL SUBS	415	RFI 0679 Security Coordination Confirmation	5	31MAY11	06JUN11
W-T	425	RFI 0662 Lobby 2nd flr. slab vs. Structural	5	31MAY11	06JUN11
AMAZON	435	RFI 0682 Structural Terrace level 2	5	31MAY11	06JUN11
KHS&S	445	RFI 0670 4" Expansion joint option 1 or 2	5	31MAY11	06JUN11
Change Requests (Notifications, CRAs)					
Owner Change					
W-T	745	Plaza Louver Modifications JMA SK 4-11-11	1	31MAY11	31MAY11
W-T	905	CRA 153 reconciliation interior glazing	1	31MAY11	31MAY11
W-T	755	West Elevation , Prefunction Curtainwall Exp.Jnt	1	01JUN11	01JUN11
W-T	765	Roof Hatches installed level 4 Council Chambers	1	08JUN11	08JUN11
W-T	775	KHS&S box out below ceiling issues in Basement	1	08JUN11	08JUN11
W-T	785	Expansion Joint modifications level 2	1	08JUN11	08JUN11
Owner Change					
ALL SUBS	495	Bulletin 10 CRA # 159	0	31MAY11	
MOJAVE	715	CRA# 211-Bulletin 11, Mojave Electric	0	31MAY11	
KHS&S	795	CRA# 211-Bulletin 11, KHS&S	0	31MAY11	

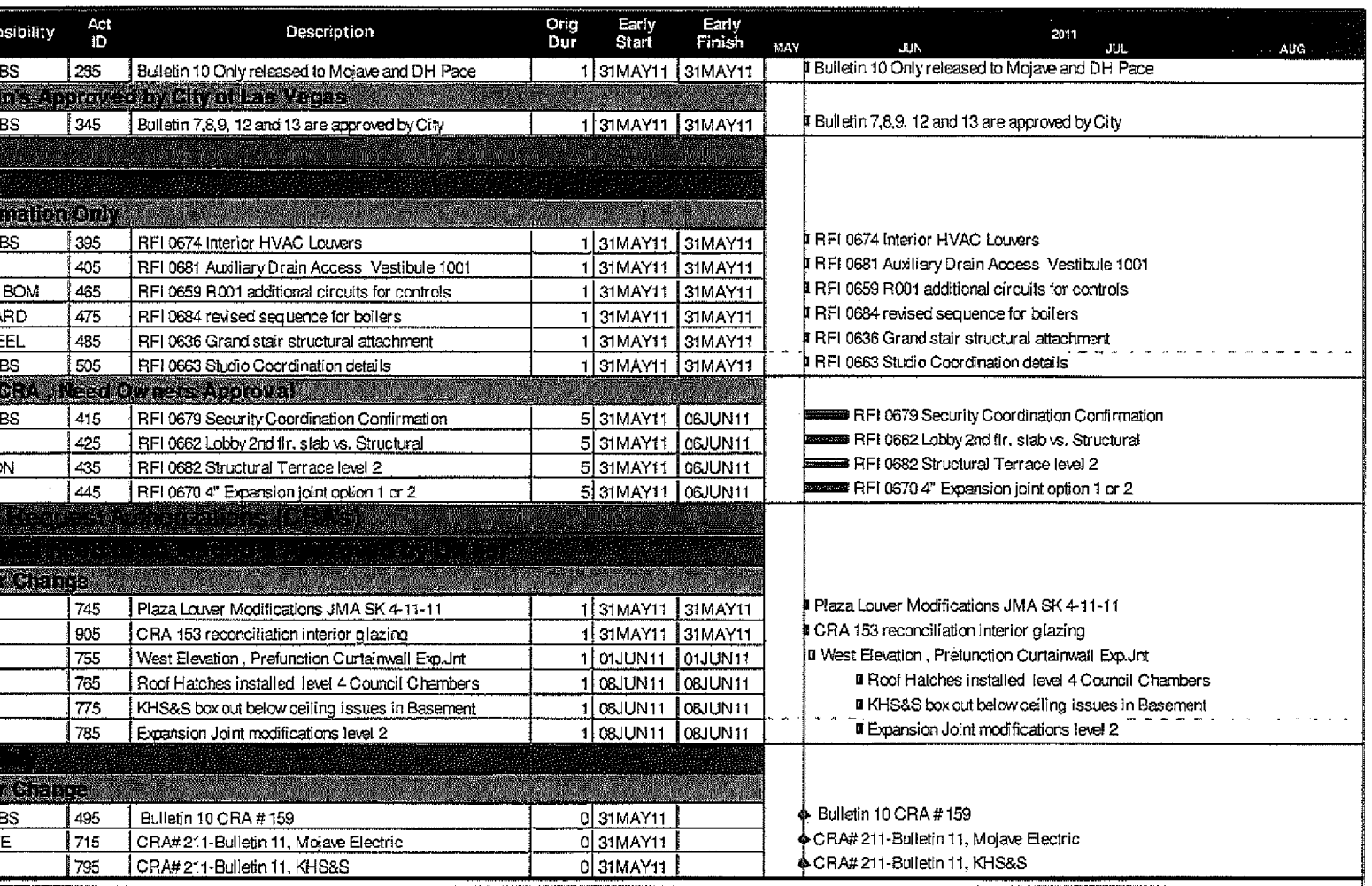

Run date 02JUN11
Page number 2A
Data date 31MAY11
© Primavera Systems, Inc.

The Whiting-Turner Contracting Co.
LVCH 4 Week Schedule

Early bar
Progress bar
Critical bar
Summary bar
Start milestone point
Finish milestone point

Responsibility	Act ID	Description	Orig Dur	Early Start	Early Finish
Owner Change					
DH PACE	275	CRA # 101 Bulletin 10	0	31MAY11	
MOJAVE	305	CRA # 101 Bulletin 10	0	31MAY11	
ALL SUBS	385	CRA# 211 Bulletin 11 all subs except Moj. &KHS&S	0	31MAY11	
Owner Change					
KHS&S	695	CRA# 159 Bulletin 10	0	31MAY11	
Backcharge					
BOMBARD	825	CRA # 236 Conflict w/ Level 3 drapery pocket	0	31MAY11	
Owner Change					
KHS&S	915	CRA# 237 soffit Modification rms 0061,0044	0	31MAY11	
BOMBARD	A-100	CRA # 163 -Bulletin 9 Level 4.5 Mech. Penthouse	0	31MAY11	
COMMERCIAL	A-110	CRA # 163 -Bulletin 9 Level 4.5 Mech. Penthouse	0	31MAY11	
KHS&S	A-120	CRA # 163 -Bulletin 9 Level 4.5 Mech. Penthouse	0	31MAY11	
MOJAVE	A-130	CRA # 163 -Bulletin 9 Level 4.5 Mech. Penthouse	0	31MAY11	
WESTAR	A-140	CRA # 163 -Bulletin 9 Level 4.5 Mech. Penthouse	0	31MAY11	
BOMBARD	A-150	CRA # 126- Bulletin 7 Cafeteria Health Codes	0	31MAY11	
ISEC	A-160	CRA # 126- Bulletin 7 Cafeteria Health Codes	0	31MAY11	
KHS&S	A-170	CRA # 126- Bulletin 7 Cafeteria Health Codes	0	31MAY11	
MOJAVE	A-180	CRA # 126- Bulletin 7 Cafeteria Health Codes	0	31MAY11	
VENTURA	A-190	CRA # 126- Bulletin 7 Cafeteria Health Codes	0	31MAY11	
MOJAVE	A-200	CRA # 130 Bulletin 8-Glass Wall LED cabinets	0	31MAY11	
BOMBARD	A-210	CRA # 130 Bulletin 8-Glass Wall LED cabinets	0	31MAY11	
YESCO	A-220	CRA # 130 Bulletin 8-Glass Wall LED cabinets	0	31MAY11	
BOMBARD	A-250	CRA # 125 Council Chambers Smoke Zone Altera.	0	31MAY11	
DH PACE	A-260	CRA # 125 Council Chambers Smoke Zone Altera.	0	31MAY11	
ISEC	A-270	CRA # 125 Council Chambers Smoke Zone Altera.	0	31MAY11	
KHS&S	A-280	CRA # 125 Council Chambers Smoke Zone Altera.	0	31MAY11	
MOJAVE	A-290	CRA # 125 Council Chambers Smoke Zone Altera.	0	31MAY11	
WESTAR	A-300	CRA # 125 Council Chambers Smoke Zone Altera.	0	31MAY11	

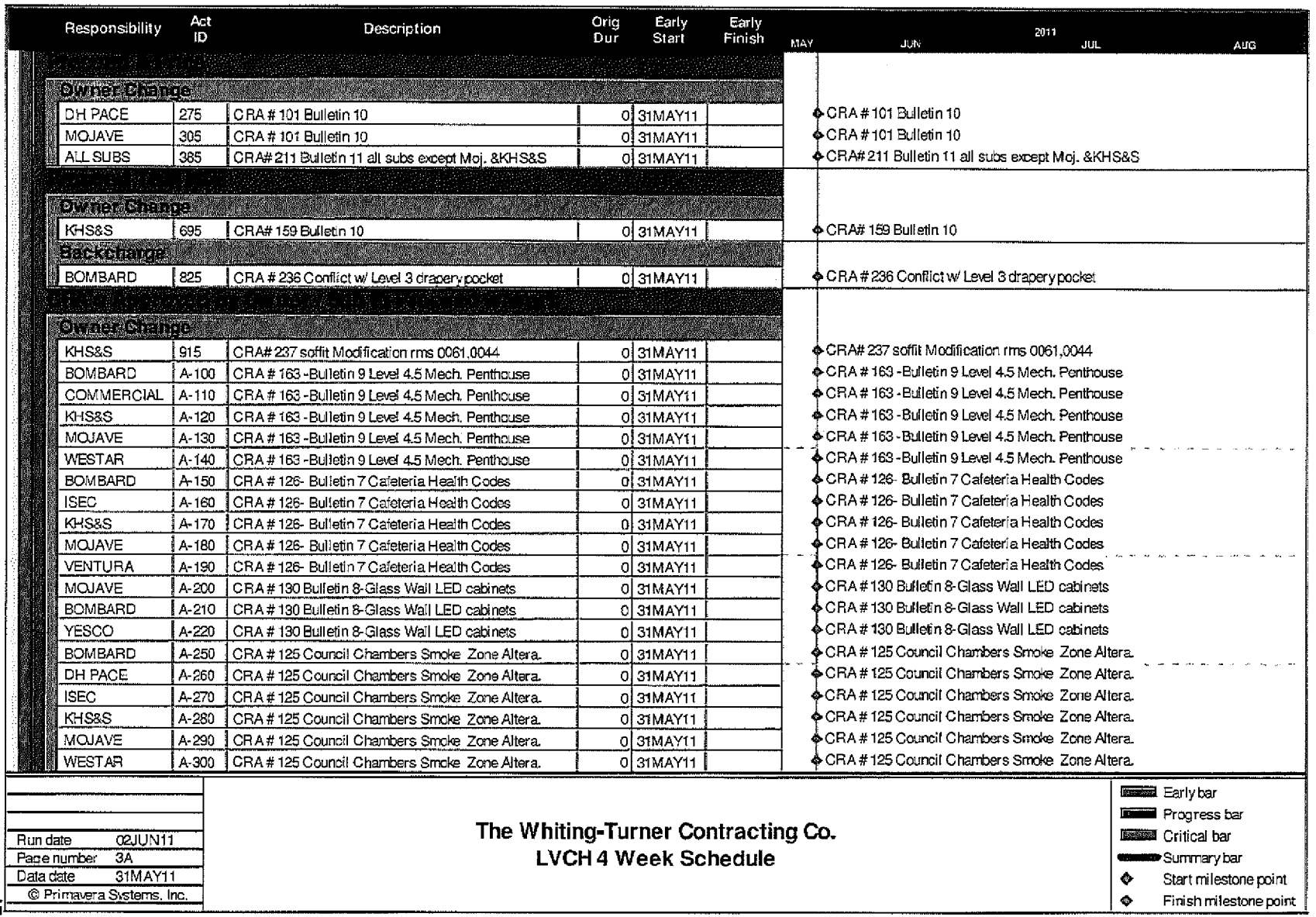

Run date	02JUN11
Page number	3A
Data date	31MAY11
© Primavera Systems, Inc.	

The Whiting-Turner Contracting Co.
LVCH 4 Week Schedule

Early bar
Progress bar
Critical bar
Summary bar
Start milestone point
Finish milestone point

J56.1-400

MOJ01802
JA 00005578

Responsibility	Act ID	Description	Orig Dur	Early Start	Early Finish
AMAZON	150	Landscaping	1	31MAY11	31MAY11
U. BRASS	180	Deferred Handrail Submittal	1	31MAY11	31MAY11
U. BRASS	220	Utilitiy yard Metal gates Shops	1	31MAY11	31MAY11
HEINAMAN	230	South Entrance Curtain Wall system	2	01JUN11	02JUN11
HEINAMAN	240	ZIG ZAG Wall Interior curtain wall 3rd floor	2	01JUN11	02JUN11
HEINAMAN	250	S. Wall Prefunction window types R,P level 2	2	01JUN11	02JUN11
DH PACE	300	Window Types L,T, E,A,V level 1 studio area	10	01JUN11	14JUN11
HEINAMAN	310	Level 8 East Curtain wall catwalk attachment	5	01JUN11	07JUN11
VENTURA	20	Honeycomb Stone First Delivery	15	31MAY11	20JUN11
VENTURA	21	Honeycomb Stone Final Delivery	54	31MAY11	15AUG11
VENTURA	22	Stone flooring	58	31MAY11	19AUG11
MODERN F.	70	Won Door	6	31MAY11	07JUN11
HEINAMAN	80	Metal Louvers	5	31MAY11	06JUN11
MODERN F.	90	Overhead doors	6	31MAY11	07JUN11
SUNSTONE	100	smoke doors	6	31MAY11	07JUN11
DH PACE	110	Aluminum Interior Door frames and Doors	16	31MAY11	21JUN11
MOJAVE	120	Interior Lights	1	31MAY11	31MAY11
MOJAVE	130	Exterior Lights	1	31MAY11	31MAY11
MOJAVE	140	Horns and strobes Fire Alarm	1	31MAY11	31MAY11
ISEC	260	Rulon Undulating Wood Wall Panels	70	31MAY11	07SEP11
ISEC	290	Interior Cabinets/ Millwork	31	31MAY11	13JUL11
HEINAMAN	160	Prefunction West Curtain Wall system	34	01JUN11	19JUL11
HEINAMAN	170	Prefunction East Entry Curtain Wall system	4	02JUN11	07JUN11
U. BRASS	60	Grand stair handrail tread embed	2	03JUN11	06JUN11
HEINAMAN	190	Prefunction South Level 2 Curtain Wall system	40	03JUN11	29JUL11
HEINAMAN	200	Prefunction 3rd flr. Zig Zag Curtain Wall system	40	03JUN11	29JUL11

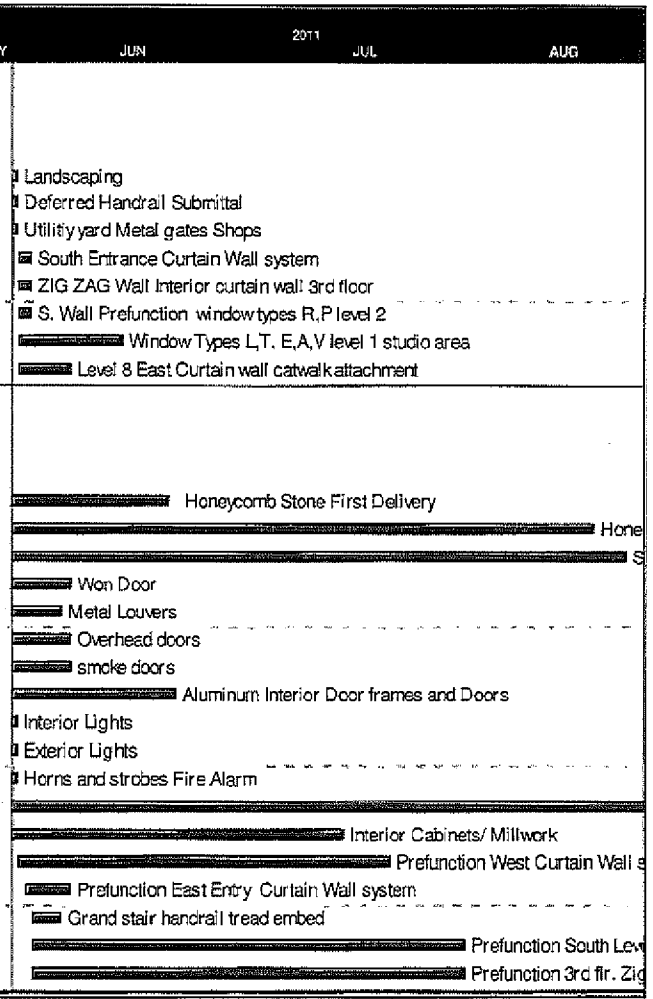

Run date 02JUN11
Page number 4A
Data date 31MAY11
© Primavera Systems, Inc.

The Whiting-Turner Contracting Co.
LVCH 4 Week Schedule

Early bar
Progress bar
Critical bar
Summary bar
Start milestone point
Finish milestone point

MOJ01803
JA 00005579

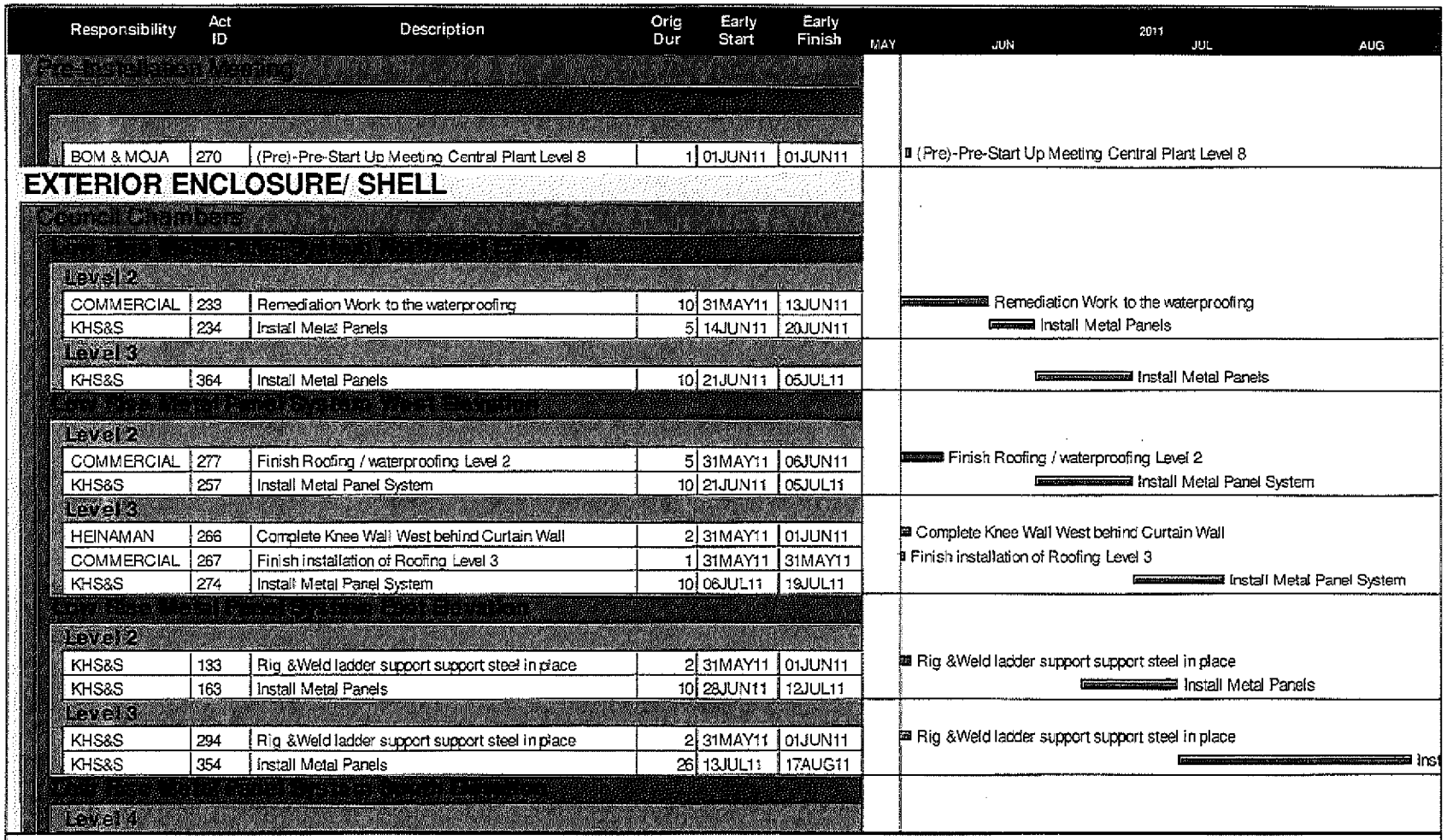

J56.1-402

MOJ01804
JA 00005580

Responsibility	Act ID	Description	Orig Dur	Early Start	Early Finish
KHS&S	223	Install Level 4 roof hatches (2)	2	07JUN11	08JUN11
COMMERCIAL	573	Patch single ply roofing /Water tight at Hatches	1	09JUN11	09JUN11
Cladding Wall					
South Elevation					
HEINAMAN	779	Field Measure for S.Entry Metal Panels (On Hold)	1	31MAY11	31MAY11
HEINAMAN	839	Install S. Entrance curtainwall System (On Hold)	6	31MAY11	07JUN11
HEINAMAN	759	Install 8th floor Panels from L line West	2	01JUN11	02JUN11
HEINAMAN	869	Fab Metal Panels S. Entrance	30	01JUN11	13JUL11
HEINAMAN	919	Install Fins accross the top Parapet 28 total	10	01JUL11	15JUL11
HEINAMAN	749	Install Fill In panels	2	07JUL11	08JUL11
HEINAMAN	859	Design issues for Metall panels S. Entry	1	07JUL11	07JUL11
HEINAMAN	789	Install Replacement Glass	2	08JUL11	11JUL11
HEINAMAN	799	Seal Accordian vinyl (complete)	1	08JUL11	08JUL11
HEINAMAN	809	Retaill south East Corner (Engineering needed)	10	08JUL11	21JUL11
HEINAMAN	819	Install Sunrays (need fix on tape from shop)	9	08JUL11	20JUL11
HEINAMAN	879	Install Metal Panels South Entrance	10	14JUL11	27JUL11
HEINAMAN	939	Rejected 9 fins, that need replaced	5	18JUL11	22JUL11
North Elevation					
HEINAMAN	579	Seal Accordian vinyl (Need Swing Stage set up)	6	09JUN11	16JUN11
HEINAMAN	679	Install Replacement Glass(HCG to review stock)	3	17JUN11	21JUN11
West Elevation					
HEINAMAN	360	Install 8th floor West to North (done)	1	31MAY11	31MAY11
HEINAMAN	739	Field Measure for Mayors balcony panels(done)	1	31MAY11	31MAY11
COMMERCIAL	689	Install Sill Flashing West Strip Window	1	31MAY11	31MAY11
COMMERCIAL	699	Install Waterproofing at West Strip Window	1	01JUN11	01JUN11
KHS&S	909	Frame / sheet Columns at West Strip Window	2	02JUN11	03JUN11
HEINAMAN	769	Install Strip Window West elevation level 1	5	06JUN11	10JUN11
HEINAMAN	409	Install 7TH Floor/ Mayor's Balcony Guardrail	7	15JUN11	23JUN11
East Elevation					
AMAZON	314	Install 2nd Layer of CMU at East North end wall	5	31MAY11	06JUN11
KHS&S	322	Start Framing Exterior columns (complete)	1	31MAY11	31MAY11

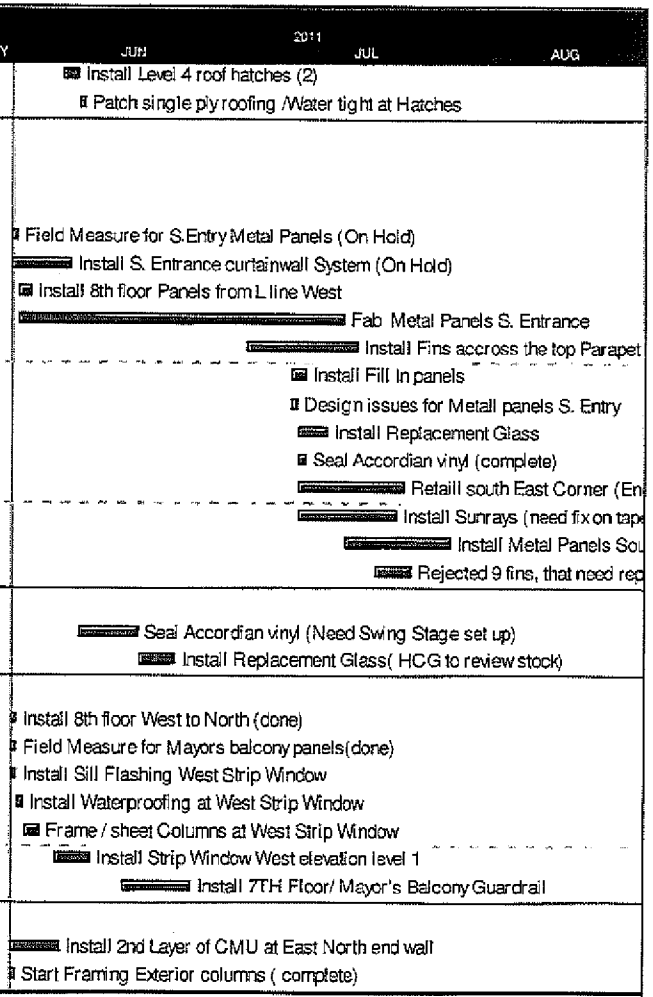

Run date	02JUN11
Page number	6A
Data date	31MAY11
© Primavera Systems, Inc.	

The Whiting-Turner Contracting Co.
LVCH 4 Week Schedule

- Early bar
- Progress bar
- Critical bar
- Summary bar
- Start milestone point
- Finish milestone point

MOJ01805
JA 00005581

Responsibility	Act ID	Description	Orig Dur	Early Start	Early Finish
HEINAMAN	419	Install Retail Curtain wall system	6	31MAY11	07JUN11
HEINAMAN	171	Install 8th floor Curtain Wall Panels @ catwalk	2	02JUN11	03JUN11
HEINAMAN	669	Install Replacement Glass	5	08JUL11	14JUL11
Level 8 Roof					
West Side Area A					
KHS&S	949	Frame Roof Parapent wall and sheet.	3	03JUN11	07JUN11
HEINAMAN	1259	Fire safing is complete around perimeter	1	03JUN11	03JUN11
MOJAVE	950	R/I Window washing Receptacles to LRAA-14	2	06JUN11	07JUN11
MOJAVE	959	Stub up 1" C. to P.V.Equipment Rm.for PV Panels	2	06JUN11	07JUN11
MOJAVE	989	R/I parapet walls with W.P. outlets	2	06JUN11	07JUN11
MOJAVE	999	R/I for Honeywell Obstruction Light 4 places	2	06JUN11	07JUN11
BOMBARD	1009	Q.C. roof and Overflow drains installed	1	06JUN11	06JUN11
BOMBARD	1019	Q.C. 4 Vent risers stubed up through Roof	1	06JUN11	06JUN11
BOMBARD	1029	Complete install SP/2 Stair pressure fan	1	06JUN11	06JUN11
BOMBARD	1039	Complete install BRD/2 relief air penthouse	1	06JUN11	06JUN11
BOMBARD	1049	Complete install SCF/1 Smoke control fan	1	06JUN11	06JUN11
BOMBARD	1059	Complete install SCF/5 Smoke control fan	1	06JUN11	06JUN11
KHS&S	1000	Install Exterior Sheathing on Parapet wall	3	08JUN11	10JUN11
COMMERCIAL	1269	Pour Cell Crete final top coat layer	1	13JUN11	13JUN11
COMMERCIAL	1289	Install Single Ply Roof over tapered Insulation	5	14JUN11	20JUN11
COMMERCIAL	1319	Install Single Ply Roofing up Parapet walls	5	15JUN11	21JUN11
COMMERCIAL	1349	Install Roof Walking Pads	2	21JUN11	22JUN11
HEINAMAN	1329	Field Measure for Parapet Top Cap	1	22JUN11	22JUN11
HEINAMAN	1339	Install Parapet Top Cap	5	23JUN11	29JUN11
East Side Area B Beneath Cooling Towers					
BOMBARD	1089	Complete all Piping runs beneath Cooling Tower	1	03JUN11	03JUN11
MOJAVE	1099	Complete all Electrical Conduit work	1	03JUN11	03JUN11
BOMBARD	1109	Q.C. and adjust Roof Drains to correct Elevation	1	03JUN11	03JUN11
COMMERCIAL	1119	Pour Cell Crete final top coat layer	1	08JUN11	08JUN11
COMMERCIAL	1129	Install Single Ply Roof over tapered Insulation	5	09JUN11	15JUN11
COMMERCIAL	1149	Install Single Ply Roofing up Curtain walls	5	10JUN11	16JUN11

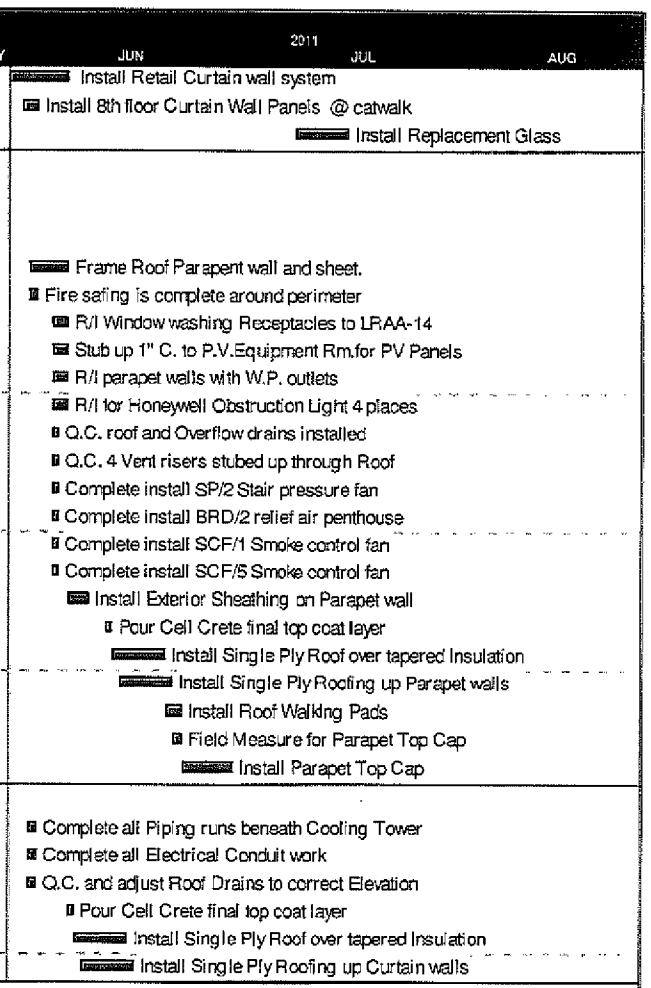

Run date 02JUN11
Page number 7A
Data date 31MAY11
© Primavera Systems, Inc.

The Whiting-Turner Contracting Co.
LVCH 4 Week Schedule

Early bar
Progress bar
Critical bar
Summary bar
Start milestone point
Finish milestone point

MOJ01806
JA 00005582

Responsibility	Act ID	Description	Orig Dur	Early Start	Early Finish
JMA	241	Resolve issue with Light backing	1	31MAY11	31MAY11
HEINAMAN	229	Replace broken Skylight Glass	1	06JUN11	06JUN11
HEINAMAN	239	Deliver metal panel soffits	1	05JUL11 *	05JUL11
HEINAMAN	249	Install metal panel soffits	20	06JUL11	02AUG11
W-T	429	Start Work on Louver Modifications, JMA SK 4-11-	1	06JUN11	06JUN11
W-T	439	Put down protection	1	07JUN11	07JUN11
SME	449	Demo/remove louver support steel to be modified	1	08JUN11	08JUN11
URATA	459	Demo existing concrete pier	1	09JUN11	09JUN11
URATA	469	Install new concrete pier per JMA SK 4-11-11	2	10JUN11	13JUN11
URATA	479	Concrete pier cure 7 days	7	14JUN11	22JUN11
SME	499	Install new louver support stl. column	1	23JUN11	23JUN11
SME	509	Complete modifications to Louver horizontal stl	2	24JUN11	27JUN11
W-T	519	Modifications complete	1	28JUN11	28JUN11
AMAZON	559	Install CMU Filler piece in planter to Bldg.	1	08JUN11	08JUN11
W-T	489	Start Work on Louver Modifications, JMA SK 4-11-	1	07JUN11	07JUN11
W-T	529	Put down protection	1	08JUN11	08JUN11
SME	539	Demo/remove louver support steel to be modified	1	09JUN11	09JUN11
URATA	549	Demo existing concrete pier	1	10JUN11	10JUN11
URATA	569	Repair concrete deck at demoed conc. pier	2	13JUN11	14JUN11

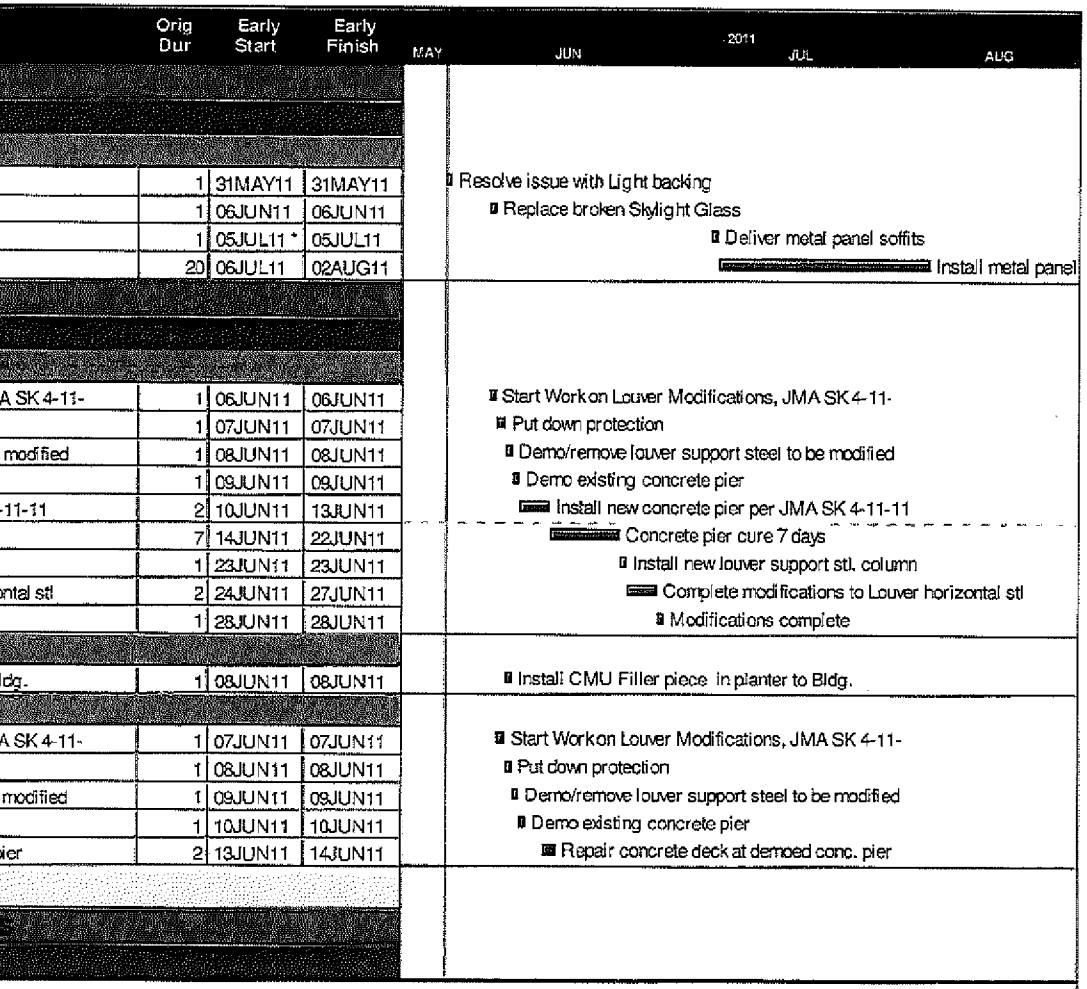

Interior Core Build Out

Run date	02JUN11
Page number	8A
Data date	31MAY11
© Primavera Systems, Inc.	

The Whiting-Turner Contracting Co.
LVCH 4 Week Schedule

Early bar
Progress bar
Critical bar
Summary bar
Start milestone point
Finish milestone point

J56.1-405

MOJ01807
JA 00005583

Responsibility	Act ID	Description	Orig Dur	Early Start	Early Finish
General					
KHS&S	1298	Complete Suspended Ceiling	1	31MAY11	31MAY11
KHS&S	1299	Install ceiling tiles just for MEP Install	1	31MAY11	31MAY11
MOJAVE	1309	R/I Overhead power, control, fire alarm	1	31MAY11	31MAY11
KHS&S	1318	Paint doors and frames	5	31MAY11	06JUN11
BOMBARD	1378	Install 3 NAE & NCE HVAC Controls	3	31MAY11	02JUN11
BOMBARD	1308	Mechanical R/I to suspended grid	1	02JUN11	02JUN11
WESTAR	1348	Set Sprinkler Heads in Ceiling tiles	5	02JUN11	08JUN11
BOMBARD	1388	power for NAE's determined in RFI 0659	3	03JUN11	07JUN11
KHS&S	1278	Start install of Corridor Wainscoats	5	07JUN11	13JUN11
DH PACE	1558	Install aluminum door frames	5	07JUN11	13JUN11
MOJAVE	1279	Make up and install outlets and trim plates	3	09JUN11	13JUN11
BOMBARD	1578	Start up AHU 1	5	24JUN11	30JUN11
General Area					
ALL SUBS	1738	Complete Telecom Rooms 100 Finishes	1	31MAY11	31MAY11
KHS&S	1868	Relocate access panel RM. 1034	1	31MAY11	31MAY11
BOMBARD	1068	complete all termination and make up VAV's	2	07JUN11	08JUN11
BOMBARD	1118	Start up AHU 2 & 3	5	27JUN11	01JUL11
Lobby 1002 Area A					
HEINAMAN	1195	Install Temp Wall inplace of Curtain Wall.	6	31MAY11	07JUN11
HEINAMAN	1218	Clad Main Entry Columns for store front	10	31MAY11	13JUN11
ALL SUBS	1408	See Grand Stair Schedule under Stari 6 section	1	31MAY11	31MAY11
MOJAVE	1418	R/I Overhead power, control, fire alarm Complete	1	31MAY11	31MAY11
MOJAVE	1428	Pull Overhead Circuits back to panels Complete	2	31MAY11	01JUN11
KHS&S	1488	Install durra rock on lobby walls and columns	5	31MAY11	06JUN11
HEINAMAN	1141	Weld bent plates to canopy I-Beams	2	06JUN11	07JUN11
KHS&S	1198	Install Armstrong Clg. @ Main Entry	3	13JUN11	15JUN11
Area A					
VENTURA	2238	finish Ceramic Tile in Mens Restrooms 1084 ,1080	15	31MAY11	20JUN11
VENTURA	2248	finsih CeramicTile in Womens Restrooms 1085,1081	15	31MAY11	20JUN11
VENTURA	2278	Completed Ceramic Tile in Mens Restrooms 1112	1	31MAY11	31MAY11

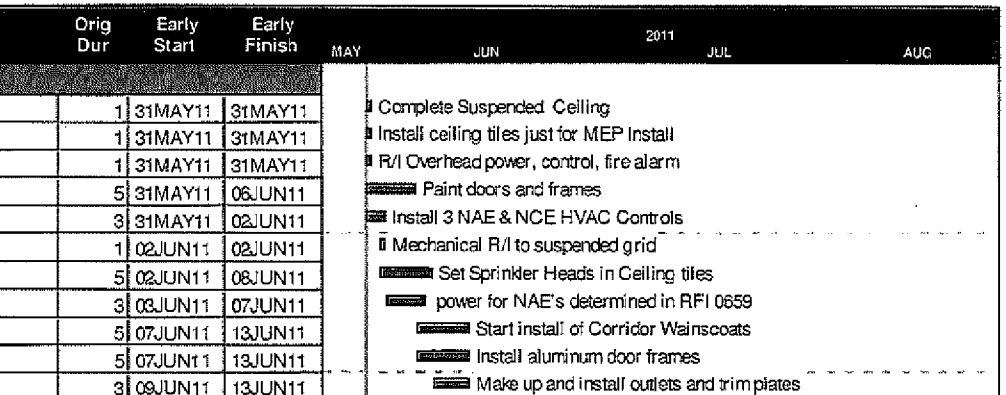

Run date	02JUN11
Page number	9A
Data date	31MAY11
© Primavera Systems, Inc.	

The Whiting-Turner Contracting Co.
LVCH 4 Week Schedule

- Early bar
- Progress bar
- Critical bar
- Summary bar
- Start milestone point
- Finish milestone point

MOJ01808
JA 00005584

Responsibility	Act ID	Description	Orig Dur	Early Start	Early Finish
VENTURA	2288	Completed Ceramic Tile in Womens Restrooms 1113	1	31MAY11	31MAY11
COMMERCIAL	2778	Install flashing at strip window room 1063 done)	1	31MAY11	31MAY11
KHS&S	2828	Tapping walls & ceiling to follow 5' leave out	5	31MAY11	06JUN11
KHS&S	2838	Texture walls and ceiling follow 5' leave out	5	31MAY11	06JUN11
KHS&S	2848	Paint walls &clgs to follow 5' leave out work	5	31MAY11	06JUN11
MOJAVE	3028	R/I Overhead power, control, fire alarm (done)	1	31MAY11	31MAY11
MOJAVE	3038	Pull Overhead Circuits back to panels(done)	2	31MAY11	01JUN11
KHS&S	2788	Complete framing around columns at strip window	2	01JUN11	02JUN11
KHS&S	2858	suspended ceilings per 5' leave out work	1	01JUN11	01JUN11
MOJ. & BOM	2998	R/I MEP in suspended ceilings	5	02JUN11	08JUN11
HEINAMAN	2798	Install strip window in Room 1063 Open Office	2	03JUN11	06JUN11
ISEC	3418	Install sink sub countertop	2	03JUN11	06JUN11
CITY INSP.	2808	City sign off all overhead electrical r/i area A	1	07JUN11	07JUN11
VENTURA	3428	Install sink stone countertop	2	07JUN11	08JUN11
KHS&S	2818	Complete all clg. and soffit install of Drywall	1	08JUN11	08JUN11
BOMBARD	3368	Install plumbing fixtures in Restrooms	5	09JUN11	15JUN11
COMMERCIAL	2768	Install waterproofing at strip window rm.1063	1	16JUN11	16JUN11
Area B					
VENTURA	2258	Completed Ceramic Tile in Mens Restrooms 1140	1	31MAY11	31MAY11
VENTURA	2268	Completed Ceramic Tile in Womens Restrooms 1141	1	31MAY11	31MAY11
KHS&S	2738	See 5' leave out work schedule for finishes	1	31MAY11	31MAY11
ISEC	3438	Install sink sub countertop	2	07JUN11	08JUN11
VENTURA	3448	Install sink stone countertop	2	09JUN11	10JUN11
BOMBARD	3458	Install plumbing fixtures in Restrooms	5	13JUN11	17JUN11
Area C					
KHS&S	1088	RFI Sound Hard Lids in Edit Rooms 1-7	1	31MAY11	31MAY11
MOJAVE	1108	R/I Overhead power, control, fire alarm(done)	1	31MAY11	31MAY11
MOJAVE	1158	Pull Overhead Circuits back to panels(done)	2	31MAY11	01JUN11
KHS&S	1228	Install walls full height Mech Rm.1117	5	31MAY11	06JUN11
KHS&S	1248	Tape and Texture walls B.O.H.	5	31MAY11	06JUN11
KHS&S	1258	Paint Walls	5	02JUN11	08JUN11
Area D					
KHS&S	1098	KHS&S RFI sound rated soffit needs resolved	1	31MAY11	31MAY11

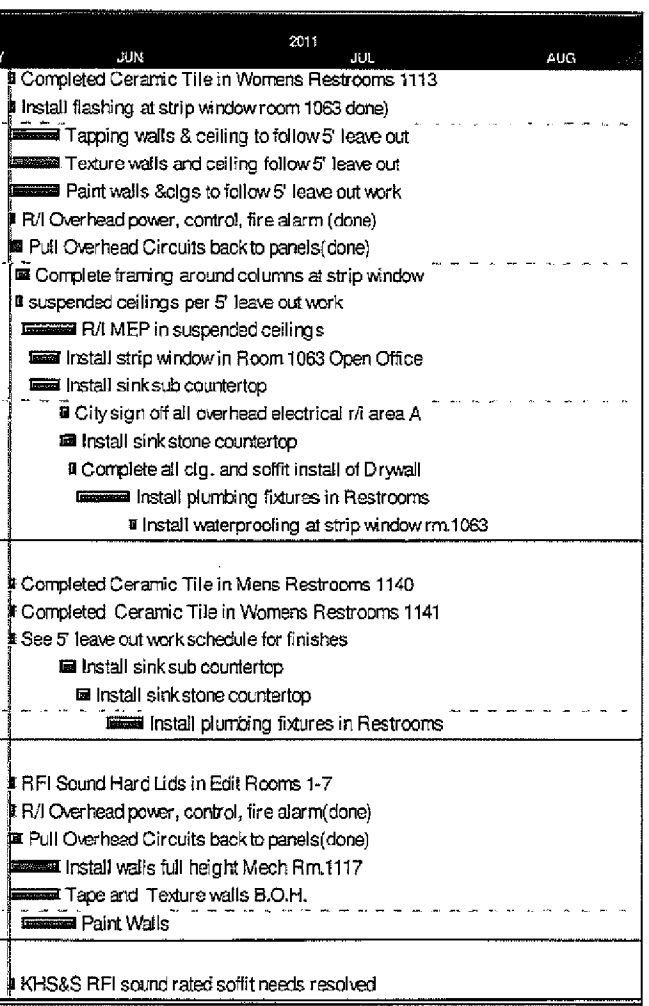

Run date 02JUN11
Page number 10A
Data date 31MAY11
© Primavera Systems, Inc.

The Whiting-Turner Contracting Co.
LVCH 4 Week Schedule

Early bar
Progress bar
Critical bar
Summary bar
Start milestone point
Finish milestone point

J56.1-407

MOJ01809
JA 00005585

Responsibility	Act ID	Description	Orig Dur	Early Start	Early Finish
MOJAVE	1188	R/I Overhead power, control, fire alarm (done)	1	31MAY11	31MAY11
MOJAVE	1208	Pull Overhead Circuits back to panels (done)	2	01JUN11	02JUN11
General Area					
BOMBARD	1588	complete all termination and make up VAV's	2	31MAY11	01JUN11
KHS&S	1628	Need direction on small SRT wall	3	31MAY11	02JUN11
ALL SUBS	1748	Complete Telecom Rooms 100 Finishes	5	31MAY11	06JUN11
ALL SUBS	1788	Complete work Bulletin 7 ALL AREAS	2	31MAY11	01JUN11
KHS&S	2018	Relocate access panel Room 2055	1	31MAY11	31MAY11
KHS&S	2028	Relocate access room 2010	1	01JUN11	01JUN11
BOMBARD	2038	Issue with Duct in 2048 to low	1	02JUN11	02JUN11
BOMBARD	1618	Start up AHU 6	5	28JUN11	05JUL11
Area A					
MOJAVE	1438	R/I Overhead power, control, fire alarm (done)	5	31MAY11	06JUN11
MOJAVE	1458	Pull Overhead Circuits back to panels (done)	5	31MAY11	06JUN11
VENTURA	2298	Finish Ceramic Tile In Mens Restrooms 2015,2042	4	31MAY11	03JUN11
VENTURA	2308	Finish CeramicTile in Womens Restrooms 2016,2041	4	31MAY11	03JUN11
ISEC	1568	Install sink sub countertop	2	06JUN11	07JUN11
KHS&S	1328	Complete shaft wall framing	4	07JUN11	10JUN11
BOMBARD	1598	Install sink stone countertop	2	08JUN11	09JUN11
VENTURA	1608	Install plumbing fixtures in Restrooms	5	10JUN11	16JUN11
CITY INSP.	1338	Inspect Shaft wall Framing	1	13JUN11	13JUN11
KHS&S	1358	Tape and Finish Shaft walls	4	14JUN11	17JUN11
Area B					
VENTURA	2318	Ceramic Tile in Mens Restrooms 2057	5	31MAY11	06JUN11
VENTURA	2328	Ceramic Tile in Womens Restrooms 22058	5	31MAY11	06JUN11
MOJAVE	3068	R/I Overhead power, control, fire alarm (Done)	5	02JUN11	08JUN11
MOJAVE	3078	Pull Overhead Circuits back to panels (done)	5	06JUN11	10JUN11
ISEC	3388	Install sink sub countertop	2	07JUN11	08JUN11
VENTURA	3468	Install sink stone countertop	2	09JUN11	10JUN11
BOMBARD	3478	Install plumbing fixtures in Restrooms	5	13JUN11	17JUN11
Area C					

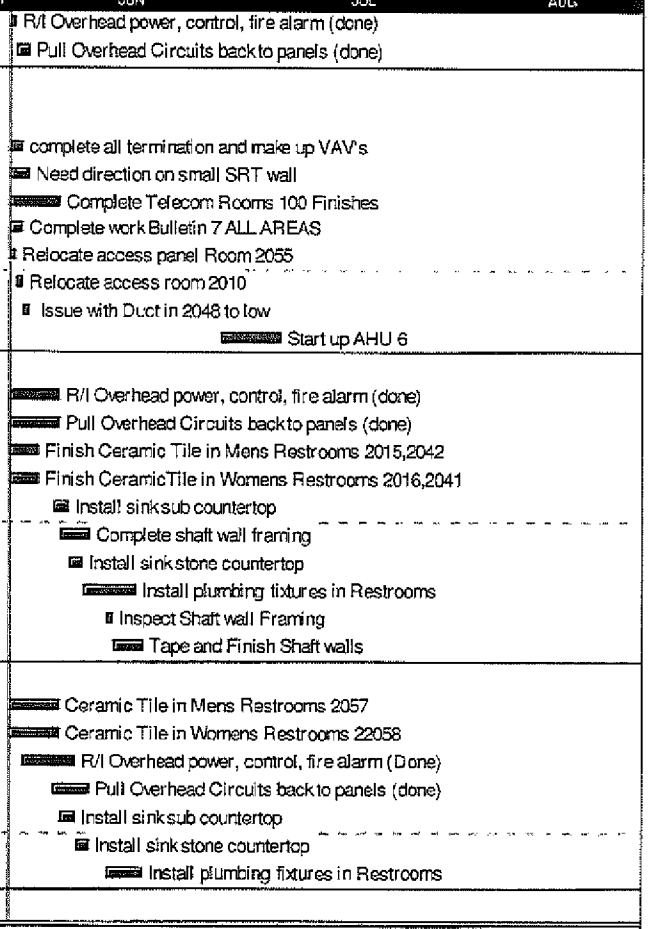

Run date	02JUN11
Page number	11A
Data date	31MAY11
© Primavera Systems, inc.	

The Whiting-Turner Contracting Co.
LVCH 4 Week Schedule

- Early bar
- Progress bar
- Critical bar
- Summary bar
- Start milestone point
- Finish milestone point

J56.1-408

MOJ01810
JA 00005586

Responsibility	Act ID	Description	Orig Dur	Early Start	Early Finish
VENTURA	2338	Ceramic Tile in Mens Restrooms 22036	10	31MAY11	13JUN11
VENTURA	2348	Ceramic Tile in Womens Restrooms 2237	10	31MAY11	13JUN11
MOJAVE	1468	R/I Overhead power, control, fire alarm (done)	10	02JUN11	15JUN11
MOJAVE	1478	Pull Overhead Circuits back to panels (done)	10	02JUN11	15JUN11
ISEC	1398	Install sink sub countertop	2	14JUN11	15JUN11
VENTURA	1808	Install sink stone countertop	2	16JUN11	17JUN11
KHS&S	1368	Install Drywall B .O.H walls	3	20JUN11	22JUN11
BOMBARD	1818	Install plumbing fixtures in Restrooms	5	20JUN11	24JUN11
2049 Prefunction					
KHS&S	2578	complete ceiling and soffit framing	1	31MAY11	31MAY11
KHS&S	2588	Complete JMA SK Dated 4-5-11 diffuser slot	1	31MAY11	31MAY11
KHS&S	2598	Complete JMA detail A framing at plate girder	1	31MAY11	31MAY11
KHS&S	2608	Complete1hr rated shaft wall per detail B	1	31MAY11	31MAY11
KHS&S	2618	Complete Smoke and fire safing perimeter seal	1	31MAY11	31MAY11
KHS&S	2638	Complete sect. of framing at plate girder soffit	1	31MAY11	31MAY11
WESTERN	2628	R/I sprinkler head per detail C JMA sk4-11-11	4	01JUN11	06JUN11
ALL SUBS	2648	R/I Electrical, HVAC, Control and Fire alarm	1	01JUN11	01JUN11
CITY INSP.	2658	Inspect above framed walls and ceilings/soffits	1	02JUN11	02JUN11
CITY INSP.	2668	Inspect R/I MEP in above listed activities	1	02JUN11	02JUN11
KHS&S	2678	Start installing drywall, walls , soffits , clgs	5	03JUN11	09JUN11
HEINAMAN	3008	Install Metal Panels	10	15JUN11	28JUN11
Prefunction items that need attention					
HEINAMAN	3328	Need to field measure and release to Fabricate	1	31MAY11	31MAY11
HEINAMAN	3288	West Entrance (fake wall) curtain wall	1	01JUN11	01JUN11
HEINAMAN	3298	East Entrance store front and canopy	1	02JUN11	02JUN11
HEINAMAN	3308	3rd floor Interior zig zag curtain wall	1	03JUN11	03JUN11
HEINAMAN	3318	Curtain Wall leading into Customer Service	1	06JUN11	06JUN11
2049 Council Chambers					
MOJ. & BOM	2698	R/I MEP in all walls Complete	1	31MAY11	31MAY11
CITY INSP.	2708	Inspect Framing and R/I Complete	1	31MAY11	31MAY11
MOJAVE	3018	Complete Overhead electrical, contr., fire alarm	1	31MAY11	31MAY11
KHS&S	2688	Complete drywall install North Zig Zag Wall	1	01JUN11	01JUN11
KHS&S	2718	Complete drywall on all walls	1	01JUN11	01JUN11

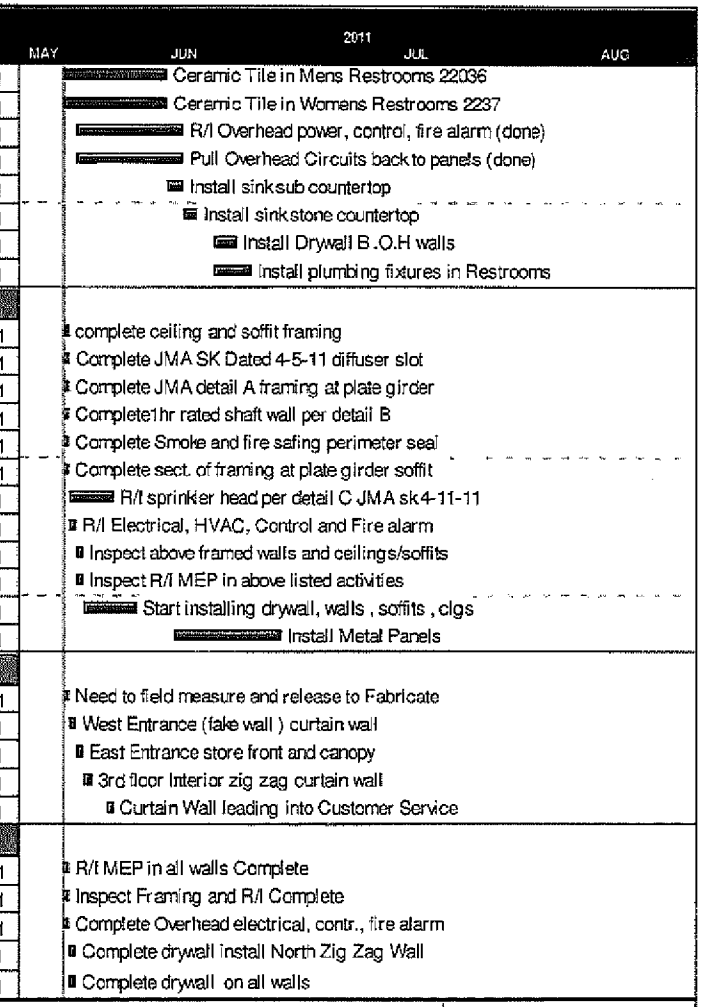

Run date	02JUN11
Page number	12A
Data date	31MAY11
© Primavera Systems, Inc.	

The Whiting-Turner Contracting Co.
LVCH 4 Week Schedule

Early bar
Progress bar
Critical bar
Summary bar
Start milestone point
Finish milestone point

J56.1-409

MOJ01811
JA 00005587

Responsibility	Act ID	Description	Orig Dur	Early Start	Early Finish
KHS&S	3048	Install Metal Ceiling Panels West to East	20	06JUN11	01JUL11
URATA	3358	Form and pour raised floor under Dais.	3	07JUN11	09JUN11
MOJ. & WES	3058	Install Mechanical and Sprinkler trim with Clg.	20	09JUN11	07JUL11
KHS&S	3338	Install Metal Panels on North Zig Zag Wall.	9	06JUL11	18JUL11
General Area					
KHS&S	1798	Need direction on small SRT wall	3	31MAY11	02JUN11
MOJAVE	2048	Layout drywall removal for Bulletin 10	1	31MAY11	31MAY11
KHS&S	2188	Install fire safing &fire caulk wall penitration	1	31MAY11	31MAY11
BOMBARD	1008	Install 3 NAE & NCE HVAC Controls	5	01JUN11	07JUN11
BOMBARD	1638	Complete electrical to AHU 7	2	01JUN11	02JUN11
MOJAVE	2748	r/i bulletin 10 security all alum door frames	3	01JUN11	03JUN11
CITY INSP.	2758	Inspect R/I Bulletin 10	1	06JUN11	06JUN11
KHS&S	2868	Patch and repair bulletin Drywall patches	5	07JUN11	13JUN11
MOJAVE	1498	Determine Emergency power for NAE's	1	08JUN11	08JUN11
ALL SUBS	1758	Complete Telecom Rooms 100 Finishes	5	08JUN11	14JUN11
BOMBARD	1508	Complete power to NAE and NCE's	2	09JUN11	10JUN11
BOMBARD	1648	Start up AHU 7	5	11JUL11	15JUL11
Area A					
MOJAVE	3088	R/I Overhead power, control, fire alarm	10	02JUN11	15JUN11
MOJAVE	3098	Pull Overhead Circuits back to panels	10	06JUN11	17JUN11
VENTURA	2358	Start Ceramic Tile in Mens Restrooms 3030,3047	15	09JUN11	29JUN11
VENTURA	2368	Start Ceramic Tile in Womens Restrooms 3031,3046	15	09JUN11	29JUN11
ISEC	3398	Install sink sub countertop	2	30JUN11	01JUL11
VENTURA	3488	Install sink stone countertop	2	05JUL11	06JUL11
BOMBARD	3498	Install plumbing fixtures in Restrooms	5	07JUL11	13JUL11
Area B					
MOJAVE	3108	R/I Overhead power, control, fire alarm	10	02JUN11	15JUN11
MOJAVE	3118	Pull Overhead Circuits back to panels	10	06JUN11	17JUN11
Level 1					
General Area					
BOMBARD	1018	complete all termination and make up VAV's	5	31MAY11	06JUN11

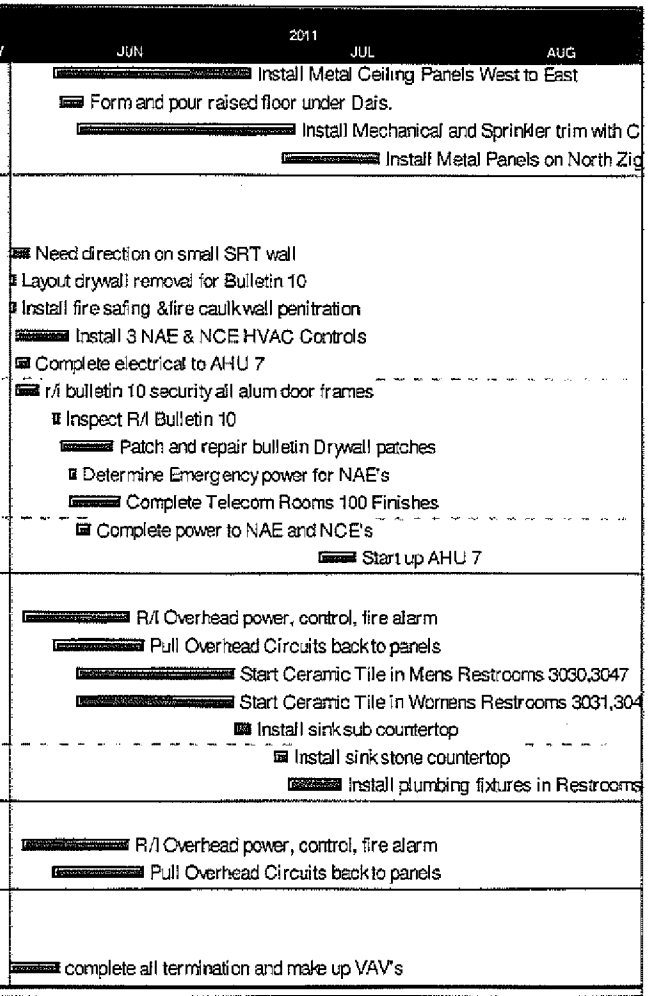

Run date	02JUN11
Page number	13A
Data date	31MAY11
© Primavera Systems, Inc.	

The Whiting-Turner Contracting Co.
LVCH 4 Week Schedule

- Early bar
- Progress bar
- Critical bar
- Summary bar
- Start milestone point
- Finish milestone point

Responsibility	Act ID	Description	Orig Dur	Early Start	Early Finish
KHS&S	1898	Need direction on small SRT wall	3	31MAY11	02JUN11
KHS&S	2198	Install fire caulk wall penitration	1	31MAY11	31MAY11
MOJAVE	2878	Layout drywall removal for Bulletin 10	1	01JUN11	01JUN11
MOJAVE	2888	r/i bulletin 10 security all alum door frames	3	02JUN11	06JUN11
CITY INSP.	2898	Inspect R/I Bulletin 10	1	07JUN11	07JUN11
KHS&S	2908	Patch and repair bulletin Drywall patches	5	08JUN11	14JUN11
ALL SUBS	1838	Complete Telecom Rooms 100 Finishes	5	09JUN11	15JUN11
BOMBARD	1828	Start up AHU 8	5	18JUL11	22JUL11
Area A					
MOJAVE	3128	R/I Overhead power, control, fire alarm	10	02JUN11	15JUN11
MOJAVE	3138	Pull Overhead Circuits back to panels	10	06JUN11	17JUN11
VENTURA	2378	Start Ceramic Tile in Mens Restrooms 4053,4057	15	16JUN11	07JUL11
VENTURA	2388	Start Ceramic Tile in Womens Restrooms 4031,4056	15	08JUL11	28JUL11
ISEC	3378	Install sink sub countertop	2	29JUL11	01AUG11
VENTURA	3408	Install sink stone countertop	2	02AUG11	03AUG11
BOMBARD	3508	Install plumbing fixtures in Restrooms	5	04AUG11	10AUG11
Area B					
MOJAVE	3148	R/I Overhead power, control, fire alarm	5	06JUN11	10JUN11
MOJAVE	3158	Pull Overhead Circuits back to panels	5	08JUN11	14JUN11
General Area					
BOMBARD	1028	complete all termination and make up VAV's	1	31MAY11	31MAY11
KHS&S	1078	Need direction on small SRT wall	3	31MAY11	02JUN11
KHS&S	2208	Install fire caulk wall penitration	5	02JUN11	08JUN11
MOJAVE	2918	Layout drywall removal for Bulletin 10	1	03JUN11	03JUN11
MOJAVE	2928	r/i bulletin 10 security all alum door frames	3	06JUN11	08JUN11
CITY INSP.	2938	Inspect R/I Bulletin 10	1	09JUN11	09JUN11
ALL SUBS	1878	Complete Telecom Rooms 100 Finishes	5	10JUN11	16JUN11
KHS&S	2948	Patch and repair bulletin Drywall patches	5	10JUN11	16JUN11
BOMBARD	1848	Complete chill water connection to AHU 9	2	13JUN11	14JUN11
MOJAVE	1858	Complete electrical to AHU 9	3	15JUN11	17JUN11
BOMBARD	1868	Start up AHU 9	5	20JUL11	26JUL11

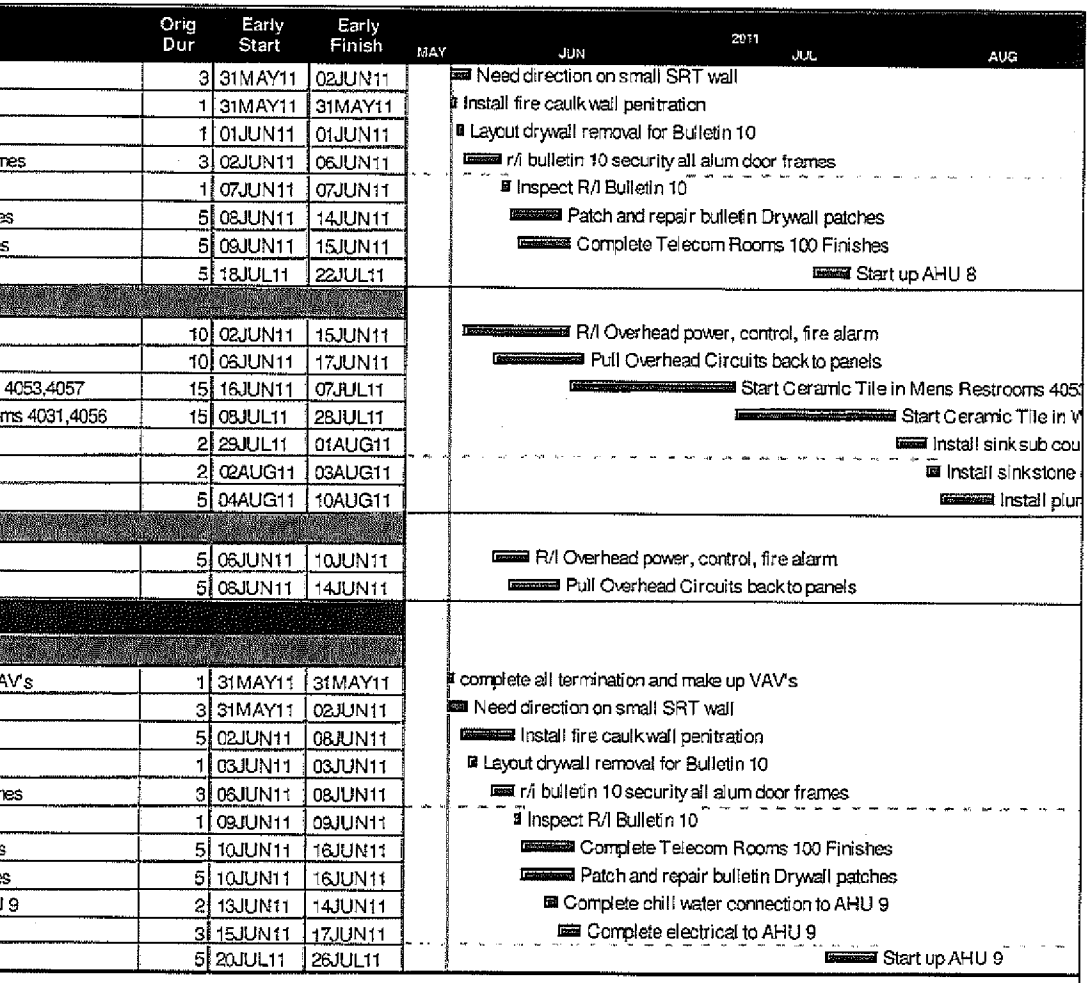

Run date 02JUN11
Page number 14A
Data date 31MAY11
© Primavera Systems, Inc.

The Whiting-Turner Contracting Co.
LVCH 4 Week Schedule

Early bar
Progress bar
Critical bar
Summary bar
Start milestone point
Finish milestone point

MOJ01813
JA 00005589

Responsibility	Act ID	Description	Orig Dur	Early Start	Early Finish
Area A					
MOJAVE	3188	R/I Overhead power, control, fire alarm	10	16JUN11	29JUN11
MOJAVE	3198	Pull Overhead Circuits back to panels	10	20JUN11	01JUL11
VENTURA	2398	Start Ceramic Tile in Mens Restrooms 5040,5033	15	15JUL11	04AUG11
VENTURA	2408	Start Ceramic Tile in Womens Restrooms 5039,5032	15	15JUL11	04AUG11
Area B					
MOJAVE	3168	R/I Overhead power, control, fire alarm	10	16JUN11	29JUN11
MOJAVE	3178	Pull Overhead Circuits back to panels	10	20JUN11	01JUL11
General Area					
KHS&S	1516	Need direction on small SRT wall	3	31MAY11	02JUN11
BOMBARD	1448	Install 3 NAE & NCE HVAC Controls	5	03JUN11	09JUN11
KHS&S	2218	Install fire safing &fire caulkwall penitration	2	06JUN11	07JUN11
MOJAVE	2958	Layout drywall removal for Bulletin 10	1	06JUN11	06JUN11
MOJAVE	2968	r/i bulletin 10 security all alum door frames	3	07JUN11	09JUN11
MOJAVE	1528	Determine Emergency power for NAE's	1	10JUN11	10JUN11
CITY INSP.	2978	Inspect R/I Bulletin 10	1	10JUN11	10JUN11
MOJAVE	1538	Complete power to NAE and NCE's	2	13JUN11	14JUN11
BOMBARD	1678	Complete chill water connection to AHU 10	2	13JUN11	14JUN11
ALL SUBS	1768	Complete Telecom Rooms 100 Finishes	5	13JUN11	17JUN11
KHS&S	2988	Patch and repair bulletin Drywall patches	5	13JUN11	17JUN11
BOMBARD	1548	complete all termination and make up VAV's	5	15JUN11	21JUN11
MOJAVE	1588	Complete electrical to AHU 10	3	20JUL11	22JUL11
BOMBARD	1698	Start Up AHU 10	5	21JUL11	27JUL11
Area A					
MOJAVE	3208	R/I Overhead power, control, fire alarm	5	20JUN11	24JUN11
MOJAVE	3218	Pull Overhead Circuits back to panels	5	22JUN11	28JUN11
VENTURA	2418	Start Ceramic Tile in Mens Restrooms 6057,6051	15	22JUL11	11AUG11
VENTURA	2428	Start Ceramic Tile in Womens Restrooms 6056,6060	15	22JUL11	11AUG11
Area B					
MOJAVE	3228	R/I Overhead power, control, fire alarm	5	22JUN11	28JUN11
MOJAVE	3238	Pull Overhead Circuits back to panels	5	24JUN11	30JUN11

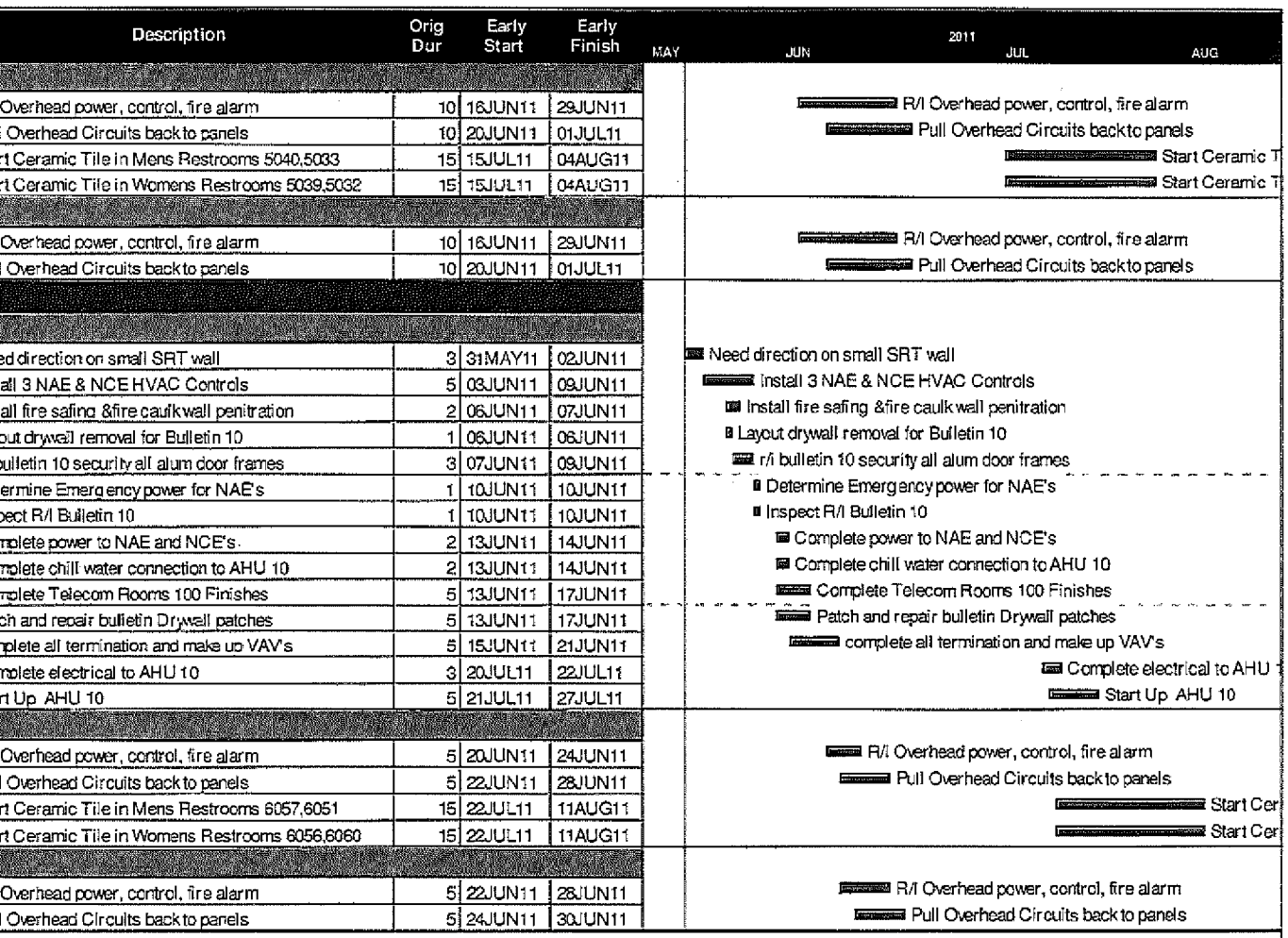

Run date	02JUN11
Page number	15A
Data date	31MAY11
© Primavera Systems, Inc.	

The Whiting-Turner Contracting Co.
LVCH 4 Week Schedule

- Early bar
- Progress bar
- Critical bar
- Summary bar
- Start milestone point
- Finish milestone point

MOJ01814
JA 00005590

Responsibility	Act ID	Description	Orig Dur	Early Start	Early Finish
General Area					
KHS&S	2228	Install fire safing &fire caulk wall penitration	2	31MAY11	01JUN11
KHS&S	3348	Need direction on small SRT wall	3	31MAY11	02JUN11
MOJAVE	1998	Layout lighting for KHS&S	1	02JUN11	02JUN11
BOMBARD	2008	Layout access panels for KHS&S	1	02JUN11	02JUN11
ALL SUBS	2128	In wall rough-in signed off	1	03JUN11	03JUN11
KHS&S	2129	Complete core framing walls and restrooms walls	2	06JUN11	07JUN11
KHS&S	2138	Install drywall all walls	5	06JUN11	10JUN11
BOMBARD	1708	Complete chill water connection to AHU 11	2	13JUN11	14JUN11
ALL SUBS	1778	Complete Telecom Rooms 100 Finishes	5	14JUN11	20JUN11
MOJAVE	1718	Complete electrical to AHU 11	3	15JUN11	17JUN11
BOMBARD	1668	complete all termination and make up VAV's	5	16JUN11	22JUN11
BOMBARD	1728	Start Up AHU 11	5	22JUL11	28JUL11
Area A					
MOJAVE	3248	R/I Overhead power, control, fire alarm	5	24JUN11	30JUN11
MOJAVE	3258	Pull Overhead Circuits back to panels	5	28JUN11	05JUL11
VENTURA	2438	Start Ceramic Tile in Mens Restrooms 7063,7057	15	29JUL11	18AUG11
VENTURA	2448	Start Ceramic Tile in Womens Restrooms 7062,7056	15	29JUL11	18AUG11
VENTURA	2458	Start Ceramic Tile Mayor's Restrooms7002,7003	10	19AUG11	01SEP11
Area B					
MOJAVE	3268	R/I Overhead power, control, fire alarm	5	28JUN11	05JUL11
MOJAVE	3278	Pull Overhead Circuits back to panels	5	30JUN11	07JUL11
Level 1					
General Area					
KHS&S	1658	Complete framing /drywall at Elevator Lobby	5	03JUN11	09JUN11
Stairwells					
Level 1					
Stair #1 (GRAND STAIR)					
SME	958	Complete all steel modifications to stair	3	31MAY11	02JUN11
KHS&S	968	Frame Electrical room 1013	2	31MAY11	01JUN11

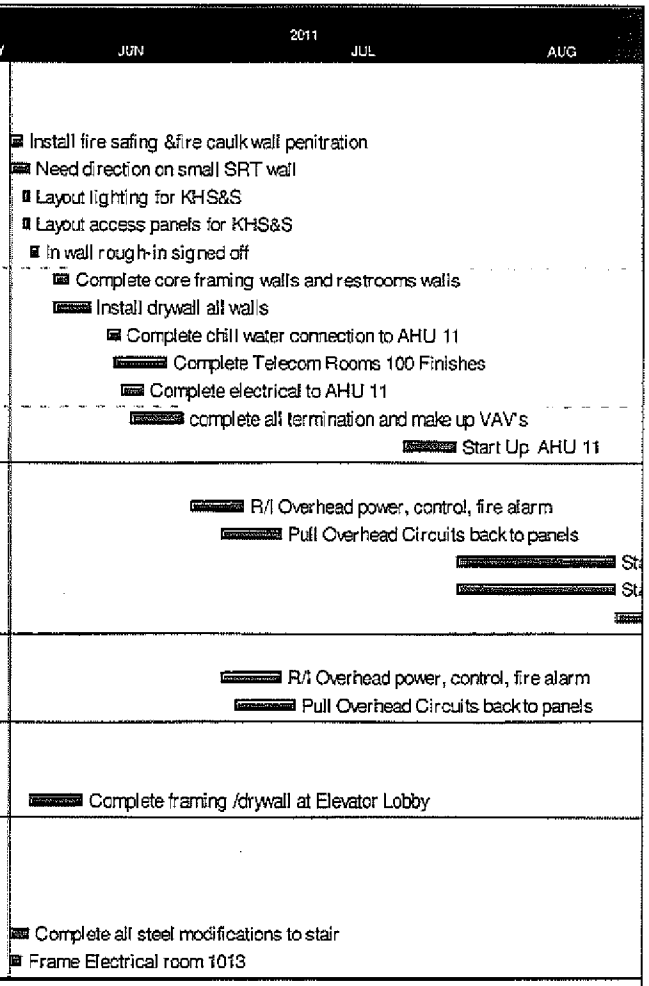

Run date	02JUN11
Page number	16A
Data date	31MAY11
© Primavera Systems, Inc.	

The Whiting-Turner Contracting Co.
LVCH 4 Week Schedule

- Early bar
- Progress bar
- Critical bar
- Summary bar
- Start milestone point
- Finish milestone point

J56.1-413

MOJ01815
JA 00005591

Responsibility	Act ID	Description	Orig Dur	Early Start	Early Finish
KHS&S	969	Install door frame	1	02JUN11	02JUN11
MOJAVE	978	R/I Electrical in walls and install panels	1	02JUN11	02JUN11
KHS&S	1238	Install framing inbetween Steel Tubes	5	02JUN11	08JUN11
CITY INSP.	988	Inpect electrical r/i	1	03JUN11	03JUN11
U. BRASS	1048	Install hand rail insert embeds	1	03JUN11	03JUN11
KHS&S	998	Frame 1 hour seperation ceiling under stair 1	1	06JUN11	06JUN11
MOJAVE	1128	R/I Lighting in ceiling	1	07JUN11	07JUN11
CITY INSP.	1138	Inspect electrical r/i in ceiling	1	08JUN11	08JUN11
YESCO	979	Install light boxes	5	09JUN11	15JUN11
KHS&S	1148	Install drywall	1	09JUN11	09JUN11
DH PACE	1168	Install door and hardware .lockable room	1	10JUN11	10JUN11
KHS&S	1178	Finish tape and mud walls level 4 finish	5	13JUN11	17JUN11
Stair # 2					
KHS&S	608	Texture walls for paint	5	17JUN11	23JUN11
KHS&S	618	Take down Scaffold on level 8	1	24JUN11	24JUN11
Stair #3A					
KHS&S	508	Taping level 4 finish	5	24JUN11	30JUN11
KHS&S	518	Texture walls for paint	2	01JUL11	05JUL11
Stair #3B					
KHS&S	578	Tape and finish level 4 Stairwell B up to 6	5	24JUN11	30JUN11
KHS&S	598	Texture walls for paint	2	01JUL11	05JUL11
KHS&S	628	Take down Scaffold on level 6	1	06JUL11	06JUL11
Stair #4					
ALL SUBS	648	Complete stair 4 100% ready for paint	5	31MAY11	06JUN11
MOJAVE	658	Remove Temp lighting and patch wall	1	07JUN11	07JUN11
Stair #5					
ALL SUBS	668	Complete stair 5 100% ready for paint	5	07JUN11	13JUN11
Stair # 6					
MOJAVE	638	Pull conductors on wall for Lights	3	02JUN11	06JUN11
COMMERCIAL	898	Install Waterproofing	5	02JUN11	08JUN11
MOJAVE	878	Install Lights	5	07JUN11	13JUN11
COMMERCIAL	908	Install Pavers	10	09JUN11	22JUN11

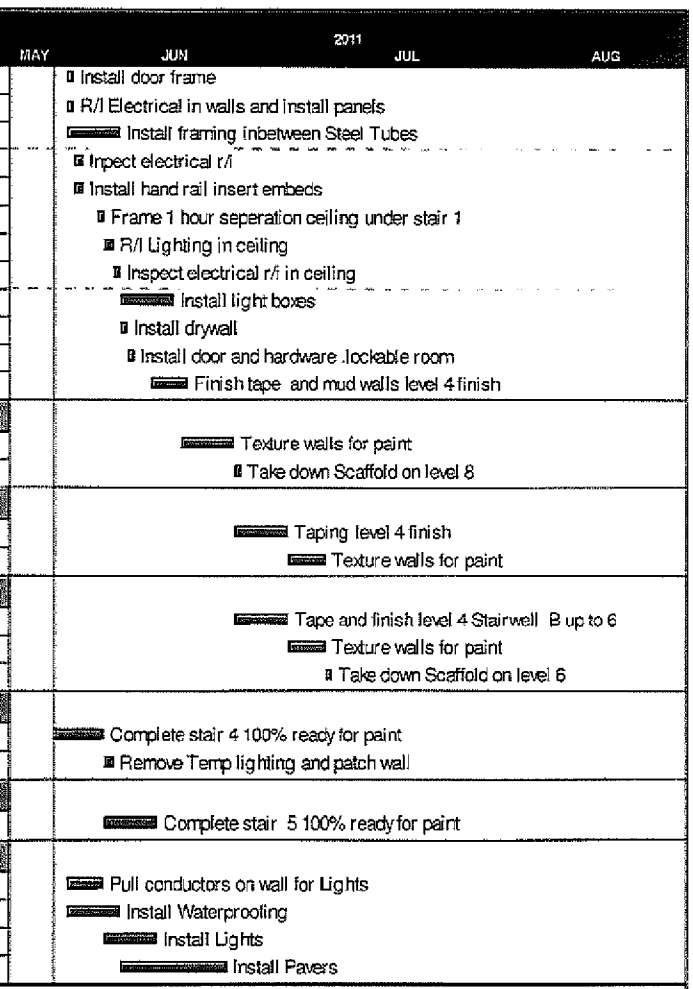

Run date 02JUN11
Page number 17A
Data date 31MAY11
© Primavera Systems, Inc.

The Whiting-Turner Contracting Co.
LVCH 4 Week Schedule

Early bar
Progress bar
Critical bar
Summary bar
Start milestone point
Finish milestone point

MOJ01816
JA 00005592

Responsibility	Act ID	Description	Orig Dur	Early Start	Early Finish
SME	888	Install Handrails	5	14JUN11	20JUN11
5 Wall Leave Out @ Corridor Wall					
Level 1					
Area A 5' Leave Out Crew					
KHS&S	948	Prime and paint walls / ceilings	1	31MAY11	31MAY11
SW SUN CNT	929	Install Mecho Shade pocket w/clg.grid T	1	01JUN11	01JUN11
KHS&S	2728	Install Suspended Ceiling System	0	01JUN11	
MOJAVE	2178	Install electrical trim, cover plates .	1	07JUN11	07JUN11
Area B 5' Leave Out Crew					
KHS&S	B-180	Mask and spray texture	1	31MAY11	31MAY11
SW SUN CNT	B-161	Install Mecho Shade pockets w Clg. grid T.	3	01JUN11	03JUN11
KHS&S	B-190	Prime and paint walls / ceilings	4	01JUN11	06JUN11
MOJAVE	B-200	Install electrical trim, cover plates .	1	07JUN11	07JUN11
KHS&S	B-210	Install Suspended Ceiling System	5	07JUN11	13JUN11
Level 2					
Area A 5' Leave Out Crew					
KHS&S	C-170	Tape walls/ ceilings to level 4	1	31MAY11	31MAY11
KHS&S	C-180	Mask and spray texture	2	01JUN11	02JUN11
KHS&S	C-190	Prime and paint walls / ceilings	4	01JUN11	06JUN11
MOJAVE	C-200	Install electrical trim, cover plates .	1	07JUN11	07JUN11
SW SUN CNT	C-220	Install Mecho Shade pockets	1	07JUN11	07JUN11
KHS&S	C-210	Install Suspended Ceiling System	5	09JUN11	15JUN11
Area B 5' Leave Out Crew					
KHS&S	2-170	Tape walls/ ceilings to level 4	5	31MAY11	06JUN11
KHS&S	2-180	Mask and spray texture	2	07JUN11	08JUN11
KHS&S	2-190	Prime and paint walls / ceilings	4	09JUN11	14JUN11
SW SUN CNT	2-161	Install Mecho Shade pockets	3	15JUN11	17JUN11
MOJAVE	2-200	Install electrical trim, cover plates .	1	15JUN11	15JUN11
KHS&S	2-210	Install Suspended Ceiling System	5	15JUN11	21JUN11
Level 3					
Area A 5' Leave Out Crew					

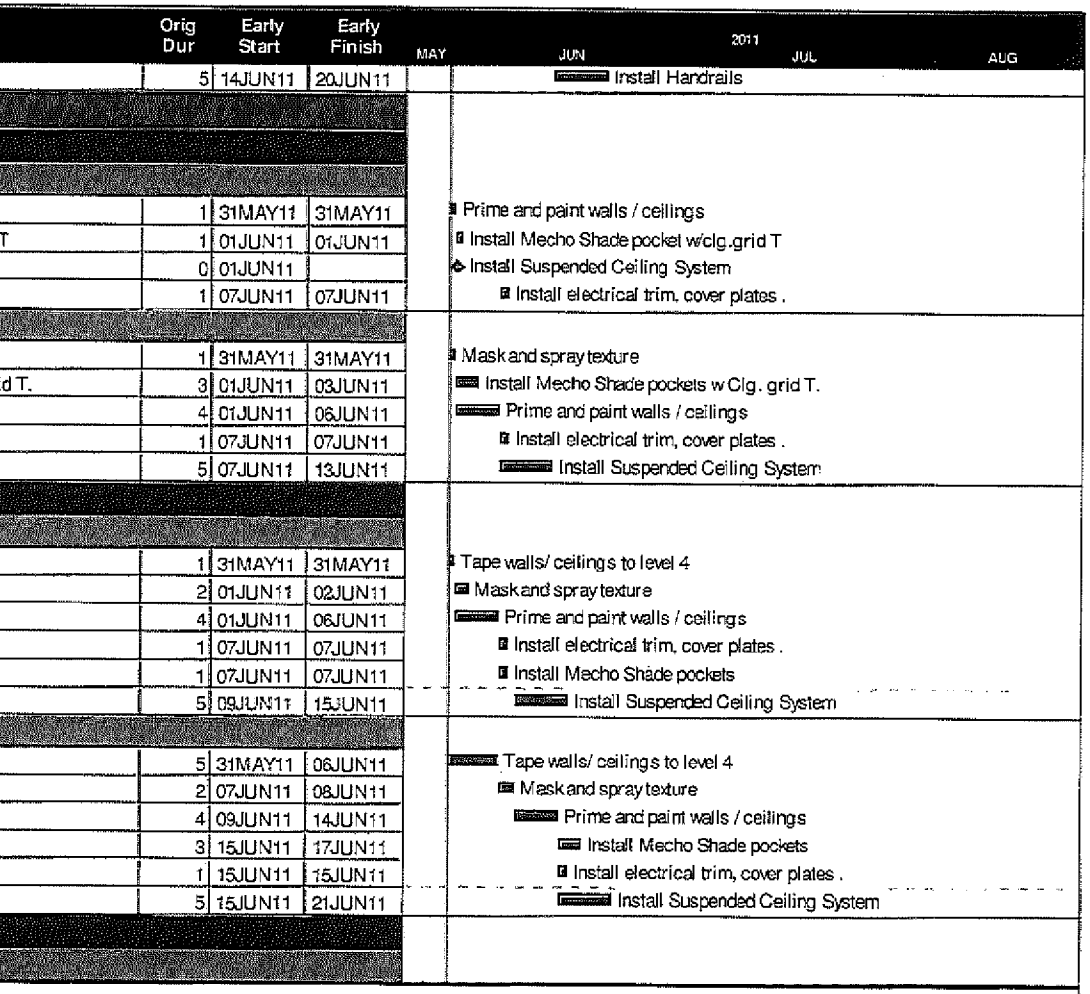

Run date 02JUN11
Page number 18A
Data date 31MAY11
© Primavera Systems, Inc.

The Whiting-Turner Contracting Co.
LVCH 4 Week Schedule

Early bar
Progress bar
Critical bar
Summary bar
Start milestone point
Finish milestone point

MOJ01817
JA 00005593

Responsibility	Act ID	Description	Orig Dur	Early Start	Early Finish
MOJAVE	3-120	Electrical rough in at knee wall	5	31MAY11	06JUN11
MOJAVE	3-160	Electrical rough in at leave out wall	5	31MAY11	06JUN11
KHS&S	3-170	Hang all drywall	2	03JUN11	06JUN11
KHS&S	3-190	Tape walls/ ceilings to level 4	5	07JUN11	13JUN11
KHS&S	3-200	Mask and spray texture	2	14JUN11	15JUN11
KHS&S	3-210	Prime and paint walls / ceilings	4	16JUN11	21JUN11
MOJAVE	3-220	Install electrical trim, cover plates .	1	16JUN11	16JUN11
SW SUN CNT	3-180	Install Mecho Shade pockets	3	22JUN11	24JUN11
KHS&S	3-230	Install Suspended Ceiling System	5	22JUN11	28JUN11
ALL SUBS	3-240	Install Grills/ Sprinkler heads/ Electrical trim	5	29JUN11	06JUL11
Area B 5' Leave Out Crew					
MOJAVE	3-320	Electrical rough in at knee wall	4	31MAY11	03JUN11
KHS&S	3-330	Frame Mecho shade soffit	1	31MAY11	31MAY11
MOJAVE	3-360	Electrical rough in at leave out wall	4	31MAY11	03JUN11
SW SUN CNT	3-350	Field Measure Mecho Shades	1	01JUN11	01JUN11
KHS&S	3-370	Hang all drywall	2	06JUN11	07JUN11
KHS&S	3-390	Tape walls/ ceilings to level 4	5	08JUN11	14JUN11
KHS&S	3-400	Mask and spray texture	2	15JUN11	16JUN11
KHS&S	3-410	Prime and paint walls / ceilings	4	17JUN11	22JUN11
SW SUN CNT	3-380	Install Mecho Shade pockets	3	22JUN11	24JUN11
MOJAVE	3-420	Install electrical trim, cover plates .	1	23JUN11	23JUN11
KHS&S	3-430	Install Suspended Ceiling System	5	23JUN11	29JUN11
ALL SUBS	3-440	Install Grills/ Sprinkler heads/ Electrical trim	5	30JUN11	07JUL11
Level 4					
Area A 5' Leave Out Crew					
MOJAVE	4-120	Electrical rough in at knee wall	3	06JUN11	08JUN11
MOJAVE	4-160	Electrical rough in at leave out wall	3	06JUN11	08JUN11
KHS&S	4-170	Hang all drywall	2	09JUN11	10JUN11
KHS&S	4-190	Tape walls/ ceilings to level 4	5	13JUN11	17JUN11
KHS&S	4-200	Mask and spray texture	2	20JUN11	21JUN11
KHS&S	4-210	Prime and paint walls / ceilings	3	22JUN11	24JUN11
SW SUN CNT	4-180	Install Mecho Shade pockets	3	27JUN11	29JUN11
MOJAVE	4-220	Install electrical trim, cover plates .	1	27JUN11	27JUN11

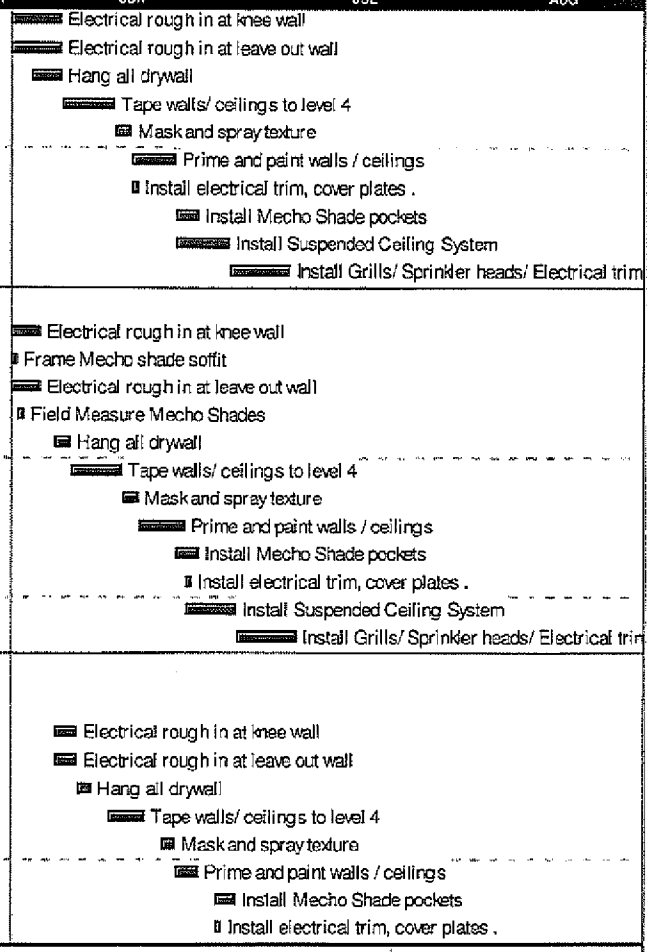

Run date 02JUN11
Page number 19A
Data date 31MAY11
© Primavera Systems, Inc.

The Whiting-Turner Contracting Co.
LVCH 4 Week Schedule

Early bar
Progress bar
Critical bar
Summary bar
Start milestone point
Finish milestone point

Responsibility	Act ID	Description	Orig Dur	Early Start	Early Finish
KHS&S	4-230	Install Suspended Ceiling System	5	27JUN11	01JUL11
Area B-5' Leave Out Crew					
MOJAVE	4-320	Electrical rough in at knee wall	3	09JUN11	13JUN11
MOJAVE	4-360	Electrical rough in at leave out wall	3	09JUN11	13JUN11
KHS&S	4-370	Hang all drywall	1	10JUN11	10JUN11
KHS&S	4-390	Tape walls/ ceilings to level 4	5	13JUN11	17JUN11
KHS&S	4-400	Mask and spray texture	2	20JUN11	21JUN11
KHS&S	4-410	Prime and paint walls / ceilings	3	22JUN11	24JUN11
SW SUN CNT	4-380	Install Mecho Shade pockets	3	27JUN11	29JUN11
MOJAVE	4-420	Install electrical trim, cover plates .	1	27JUN11	27JUN11
KHS&S	4-430	Install Suspended Ceiling System	5	27JUN11	01JUL11
Area A-5' Leave Out Crew					
MOJAVE	5-120	Electrical rough in at knee wall	3	13JUN11	15JUN11
SW SUN CNT	5-150	Field Measure Mecho Shades	1	16JUN11	16JUN11
MOJAVE	5-160	Electrical rough in at leave out wall	3	17JUN11	21JUN11
KHS&S	5-170	Hang all drywall	2	22JUN11	23JUN11
KHS&S	5-190	Tape walls/ ceilings to level 4	5	24JUN11	30JUN11
KHS&S	5-200	Mask and spray texture	2	01JUL11	05JUL11
KHS&S	5-210	Prime and paint walls / ceilings	3	06JUL11	08JUL11
SW SUN CNT	5-180	Install Mecho Shade pockets	3	11JUL11	13JUL11
MOJAVE	5-220	Install electrical trim, cover plates .	1	11JUL11	11JUL11
KHS&S	5-230	Install Suspended Ceiling System	5	11JUL11	15JUL11
Area B-5' Leave Out Crew					
MOJAVE	5-320	Electrical rough in at knee wall	3	15JUN11	17JUN11
MOJAVE	5-360	Electrical rough in at leave out wall	3	15JUN11	17JUN11
KHS&S	5-370	Hang all drywall	2	20JUN11	21JUN11
KHS&S	5-390	Tape walls/ ceilings to level 4	5	22JUN11	28JUN11
KHS&S	5-400	Mask and spray texture	2	29JUN11	30JUN11
KHS&S	5-410	Prime and paint walls / ceilings	3	01JUL11	06JUL11
SW SUN CNT	5-380	Install Mecho Shade pockets	3	07JUL11	11JUL11
MOJAVE	5-420	Install electrical trim, cover plates .	1	07JUL11	07JUL11

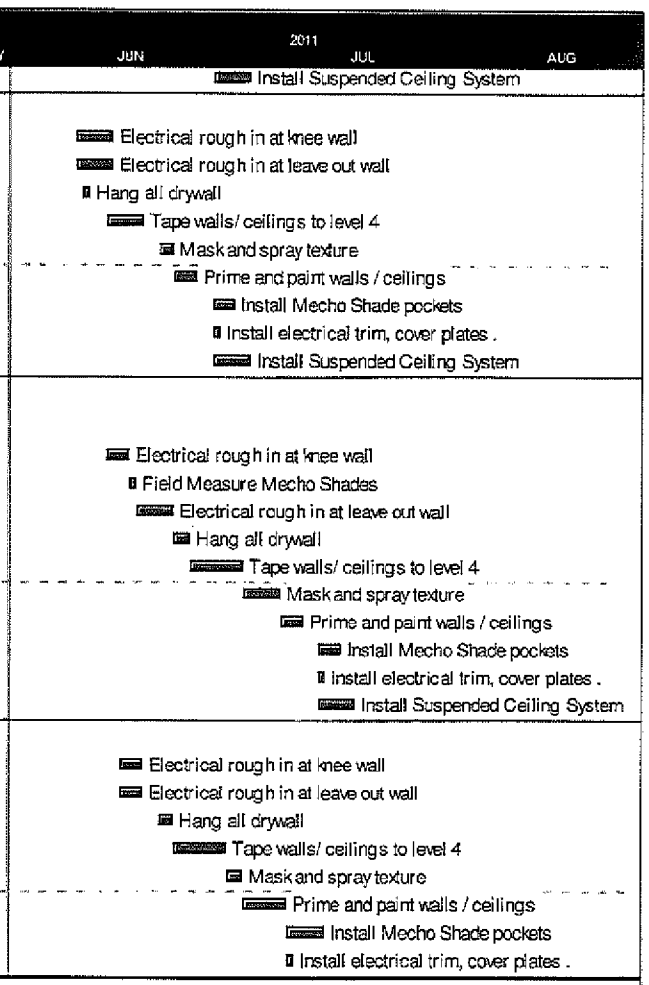

Run date	02JUN11
Page number	20A
Data date	31MAY11
© Primavera Systems, Inc.	

The Whiting-Turner Contracting Co.
LVCH 4 Week Schedule

Early bar
Progress bar
Critical bar
Summary bar
Start milestone point
Finish milestone point

MOJ01819
JA 00005595

Responsibility	Act ID	Description	Orig Dur	Early Start	Early Finish
KHS&S	5-430	Install Suspended Ceiling System	5	07JUL11	13JUL11
Level 4					
Area A 5' Leave Out Crew					
MOJAVE	6-120	Electrical rough in at knee wall	3	20JUN11	22JUN11
KHS&S	6-130	Frame Mecho shade soffit	4	23JUN11	28JUN11
SW SUN CNT	6-150	Field Measure Mecho Shades	1	29JUN11	29JUN11
MOJAVE	6-160	Electrical rough in at leave out wall	1	30JUN11	30JUN11
KHS&S	6-170	Hang all drywall	2	01JUL11	05JUL11
SW SUN CNT	6-180	Install Mecho Shade pockets	3	06JUL11	08JUL11
KHS&S	6-190	Tape walls/ ceilings to level 4	5	06JUL11	12JUL11
KHS&S	6-200	Mask and spray texture	2	13JUL11	14JUL11
KHS&S	6-210	Prime and paint walls / ceilings	3	15JUL11	19JUL11
MOJAVE	6-220	Install electrical trim, cover plates .	1	20JUL11	20JUL11
KHS&S	6-230	Install Suspended Ceiling System	5	20JUL11	26JUL11
Area B 5' Leave Out Crew					
MOJAVE	6-320	Electrical rough in at knee wall	3	23JUN11	27JUN11
KHS&S	6-330	Frame Mecho shade soffit	4	23JUN11	28JUN11
KHS&S	6-340	Frame 5' leave out wall	2	23JUN11	24JUN11
SW SUN CNT	6-350	Field Measure Mecho Shades	1	27JUN11	27JUN11
MOJAVE	6-360	Electrical rough in at leave out wall	1	27JUN11	27JUN11
KHS&S	6-370	Hang all drywall	2	28JUN11	29JUN11
SW SUN CNT	6-380	Install Mecho Shade pockets	3	30JUN11	05JUL11
KHS&S	6-390	Tape walls/ ceilings to level 4	5	30JUN11	07JUL11
KHS&S	6-400	Mask and spray texture	2	08JUL11	11JUL11
KHS&S	6-410	Prime and paint walls / ceilings	3	12JUL11	14JUL11
MOJAVE	6-420	Install electrical trim, cover plates .	1	15JUL11	15JUL11
KHS&S	6-430	Install Suspended Ceiling System	5	15JUL11	21JUL11
Electrical Distribution Termination Activities					
Single Line Distribution					
MOJAVE	88	Lock Out Tag Out proceedure is Active	1	31MAY11	31MAY11
MOJAVE	268	Single Line distribution is complete	1	31MAY11	31MAY11

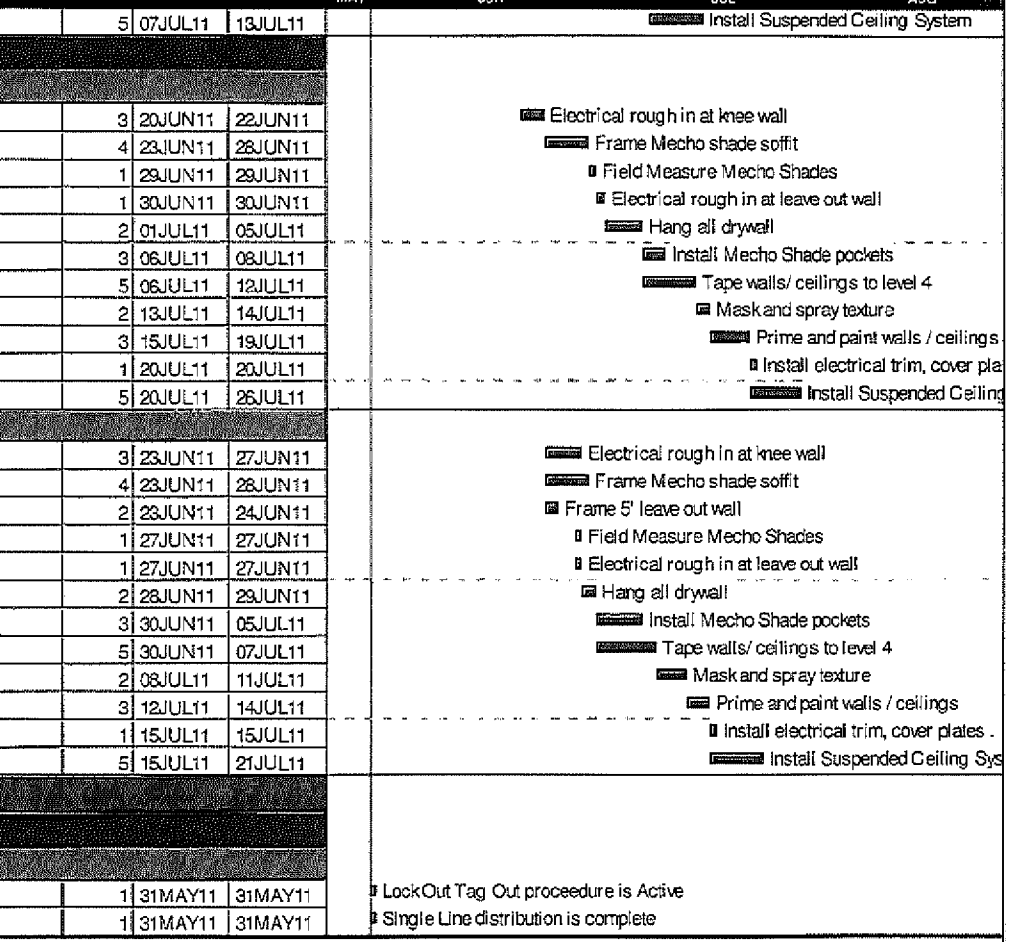

Run date 02JUN11
Page number 21A
Data date 31MAY11
© Primavera Systems, Inc.

The Whiting-Turner Contracting Co.
LVCH 4 Week Schedule

Early bar
Progress bar
Critical bar
Summary bar
Start milestone point
Finish milestone point

Responsibility	Act ID	Description	Orig Dur	Early Start	Early Finish
Generator Start Up					
MOJAVE	808	Install Breakers to Block Heaters (done)	1	31MAY11	31MAY11
MOJAVE	2158	Pull Wire between PSG and Generator(done)	1	31MAY11	31MAY11
MOJAVE	2168	Install internal components in Generator(done)	1	31MAY11	31MAY11
MOJAVE	2468	Terminate and land conductors in PSG.(done)	1	31MAY11	31MAY11
MOJAVE	2478	Install Remote Shunt Trip Station	4	31MAY11	03JUN11
MOJAVE	2488	Load Test Generator	5	10AUG11	16AUG11
Fire Alarm System					
MOJAVE	2148	Install Power to VAV's Basement thru Level 8	3	31MAY11	02JUN11
MOJAVE	2498	Install Fire Alarm suspended Ceiling Basement	2	31MAY11	01JUN11
MOJAVE	2508	Install Fire Alarm suspended Ceiling Level 1	5	02JUN11	08JUN11
MOJAVE	2548	R/I Fire Alarm in Fire Comand Room	5	06JUN11	10JUN11
MOJAVE	2518	Install Fire Alarm suspended Ceiling Level 2	5	09JUN11	15JUN11
MOJAVE	2528	Install Fire Alarm suspended Ceiling Level 3	5	16JUN11	22JUN11
MOJAVE	2538	Install Fire Alarm suspended Ceiling Level 4	5	23JUN11	29JUN11
8th Floor Electrical Distribution Panel Make Up					
MOJAVE	288	Power panels level 8 Hot to bumb Mech Equipment	4	31MAY11	03JUN11
MOJAVE	708	Panel LRBA-Circuits 22 thru 42, in Rm. 808	1	31MAY11	31MAY11
MOJAVE	738	Pumps are internal with boilers now	1	31MAY11	31MAY11
MOJAVE	748	Boiler pumps 7-12 Hot	1	01JUN11	01JUN11
MOJAVE	788	All Panels 8th floor hot	2	02JUN11	03JUN11
Mechanical Start Up					
Cooling Tower					
BOMBARD	588	Complete Make up Water to C-Tower	1	31MAY11	31MAY11
BOMBARD	768	Terminate controls to Cooling Tower	4	31MAY11	03JUN11
BOMBARD	2558	BP-1 installed and circulating water to Tower	4	31MAY11	03JUN11
BOMBARD	678	Cooling Tower started	3	06JUN11	08JUN11
Boilers					
BOMBARD	589	Install inhibitor in hot water lines (complete)	1	31MAY11	31MAY11
BOMBARD	599	Install Final chemical	1	31MAY11	31MAY11
BOMBARD	639	Install Water Heaters	2	31MAY11	01JUN11

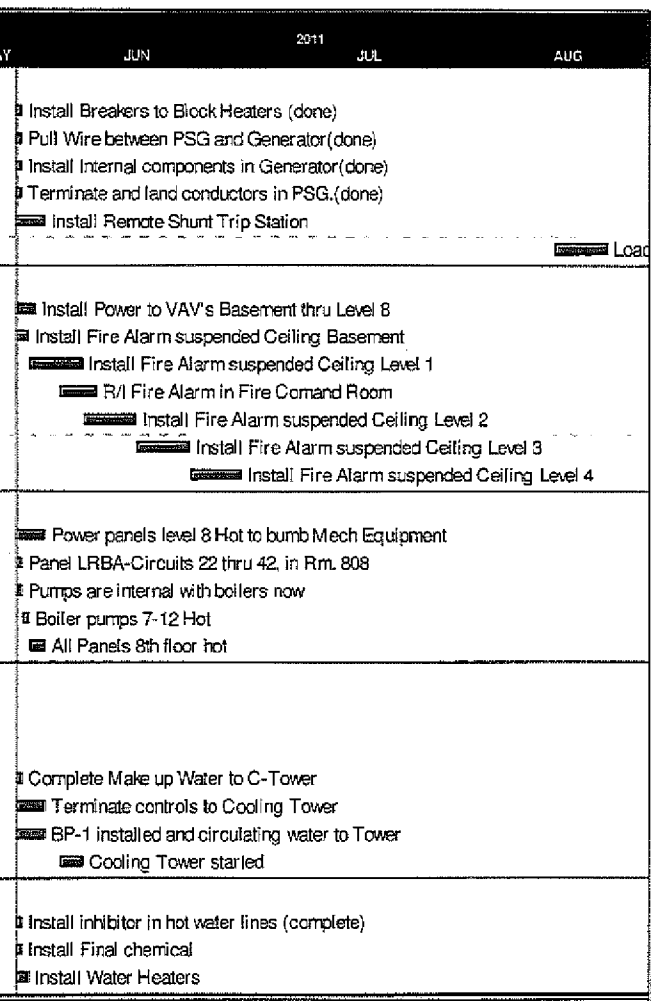

Run date 02JUN11
Page number 22A
Data date 31MAY11
© Primavera Systems, Inc.

The Whiting-Turner Contracting Co.
LVCH 4 Week Schedule

Early bar
Progress bar
Critical bar
Summary bar
Start milestone point
Finish milestone point

Responsibility	Act ID	Description	Orig Dur	Early Start	Early Finish
BOMBARD	649	Install all Flues for gas Heated equipment	1	31MAY11	31MAY11
BOMBARD	659	Finish Final Water Line connection to Water Htrs	1	31MAY11	31MAY11
BOMBARD	609	Install Gas Metering of Boilers	2	02JUN11	03JUN11
BOMBARD	688	Boilers started	1	07JUN11	07JUN11
BOMBARD	619	State Boiler Inspector to inspect Gas Hook Up	1	08JUN11	08JUN11
SOUTH WGAS	629	Recieve Green Tag for Gas Meeter	1	09JUN11	09JUN11
Chillers					
BOMBARD	590	Running 100%	1	31MAY11	31MAY11
Air Handling Units					
MOJAVE	858	Install all VFD's on Level 8 100% completed	1	31MAY11	31MAY11
MOJAVE	601	All VFD's powered	3	01JUN11	03JUN11
BOMBARD	591	Start Air Handling Units 1-6	10	24JUN11	08JUL11
BOMBARD	828	FC-32,29,31,30,33,26,25,27,28 Started	3	26JUL11	28JUL11
BOMBARD	838	WSHP-12 Started	3	27JUL11	29JUL11
BOMBARD	848	CCF-1 and 3 started	3	28JUL11	01AUG11
Evaporative Cooler					
BOMBARD	603	Repair damaged panel doors (done)	1	31MAY11	31MAY11
BOMBARD	613	Install Domestic water and hot water lines	3	31MAY11	02JUN11
BOMBARD	623	Talk to inspector correction notice on PVC	1	31MAY11	31MAY11
BOMBARD	593	Replace damaged disconnect(done)	1	27JUN11	27JUN11
BOMBARD	818	EC-1 Started	1	27JUN11	27JUN11
Smoke Intake/Exaust Shaft Enclosures					
General Area					
BOMBARD	298	Install EF-6	3	01JUN11	03JUN11
Chill Pol/Gas Domestic Riser Shafts					
Level 1					
General Area					
BOM & MOJA	108	complete with added PV Conduit installed	1	01JUN11	01JUN11
Elevators 1-6					

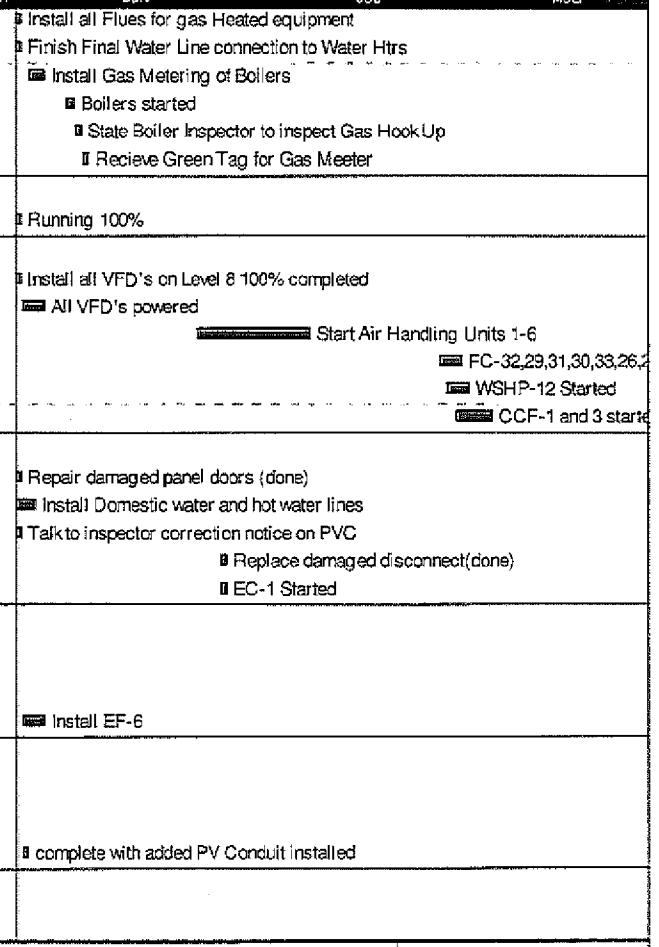

Run date	02JUN11
Page number	23A
Data date	31MAY11
© Primavera Systems, Inc.	

The Whiting-Turner Contracting Co.
LVCH 4 Week Schedule

- Early bar
- Progress bar
- Critical bar
- Summary bar
- Start milestone point
- Finish milestone point

J56.1-420

MOJ01822

JA 00005598

Responsibility	Act ID	Description	Orig Dur	Early Start	Early Finish
General Area					
OTIS	138	Hoistway wiring & Cab shell installation 1-4	14	31MAY11	17JUN11
OTIS	168	Elevator Rail installation 7 & 8	10	31MAY11	13JUN11
	188	Install Doors 1-4 Level B thru 8	1	31MAY11	31MAY11
OTIS	178	Hoistway wiring & Cab shell installation 7 & 8	10	20JUN11	01JUL11
OTIS	208	Start Cab Insteriors	25	15JUL11*	18AUG11
OTIS	221	Drop Test and Ispections	2	19AUG11	22AUG11
Interior Finish Build Out					
BASEMENT					
001 Parking					
URATA	81	sack and patch roof, level B class finish	5	08JUN11	14JUN11
ALL SUBS	78	Clear out all material	5	13JUN11	17JUN11
BOMBARD	474	Install register and grills	5	13JUN11	17JUN11
KHS&S	304	paint walls and ceiling and utilities	10	15JUN11	28JUN11
URATA	87	Clean off all overhead MEP	5	20JUN11	24JUN11
MOJAVE	344	Install Lighting	5	29JUN11	06JUL11
0002 Storage					
MOJAVE	944	Install light fixtures	1	31MAY11	31MAY11
MOJAVE	964	Trim out electrical outlets and switches	1	01JUN11	01JUN11
MOJAVE	974	Install Fire alarm	1	02JUN11	02JUN11
MOJAVE	984	Power fed out of panel , in E room	1	03JUN11	03JUN11
MOJAVE	994	Install hvac diffusers, supply and return	1	06JUN11	06JUN11
MOJAVE	1004	VAV , AHU Powered out of room, panel	1	07JUN11	07JUN11
DH PACE	1014	Install door and hardware	1	08JUN11	08JUN11
J&R	1024	Install flooring	1	07JUL11	07JUL11
J&R	1034	Install rubber base	1	08JUL11	08JUL11
0005 Telecom					
MOJAVE	674	Install telecom Ladder Racks	2	31MAY11	01JUN11
MOJAVE	684	Install telephone outlet on South wall	1	31MAY11	31MAY11
MOJAVE	704	Install Voice Termination A/T4.01 S.Wall	1	31MAY11	31MAY11
MOJAVE	1984	Install O.H. C1 lights fed out of EHBA-10	1	31MAY11	31MAY11

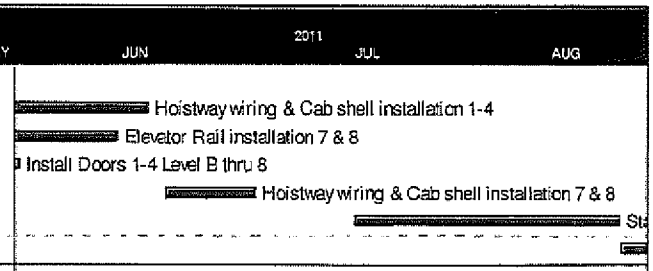

Run date	02JUN11
Page number	24A
Data date	31MAY11
© Primavera Systems, Inc.	

The Whiting-Turner Contracting Co.
LVCH 4 Week Schedule

Early bar
Progress bar
Critical bar
Summary bar
Start milestone point
Finish milestone point

Responsibility	Act ID	Description	Orig Dur	Early Start	Early Finish
MOJAVE	1994	Install switch on East wall	1	31MAY11	31MAY11
MOJAVE	2014	Install 3 wall outlets	1	31MAY11	31MAY11
MOJAVE	2024	Install 8 outlets to center ladder rack	1	31MAY11	31MAY11
MOJAVE	2034	R/I Electrical CRAH-6	1	31MAY11	31MAY11
MOJAVE	2044	Install space sensor south wall	1	01JUN11	01JUN11
BOMBARD	2064	R/I Control conduit and cable to CRAH-6	1	01JUN11	01JUN11
MOJAVE	2084	Install RF-2 on Floor	2	08JUN11	09JUN11
MOJAVE	2094	Install Door Hardware, space lockable	1	10JUN11	10JUN11
MOJAVE	2104	Install 3 Data Racks	1	10JUN11	10JUN11
MOJAVE	2114	Install 1 CCTV Rack	1	10JUN11	10JUN11
MOJAVE	2124	Install Data and CCTV Cabinets	1	11JUL11	11JUL11
MOJAVE	2134	Terminate cables into Cabinets	1	11JUL11	11JUL11
MOJAVE	2234	DMARC is on North Wall	1	11JUL11	11JUL11
MOJAVE	2244	Grounding Buss Bar on North west wall	1	11JUL11	11JUL11
MOJAVE	MOJAV	Pull conductors & terminate XHBA-19,21,23	5	11JUL11	15JUL11
0013 Elevator Control					
MOJAVE	184	Pull Control Wire to WSHP-16	1	31MAY11	31MAY11
MOJAVE	2054	WSHP-16 fed out of EHBA 25-27-29	1	01JUN11	01JUN11
MOJAVE	2254	Remove Temp Power	1	02JUN11	02JUN11
MOJAVE	2264	Install Permanent power to Elev. Control Panel	1	03JUN11	03JUN11
MOJAVE	2274	Install Permanent power to Lights	1	06JUN11	06JUN11
KHS&S	2284	Patch Temp power holes in walls	1	07JUN11	07JUN11
KHS&S	2294	Paint walls	2	08JUN11	09JUN11
W-T	2304	Clean and Seal Exposed Concrete floor	1	10JUN11	10JUN11
0027 Mechanical					
BOMBARD	644	Install access door cover on Trap Primer	1	02JUN11	02JUN11
BOMBARD	2644	Complete chill water connections to CRAH-15	2	02JUN11	03JUN11
MOJAVE	2654	CRAH-15 fed out of panel XHBA-32-34-36	1	02JUN11	02JUN11
MOJAVE	2734	Install Chill water lines to AHU-1	2	02JUN11	03JUN11
MOJAVE	2664	Install non fused disconnect	1	03JUN11	03JUN11
MOJAVE	2674	Install power to nonfused disconnect	1	03JUN11	03JUN11
MOJAVE	2684	R/I and terminate controls to CRAH-15	1	03JUN11	03JUN11
KHS&S	2794	Remove drywall at return air Duct opening	1	03JUN11	03JUN11

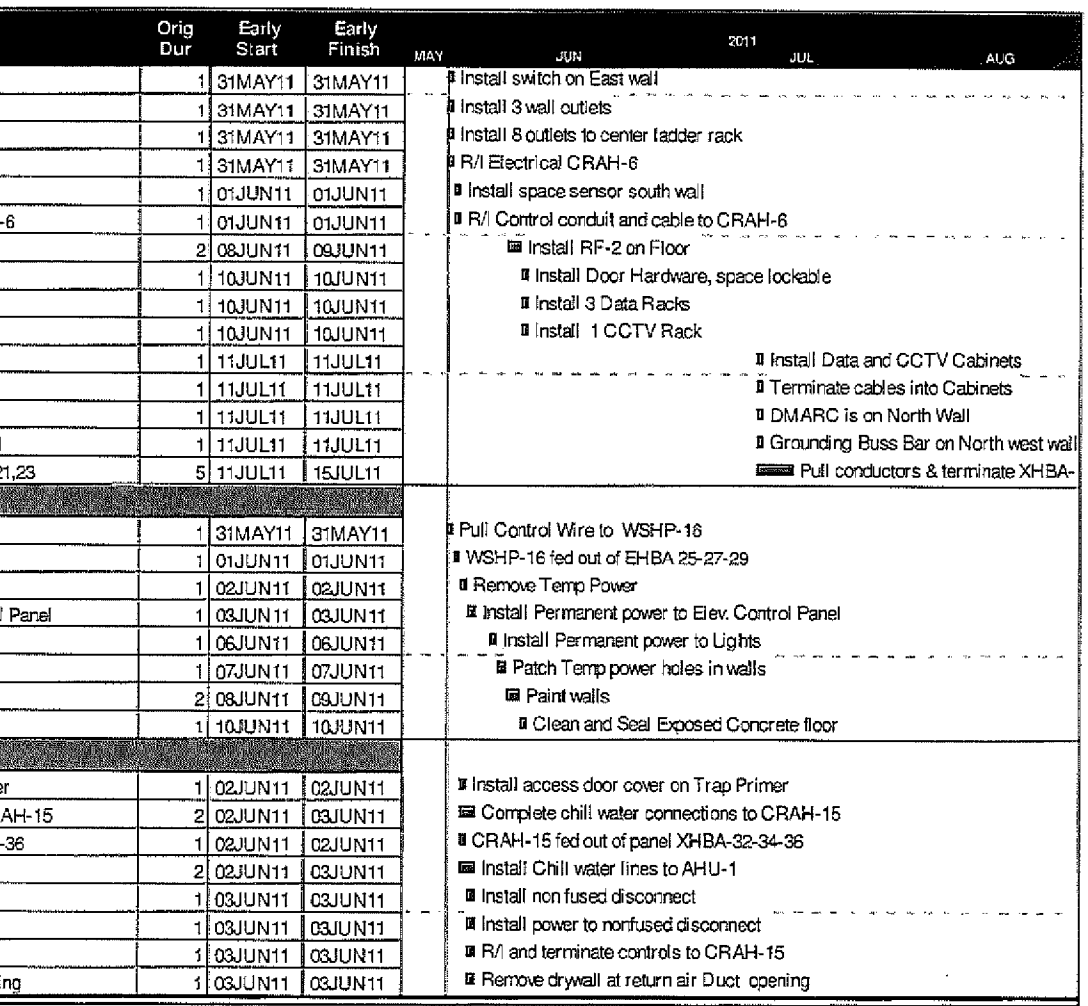

Run date 02JUN11
Page number 25A
Data date 31MAY11
© Primavera Systems, Inc.

The Whiting-Turner Contracting Co.
LVCH 4 Week Schedule

Early bar
Progress bar
Critical bar
Summary bar
Start milestone point
Finish milestone point

Responsibility	Act ID	Description	Orig Dur	Early Start	Early Finish
KHS&S	2804	Drywall tape and finish	1	03JUN11	03JUN11
MOJAVE	2694	Install Sump pump	1	06JUN11	06JUN11
MOJAVE	2704	Power sump pump out of panel XLBA4	1	06JUN11	06JUN11
MOJAVE	2714	Install VFD for AHU-1 fed out of HBBA-37-39-41	1	06JUN11	06JUN11
MOJAVE	2724	Power VFD	2	06JUN11	07JUN11
BOMBARD	2814	Install Duct Liner at return opening in wall	1	06JUN11	06JUN11
MOJAVE	2824	Complete Fire Alarm installation	1	07JUN11	07JUN11
MOJAVE	2744	Pull wire and terminate to Trap primer	1	08JUN11	08JUN11
MOJAVE	2754	Pull wire and terminate to CO2 Sensor Controller	1	08JUN11	08JUN11
BOMBARD	2764	CO2 Sensor Controller fed out of LBBBS	1	08JUN11	08JUN11
MOJAVE	2774	Install 6 C Type fixtures out of Panel LR6A	2	08JUN11	09JUN11
J&R	2834	Install missing cove base	1	08JUN11	08JUN11
MOJAVE	2784	Power light fixtures	1	09JUN11	09JUN11
KHS&S	2844	Patch and paint touch up walls	1	09JUN11	09JUN11
W-T	2854	Clean and seal concrete floors	1	10JUN11	10JUN11
0028 Standby Power					
MOJAVE	2864	Install 5 type C light fixtures	1	03JUN11	03JUN11
MOJAVE	2874	Power Light Fixtures out of EHBA-5	1	03JUN11	03JUN11
MOJAVE	2884	Install Wall outlets	1	03JUN11	03JUN11
MOJAVE	2894	Power Wall outlets	1	06JUN11	06JUN11
MOJAVE	2904	UPS w/ Battery Backup on West Wall	1	07JUN11	07JUN11
MOJAVE	2914	Pull conductors from UPS to XHDPA in Rm. 0030	2	07JUN11	08JUN11
MOJAVE	2924	Terminate and make up UPS	1	09JUN11	09JUN11
MOJAVE	2934	XFMR-T-UDBL, Bypass, UDBL, LBBC on E.Wall	1	09JUN11	09JUN11
MOJAVE	2944	Pull conductors from Bypass into MSB	2	09JUN11	10JUN11
MOJAVE	2964	Connect &Pull T-UDBL to UDBL	1	09JUN11	09JUN11
MOJAVE	2974	All pulls out of UDBL to basement pumps complete	1	09JUN11	09JUN11
MOJAVE	3004	Pull conductor from LBBC to LDPBRA	2	09JUN11	10JUN11
BOMBARD	3034	Finish install of HVAC Duct and install grills	1	09JUN11	09JUN11
W-T	3044	Clean and seal floor	1	10JUN11	10JUN11
MOJAVE	2954	Connect and pull conductors from T-UDBL to Bypas	1	13JUN11	13JUN11
0037 Men Locker/Showers					
L&P	436	Install toilet partitions and accessories	5	14JUN11	20JUN11

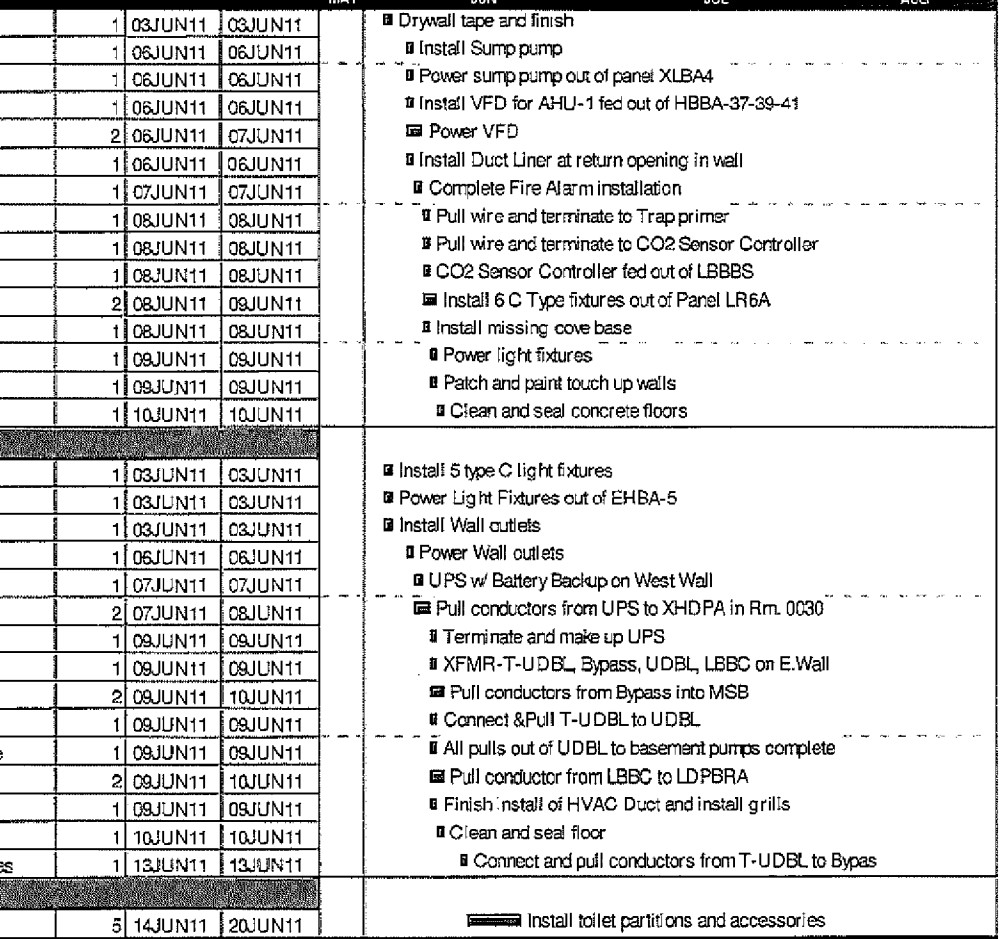

Run date	02JUN11
Page number	26A
Data date	31MAY11
© Primavera Systems, Inc.	

The Whiting-Turner Contracting Co.
LVCH 4 Week Schedule

- Early bar
- Progress bar
- Critical bar
- Summary bar
- Start milestone point
- Finish milestone point

J56.1-423

MOJ01825
JA 00005601

Responsibility	Act ID	Description	Orig Dur	Early Start	Early Finish
0038 Women Locker/Showers					
L&P	504	Install toilet partitions and accessories	5	21JUN11	27JUN11
0050 Communications Distribution HUB					
J&R	1254	Install flooring RF-2 and RB-1(DONE)	1	31MAY11	31MAY11
MOJAVE	634	Panel LBBD wire pulled/landed.	1	01JUN11	01JUN11
MOJAVE	1174	Panel ULCD, Pull conductors and make up panel	1	02JUN11	02JUN11
MOJAVE	1194	Wall outlets wire pulled, install outlets, trim	1	03JUN11	03JUN11
MOJAVE	1204	Wall swithces, pull wire, install switch.	1	06JUN11	06JUN11
MOJAVE	1214	Telecom wire pulled	1	07JUN11	07JUN11
N/A	1224	Ceiling is exposed to structure	1	08JUN11	08JUN11
KHS&S	1234	Paint door jamb and door	1	09JUN11	09JUN11
DH PACE	1244	Install door hardware	1	10JUN11	10JUN11
0026 Sewage Ejector Pump					
BOMBARD	2454	Install SS Float Brackets and Floats	1	31MAY11	31MAY11
MOJAVE	2464	Pull power XHBA-31-33-35	2	01JUN11	02JUN11
MOJAVE	2474	Pull wire and terminate at disconnect	1	01JUN11	01JUN11
MOJAVE	2484	Pull and terminate wire from disconnect to pump	1	01JUN11	01JUN11
MOJAVE	2494	Install C Type light fixture wall type	1	01JUN11	01JUN11
MOJAVE	2504	R/I and terminate light power	1	01JUN11	01JUN11
0025A Fire Riser					
KHS&S	784	Prime and paint walls	2	31MAY11	01JUN11
KHS&S	2514	Prime and paint doors and frames	2	31MAY11	01JUN11
DH PACE	2524	Install door Hardware	1	02JUN11	02JUN11
MOJAVE	2544	Install wall light B Type fed from LRA1-1	1	02JUN11	02JUN11
MOJAVE	2554	Pull wire and terminate light switch	1	02JUN11	02JUN11
MOJAVE	2564	Install Non Fused Disconnect out of ELBA-14-16	1	02JUN11	02JUN11
MOJAVE	2574	Install Non Fused Disconnect out of ELBA-18-20	1	02JUN11	02JUN11
MOJAVE	2584	Install wall outlet fed from LBBA-8	1	02JUN11	02JUN11
WESTERN	2594	Install 2 Flow switches	1	03JUN11	03JUN11
WESTERN	2604	Install 2 tamper switches	1	03JUN11	03JUN11

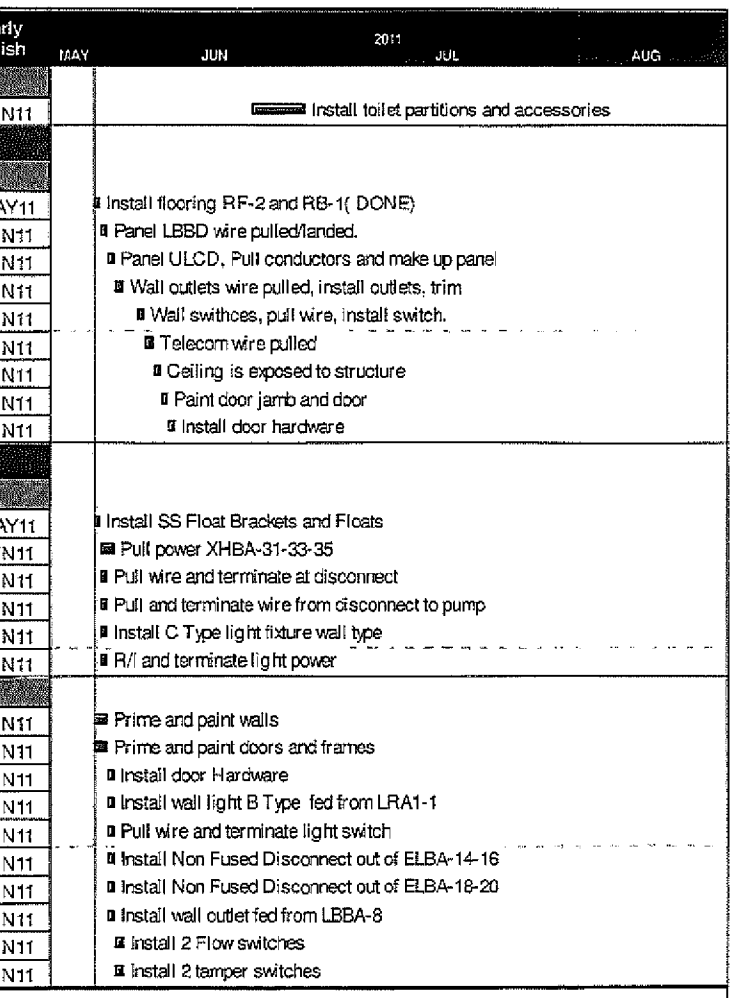

Run date	02JUN11
Page number	27A
Data date	31MAY11
© Primavera Systems, Inc.	

The Whiting-Turner Contracting Co.
LVCH 4 Week Schedule

Early bar
Progress bar
Critical bar
Summary bar
Start milestone point
Finish milestone point

MOJ01826
JA 00005602

Responsibility	Act ID	Description	Orig Dur	Early Start	Early Finish
MOJAVE	2614	Install smoke detector	1	03JUN11	03JUN11
MOJAVE	2624	Install Fire alarm speaker w/ ADA Strobe	1	03JUN11	03JUN11
MOJAVE	2634	Pull Fire alarm cable and terminate devices	2	06JUN11	07JUN11
0028 Emergency Electrical					
MOJAVE	754	Install 3 type C fixtures	1	31MAY11	31MAY11
KHS&S	3124	Complete drywall around Door, CRA 178	1	31MAY11	31MAY11
KHS&S	3134	Tape and finish door relocation,CRA 178	1	31MAY11	31MAY11
KHS&S	3144	Paint wall at door relocation.	1	31MAY11	31MAY11
MOJAVE	2984	Power Light fixtures out of EHBA-5	1	01JUN11	01JUN11
DH PACE	3154	Hang Relocated Door. CRA 178	1	01JUN11	01JUN11
MOJAVE	2994	Run power to WSHP	1	02JUN11	02JUN11
KHS&S	3164	Paint Door	1	02JUN11	02JUN11
MOJAVE	3014	Pull wire and terminate EHBA-18	1	03JUN11	03JUN11
DH PACE	3174	Install Door Hardware	1	03JUN11	03JUN11
MOJAVE	3024	Pull wire and terminate XFRMR-ELBA	1	06JUN11	06JUN11
MOJAVE	3054	Connect and pull wire from ELBA to XFRMR-ELBA	1	06JUN11	06JUN11
MOJAVE	3064	Replace broken contactors	1	06JUN11	06JUN11
MOJAVE	3074	Terminate and make up Panel EHDPA	1	06JUN11	06JUN11
MOJAVE	3084	Complete all Hampton Tedder testing.	1	07JUN11	07JUN11
MOJAVE	3094	Energize all panels in room	1	08JUN11	08JUN11
MOJAVE	3104	Install closure piece at PSG, CRA 178	1	09JUN11	09JUN11
MOJAVE	3114	Complete wall R/I at Door relocation North wall	1	09JUN11	09JUN11
0051 Open Office					
BOMBARD	934	Connect 8" O.S.D. thru wall to 6" roof bubbler.	1	01JUN11	01JUN11
0053 Future Data Center					
MOJAVE	844	ULDD, ULDDS, ULDC, ULDC wire pulled/landed	1	31MAY11	31MAY11
J&R	1344	Install flooring RF-2 and RB-1(DONE)	1	31MAY11	31MAY11
MOJAVE	1274	Make up panels in room	1	01JUN11	01JUN11
MOJAVE	1284	Wall outlets wire pulled, install outlets, trim	1	02JUN11	02JUN11
MOJAVE	1294	Wall swithces, pull wire, install switch.	1	03JUN11	03JUN11
MOJAVE	1304	Telecom wire pulled	1	06JUN11	06JUN11

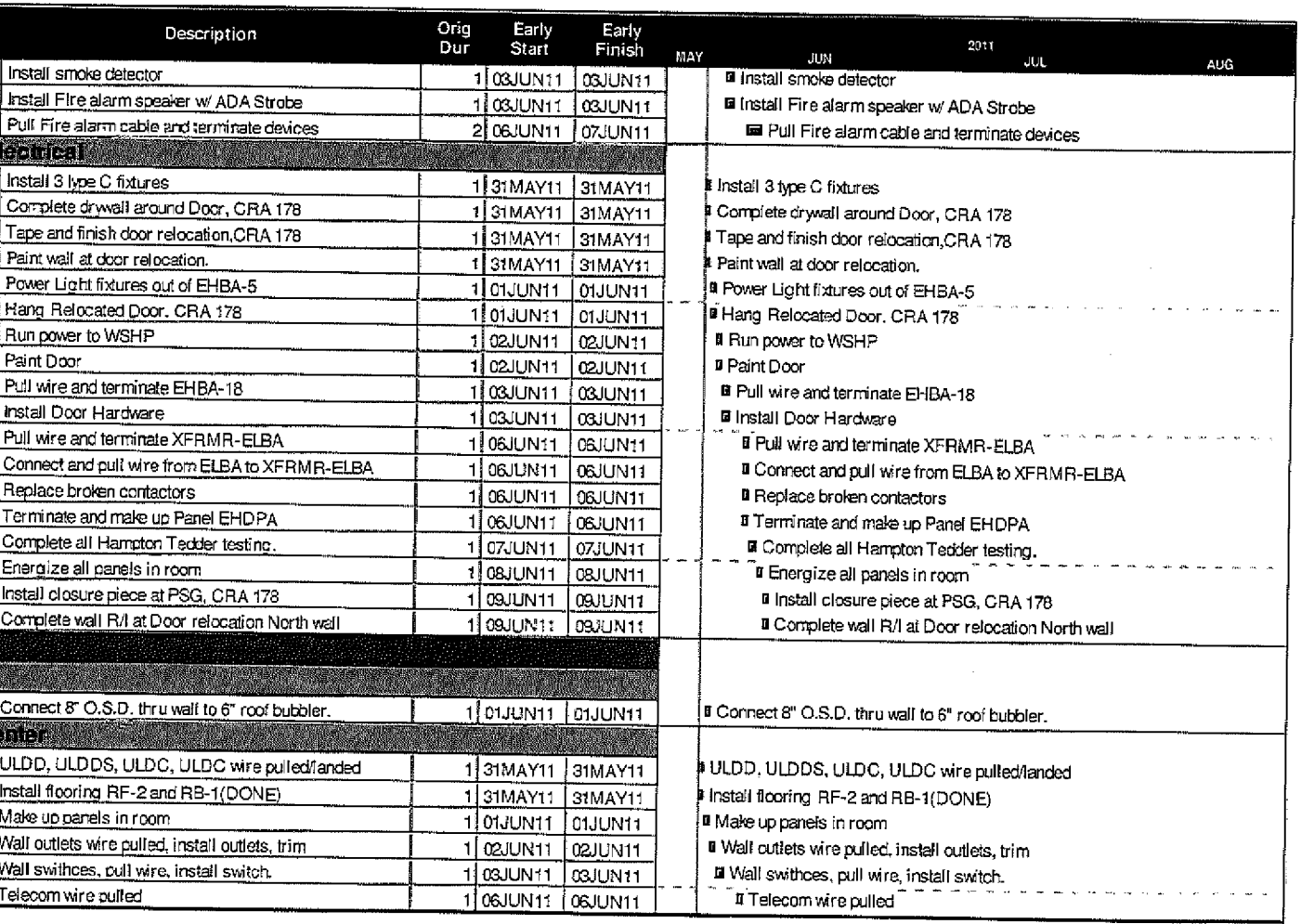

Run date 02JUN11
Page number 28A
Data date 31MAY11
© Primavera Systems, Inc.

The Whiting-Turner Contracting Co.
LVCH 4 Week Schedule

Early bar
Progress bar
Critical bar
Summary bar
Start milestone point
Finish milestone point

MOJ01827
JA 00005603

Responsibility	Act ID	Description	Orig Dur	Early Start	Early Finish
KHS&S	1314	Install suspended ceiling and ACT-1	1	07JUN11	07JUN11
KHS&S	1324	Paint door jamb and door	1	08JUN11	08JUN11
DH PACE	1334	Install door hardware	1	09JUN11	09JUN11
0064 Computer Storage					
J&R	1474	Install flooring RF-1 and RB-1(DONE)	1	31MAY11	31MAY11
MOJAVE	824	Wall outlets wire pulled, install outlets, trim	1	01JUN11	01JUN11
MOJAVE	1434	Wall swithces, pull wire, install switch.	1	02JUN11	02JUN11
KHS&S	1444	Install suspended ceiling and ACT-2	1	03JUN11	03JUN11
KHS&S	1454	Paint door jamb and door	1	06JUN11	06JUN11
DH PACE	1464	Install door hardware	1	07JUN11	07JUN11
0065 Data Center					
J&R	1424	Install flooring RF-2 and RB-1(DONE)	1	31MAY11	31MAY11
MOJAVE	834	ULDBS,ULOB,ULDA,ULDAS wire pulled/landed	1	02JUN11	02JUN11
MOJAVE	1374	Wall outlets wire pulled, install outlets, trim	1	03JUN11	03JUN11
MOJAVE	1384	Wall swithces, pull wire, install switch.	1	06JUN11	06JUN11
KHS&S	1394	Install suspended ceiling and ACT-1	1	07JUN11	07JUN11
KHS&S	1404	Paint door jamb and door	1	08JUN11	08JUN11
DH PACE	1414	Install door hardware	1	09JUN11	09JUN11
LEVEL ONE					
1133 Fire Command Room					
KHS&S	172	Complete framing and drywall all walls	1	03JUN11	03JUN11
KHS&S	182	Tape and Mud all walls Level 4	5	06JUN11	10JUN11
KHS&S	192	Texture and Paint walls	3	07JUN11	09JUN11
HEINAMAN	202	Install store front system	2	10JUN11	13JUN11
MOJAVE	392	Install XLS Fire Alarm Battery Cabinet, W. Wall	1	10JUN11	10JUN11
MOJAVE	402	Install XLS Voice Communication Cabinet,W. Wall	1	10JUN11	10JUN11
MOJAVE	412	Install Smoke Control Panel, West Wall	1	10JUN11	10JUN11
MOJAVE	422	Install Smoke Control Graphic Display, W. wall	1	10JUN11	10JUN11
MOJAVE	432	Install Workstation , table , printer, W.wall	1	10JUN11	10JUN11
MOJAVE	442	Install Communication Unit Radios, North Wall	1	13JUN11	13JUN11
MOJAVE	452	Install Air Handling Status Contro, North Wall	1	13JUN11	13JUN11

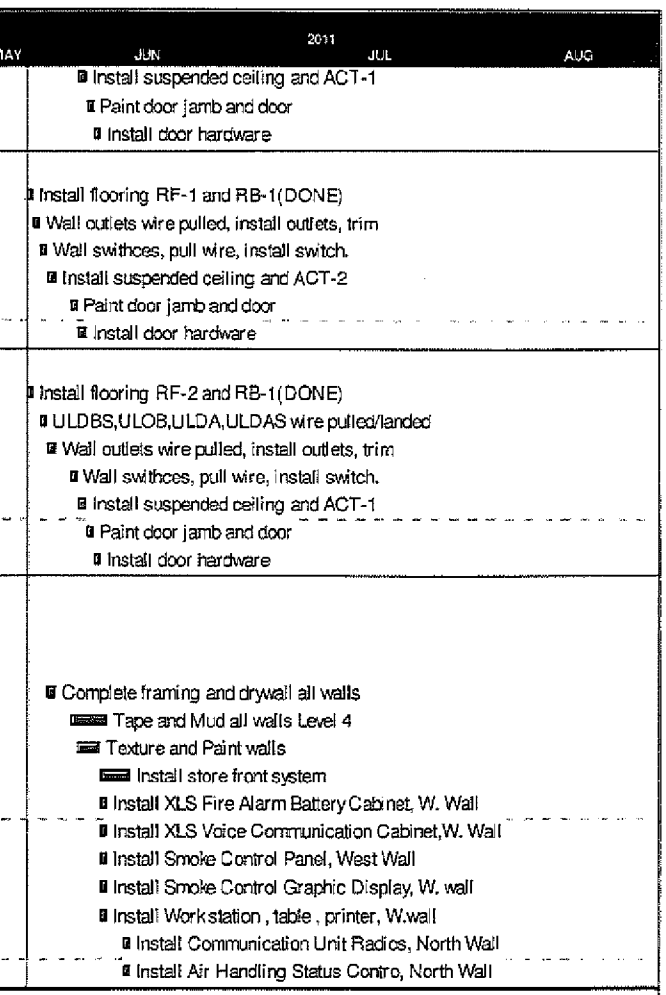

Run date	02JUN11
Page number	29A
Data date	31MAY11
© Primavera Systems, Inc.	

The Whiting-Turner Contracting Co.
LVCH 4 Week Schedule

Early bar
Progress bar
Critical bar
Summary bar
Start milestone point
Finish milestone point

MOJ01828
JA 00005604

Responsibility	Act ID	Description	Orig Dur	Early Start	Early Finish
MOJAVE	462	Install Generator Supervision, North Wall	1	13JUN11	13JUN11
MOJAVE	472	Install Fire Pump Status, North Wall	1	13JUN11	13JUN11
MOJAVE	482	Install Elevator Status, North Wall	1	13JUN11	13JUN11
W-T	212	Clean and Seal Concrete floor	1	14JUN11	14JUN11
MOJAVE	492	Install Emergency & Standby Status, N.wall	1	14JUN11	14JUN11
J&R	222	Install RB-1	1	15JUN11	15JUN11
MOJAVE	502	Install Panel ELFCC fed through T-ELFCC	1	15JUN11	15JUN11
MOJAVE	512	T-ELFCC Fed from EHDPA in Basement	1	15JUN11	15JUN11
MOJAVE	522	Pull all conductors and make up gear	2	16JUN11	17JUN11
MOJAVE	542	Install Fire Alarm	2	20JUN11	21JUN11
MOJAVE	552	Install power to WSHP-1 out of ELFCC-3	1	22JUN11	22JUN11
MOJAVE	562	Install Power to WSHP-1 out of EHIA-22	1	22JUN11	22JUN11
MOJAVE	572	Install Power to UH-1 out of EHIA-16,18,20	1	22JUN11	22JUN11
MOJAVE	582	Install outlets and power out of ELFCC-1	1	23JUN11	23JUN11
MOJAVE	592	Install 5 Shunt trips on East Wall	2	23JUN11	24JUN11
MOJAVE	602	Shunt trips powered out of SEA, SEB, PSG, UPS,PV	1	23JUN11	23JUN11
MOJAVE	612	Pull conductors and make up shunt trips	1	24JUN11	24JUN11
W-T	722	Install plan taple w/ Direct Dial Tele. E.wall	1	27JUN11	27JUN11
KHS&S	732	Install White Board East Wall	1	28JUN11	28JUN11
W-T	742	Install plan rack, East Wall	1	29JUN11	29JUN11
1088 Studio					
KHS&S	443	Frame the Inner of the Outer Two walls	2	01JUN11	02JUN11
BOMBARD	453	Install Sound Insulation at duct 6/AI9.06.2	1	03JUN11	03JUN11
MOJAVE	463	Install Rated J-box in walls 6/AI9.08.1	1	03JUN11	03JUN11
MOJ. & BOM	473	R/I walls MEP	2	03JUN11	06JUN11
CITY INSP.	483	Inspect Walls	1	07JUN11	07JUN11
KHS&S	493	Install Backing - Curtain/Cable tray 18/AI9.10.1	1	08JUN11	08JUN11
KHS&S	503	Insulate Walls	1	08JUN11	08JUN11
KHS&S	513	Double Rock walls ,maintain 1" gap between walls	2	09JUN11	10JUN11
CITY INSP.	523	Inspect screw pattern drywall	1	13JUN11	13JUN11
KHS&S	533	Install accoustical sealant top & bottom @ walls	1	14JUN11	14JUN11
MOJAVE	543	Install Cable Tray system	2	14JUN11	15JUN11

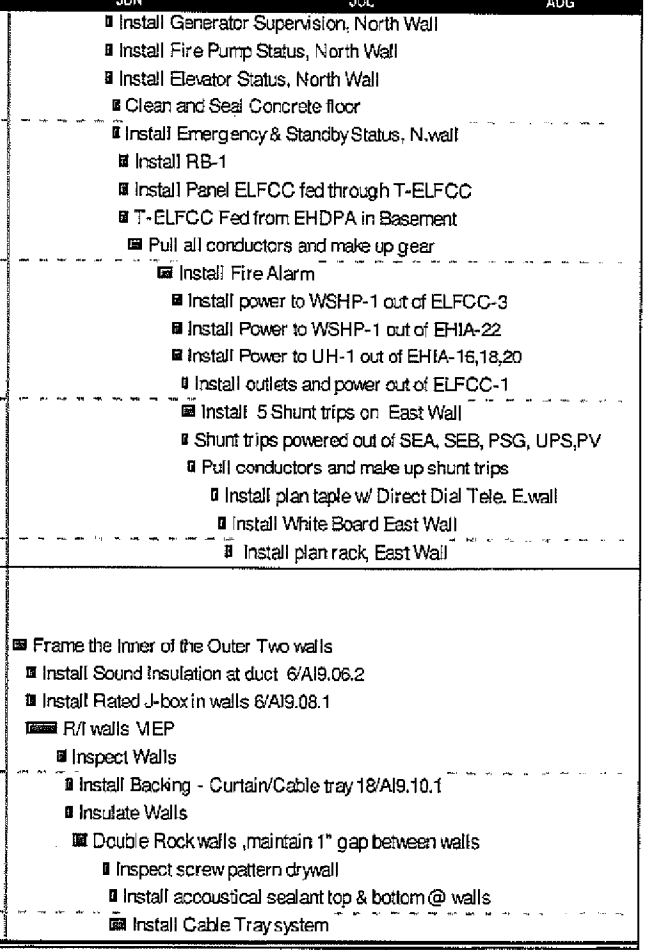

Run date	02JUN11
Page number	30A
Data date	31MAY11
© Primavera Systems, Inc.	

The Whiting-Turner Contracting Co.
LVCH 4 Week Schedule

Early bar
Progress bar
Critical bar
Summary bar
Start milestone point
Finish milestone point

J56.1-427

MOJ01829
JA 00005605

Responsibility	Act ID	Description	Orig Dur	Early Start	Early Finish
8008 Electrical Room					
KHS&S	464	Tape and Finish Drywall. Install Column Covers	5	02JUN11	08JUN11
KHS&S	1054	Paint walls.	3	09JUN11	13JUN11
MOJAVE	1084	Install west wall Panels: HRBA,LRBA,XLRA	1	10JUN11	10JUN11
MOJAVE	1094	Install west wall XFMR T-XLRA, panel XHDPRA	1	10JUN11	10JUN11
MOJAVE	1104	Install north wall panel LRAA	1	10JUN11	10JUN11
MOJAVE	1114	Install east wall panels: HDPRBA,LRBA,HDPRAA	1	10JUN11	10JUN11
MOJAVE	1124	Install east wall XFMR T-LRBA, T-LRAA	1	10JUN11	10JUN11
MOJAVE	1134	Install PV Inverter	1	13JUN11	13JUN11
J&R	1055	Install Rubber Base	1	14JUN11	14JUN11
MOJAVE	1144	Install 120 volt Connection to satellite racks.	1	14JUN11	14JUN11
DH PACE	1064	Install Door and Hardware, Room Lockable	2	15JUN11	16JUN11
MOJAVE	1154	Fan Coil 31 powered out of Panel xlra-4	1	15JUN11	15JUN11
MOJAVE	1164	Trim out Outlet West wall, powered xlra-5.	1	16JUN11	16JUN11
KHS&S	1065	Paint Door and Frame	1	17JUN11	17JUN11
?	1184	Seal Concrete Floors	1	17JUN11	17JUN11
MOJAVE	1074	Install Fan Coil 31.	1	20JUN11	20JUN11
SITEWORK					
NORTH AREA SITE WORK					
Fire Pump Room 1156					
WESTAR	535	Jocky Pump running.	1	31MAY11	31MAY11
MOJAVE	725	Complete all electrical make up in Fire Pump rm	3	01JUN11	03JUN11
WESTAR	735	Complete all fire protection work in room	3	06JUN11	08JUN11
ALL SUBS	815	Room 100% complete	1	09JUN11	09JUN11
Loading Dock Service Yard					
SNP	55	Finish rough grade	2	28JUL11	29JUL11
URATA	56	Finish grade slab on Grade .	5	01AUG11	05AUG11
MOJAVE	57	R/I conduit for Electrical	2	02AUG11	03AUG11

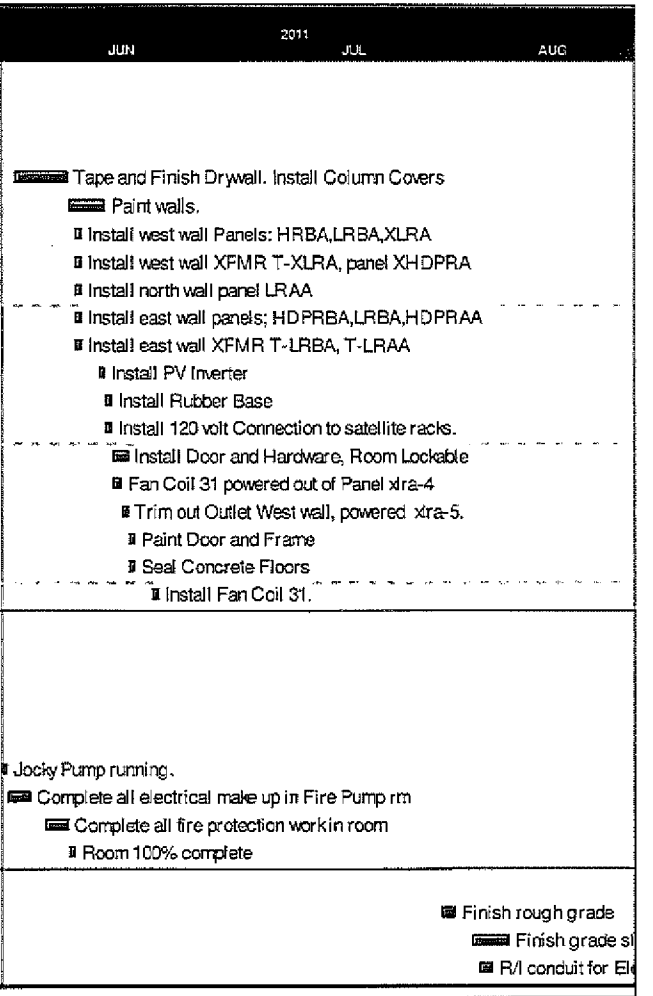

Run date	02JUN11
Page number	31A
Data date	31MAY11
© Primavera Systems, Inc.	

The Whiting-Turner Contracting Co.
LVCH 4 Week Schedule

- Early bar
- Progress bar
- Critical bar
- Summary bar
- Start milestone point
- Finish milestone point

J56.1-428

MOJ01830
JA 00005606

Responsibility	Act ID	Description	Orig Dur	Early Start	Early Finish
FLIPPINS	66	Raise Manhole Lids to grade	1	02AUG11	02AUG11
PCS	585	Set Rebar at Slab on Grade.	1	04AUG11	04AUG11
URATA	595	Place Slab on Grade .	1	05AUG11	05AUG11
HEINAMAN	605	Install Gladding at Entry Gate Beams	10	08AUG11	19AUG11
U. BRASS	615	Install Gates	20	22AUG11	19SEP11
Utility Yard 1157					
HEINAMAN	365	Install Cladding at manual Gate Beam	10	22AUG11	02SEP11
U. BRASS	545	Install Gate	10	06SEP11	19SEP11
Electrical Room 1114					
MOJAVE	355	Completed , locked out tagged out.	1	31MAY11	31MAY11
Stair # 6					
MOJAVE	375	Pull conductors for wall lights	2	01JUN11	02JUN11
MOJAVE	555	Install wall lights	3	03JUN11	07JUN11
SME	565	Install Handrails	5	08JUN11	14JUN11
SOUTH AREA SITE WORK					
Site Work					
W-T	805	Trasport gravel from S. to North Site track out.	1	31MAY11	31MAY11
SNP	835	Rough Grade South Elevation	3	31MAY11	02JUN11
W-T	935	Layout demo of Clark curb and gutter	1	31MAY11	31MAY11
W-T	945	Demo Clark Curb and gutter/ Concrete driveway	2	31MAY11	01JUN11
HORRIZON	955	Stake Rough Grade Elevations	1	01JUN11	01JUN11
URATA	965	Layout foundations PV Trees	5	03JUN11	09JUN11
URATA	975	Mobilize and drill PV Trees foundations	15	10JUN11	30JUN11
WEST AREA SITE WORK					
Site Work					
MOJAVE	295	Install Deep NVE Transmission Lines	10	08JUN11	21JUN11

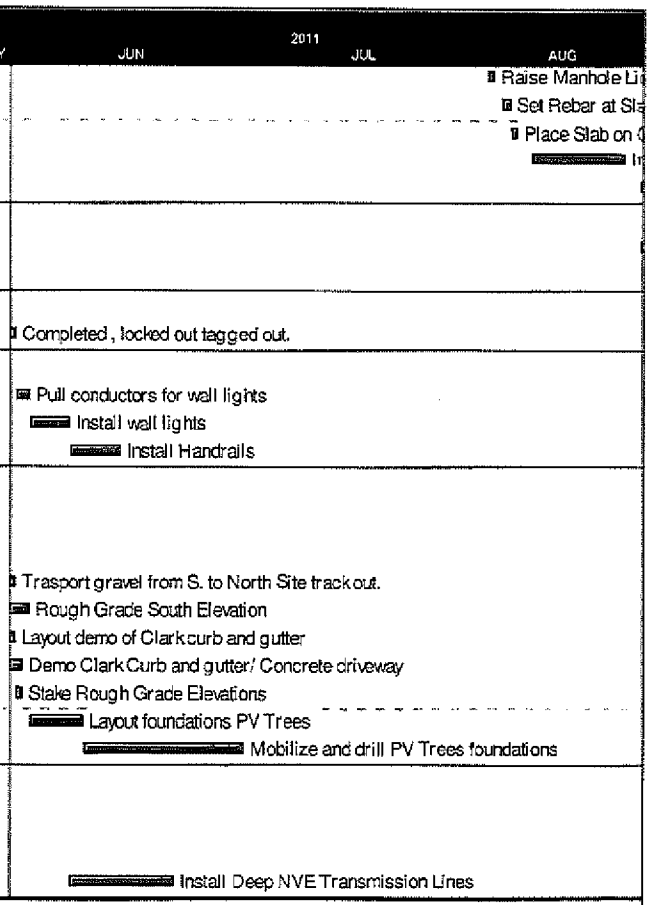

Run date	02JUN11
Page number	32A
Data date	31MAY11
© Primavera Systems, Inc.	

The Whiting-Turner Contracting Co.
LVCH 4 Week Schedule

- Early bar
- Progress bar
- Critical bar
- Summary bar
- Start milestone point
- Finish milestone point

MOJ01831
JA 00005607

Carmen Militello

From: Kaeser, Kirk <Kirk.Kaeser@whiting-turner.com>
Sent: Tuesday, June 14, 2011 5:29 PM
To: Kaeser, Kirk; Burch, Clinton; Payne, Daniel; atbutcher@isecinc.com; agarcia@universalbrassinc.com; Anne.Presnal@dhpace.com; bsittman@bombardmechanical.com; bowens@ubglv.com; Blrmen@westarfire.com; Brad.Taylor@aggregate-us.com; Brent.Shreeve@aggregate-us.com.; Briseno, Nancy; bruce@commroof.com; btie@cts-1.com; Bryan@Flippins.com; cnortontrit@aol.com; hauntz@embarqmail.com; Chris.Yanke@pcsgp.com; christinashelfo@panaceaservices.com; Chris Meiers; Crystal Teissedre; dboskovich@cts-1.com; dlavery@westarfire.com; david schaper; Dennis@precisionairbalance.com; derekb@smesteel.com; Dino; donf@heinaman.net; dbade@girouxglass.com; estagner@yesco.com; Floyd, Michael; greg@bombardmechanical.com; gfrancis@burlingtonplumbinglv.com; Henry, Dave; jphillips@lpinteriorsllc.com; JGomel@bombardmechanical.com; jamie@jrfloors.net; jeff@sitmatic.com; jeffa@khsswest.com; jmaupin@harsco.com; josephc@heinaman.net; JDrace@bombardmechanical.com; John Sadosky; JYoung@universalbrassinc.com; justin@amilv.com; Kfox@precisionairbalance.com; Kelli@precisionairbalance.com; ken.downey@cox.net; Lee, David; Linda@urataconcrete.com; Lisaf@sunstonespecialties.com; Lloyd, Elliott; lmpies@urataconcrete.com; Mark.Scott@otis.com; mbechtel@commroof.com; Michael.J.Hahn@jci.com; Michelle@precisionairbalance.com; mwalters@yesco.com; mikec@khsswest.com; nedm@heinaman.net; Nhutzol@westarfire.com; Nick@precisionairbalance.com; panaceaservices@aol.com; pkonsten@modernfold.com; rbellamy@republiclv.com; rclark@amazonconstruction.com; rilossia@isecinc.com; rex.hunt@tractel.com; richarda@smesteel.com; Richard Christensen; randrade@yesco.com; Ruesch, Daniel; sean.roberts@pcsgp.com; sbdilley@venturamarble.com; Shepard, Cory; sondra.smith@otis.com; Steve@precisionairbalance.com; tpindel@venturamarble.com; tm@milicistudios.com; Troy.OConnor@aggregate-us.com; william.j.casiere@jci.com; young@sunstonespecialties.com
Cc: Briseno, Nancy; Henry, Dave; Lee, David
Subject: RE: 4wk Schedule 5-31-11 City of Las Vegas New City Hall.
Attachments: LVCH-4WK61411.pdf

Attached is the 4wk look ahead schedule. Please review and have comments back by Friday June 17th.

Kirk Kaeser | Project Manager
THE WHITING-TURNER CONTRACTING COMPANY
City of Las Vegas - New City Hall
495 Main St | Las Vegas, NV 89101
Phone: (702) 851-4190
Cell: (949) 279-7236

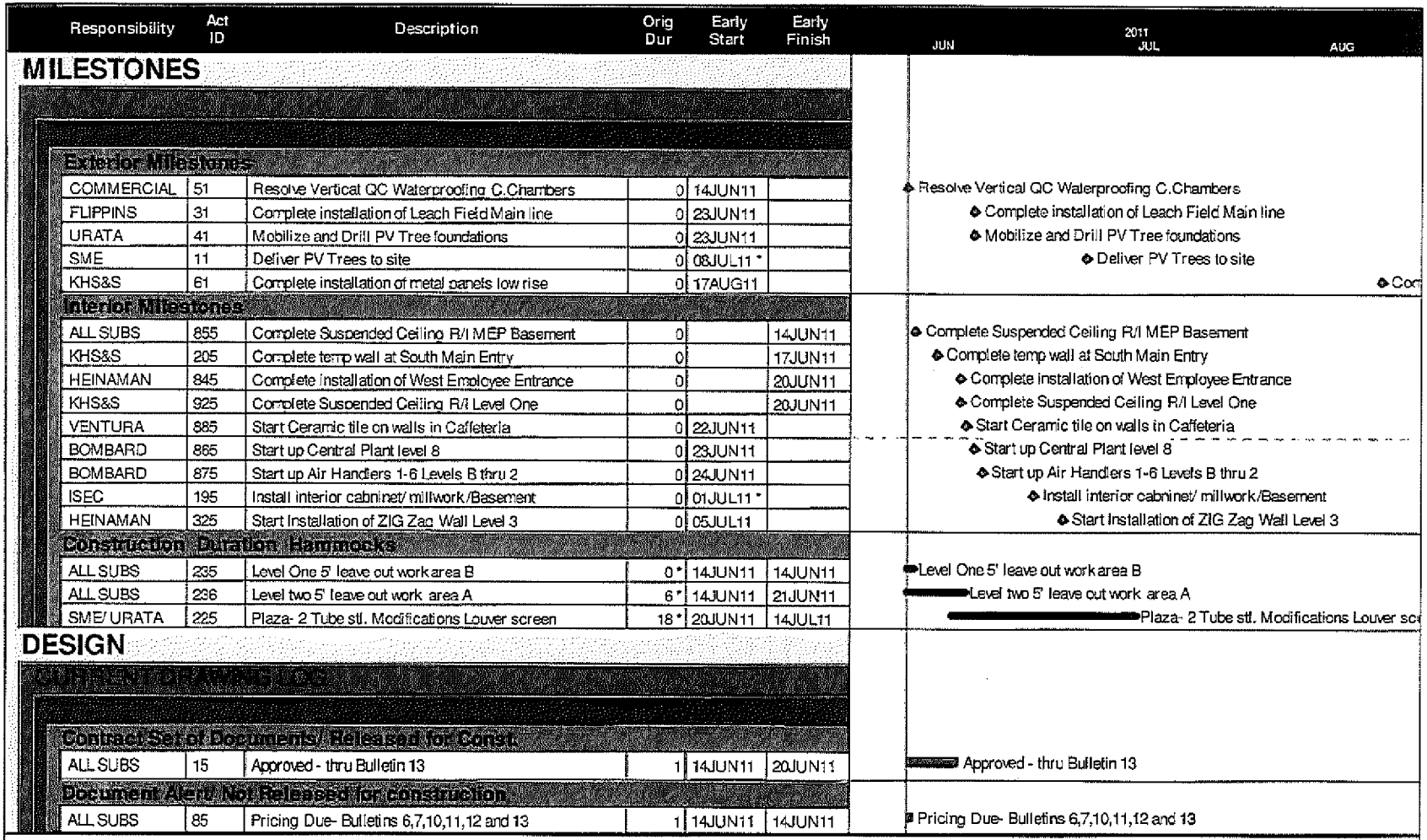

MOJ01833
JA 00005609

Responsibility	Act ID	Description	Orig Dur	Early Start	Early Finish
ALL SUBS	285	Bulletin 10 Only released to Mojave and DH Pace	1	14JUN11	14JUN11
Bulletins Approved by City of Las Vegas					
ALL SUBS	345	Bulletin 7,8,9, 12 and 13 are approved by City	1	14JUN11	14JUN11
RFI's					
Confirmation Only					
ALL SUBS	395	RFI 0674 Interior HVAC Louvers	1	14JUN11	14JUN11
KHS&S	405	RFI 0681 Auxiliary Drain Access Vestibule 1001	1	14JUN11	14JUN11
MOJ. & BOM	465	RFI 0659 R001 additional circuits for controls	1	14JUN11	14JUN11
BOMBARD	475	RFI 0684 revised sequence for boilers	1	14JUN11	14JUN11
SW STEEL	485	RFI 0636 Grand stair structural attachment	1	14JUN11	14JUN11
ALL SUBS	505	RFI 0663 Studio Coordination details	1	14JUN11	14JUN11
Need CRA , Need Owners Approval					
ALL SUBS	415	RFI 0679 Security Coordination Confirmation	5	14JUN11	20JUN11
W-T	425	RFI 0662 Lobby 2nd flr. slab vs. Structural	5	14JUN11	20JUN11
AMAZON	435	RFI 0682 Structural Terrace level 2	5	14JUN11	20JUN11
KHS&S	445	RFI 0670 4" Expansion joint option 1 or 2	5	14JUN11	20JUN11
Change Requests/Notifications (CR/CN's)					
Owner Change					
W-T	905	CRA 153 reconciliation interior glazing	1	14JUN11	14JUN11
W-T	745	Plaza Louver Modifications JMA SK 4-11-11	1	05JUL11	05JUL11
W-T	755	West Elevation , Prefunction Curtainwall Exp.Jnt	1	06JUL11	06JUL11
W-T	765	Roof Hatches installed level 4 Council Chambers	1	13JUL11	13JUL11
W-T	775	KHS&S box out below ceiling issues in Basement	1	13JUL11	13JUL11
W-T	785	Expansion Joint modifications level 2	1	13JUL11	13JUL11
Procedural					
Owner Change					
ALL SUBS	495	Bulletin 10 CRA # 159	0	24MAR11	
MOJAVE	715	CRA# 211-Bulletin 11, Mojave Electric	0	03MAY11	
Procedural					

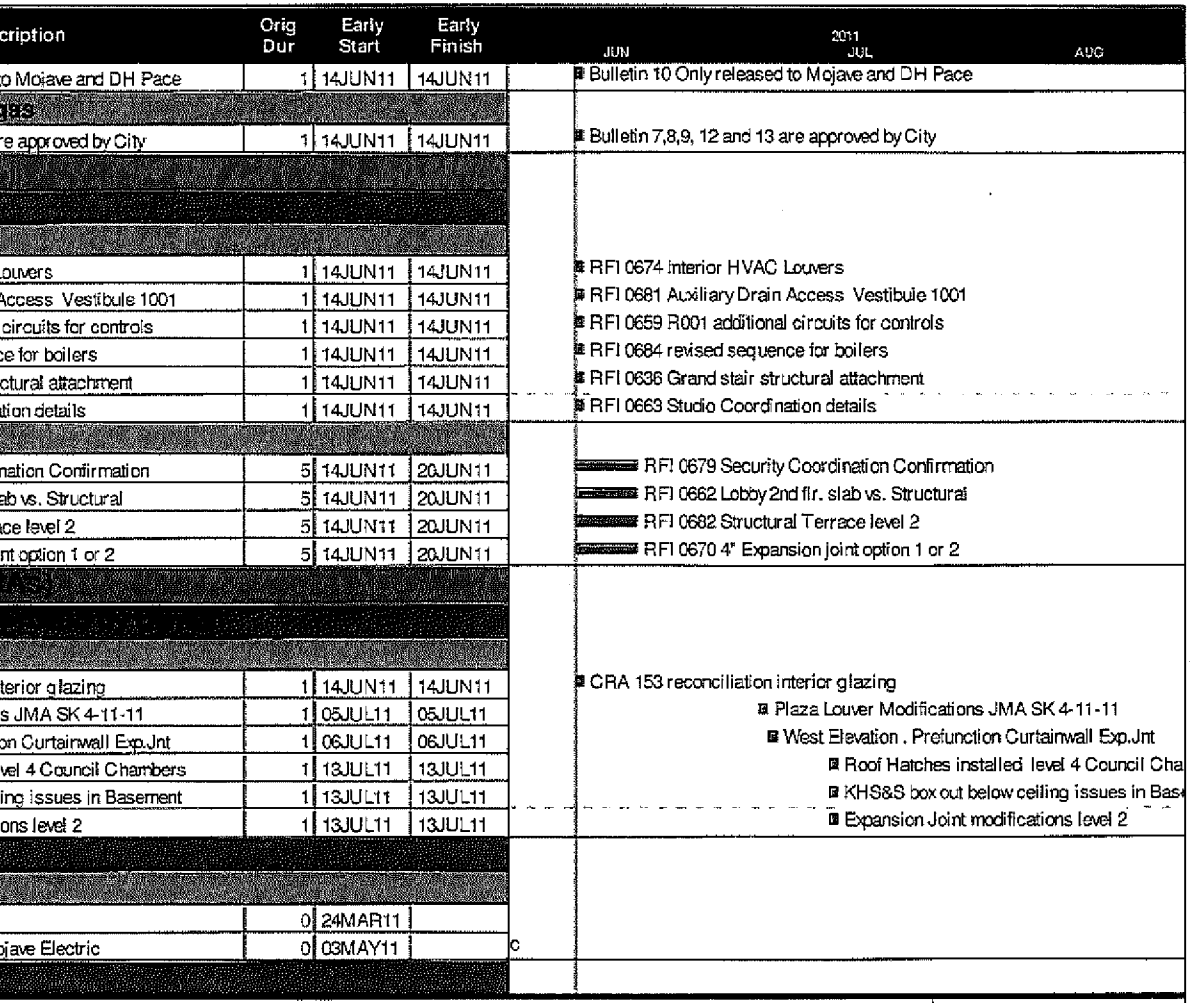

Run date 14JUN11
Page number 2A
Data date 14JUN11
© Primavera Systems, Inc.

The Whiting-Turner Contracting Co.
LVCH 4 Week Schedule

Early bar
Progress bar
Critical bar
Summary bar
Start milestone point
Finish milestone point

Responsibility	Act ID	Description	Orig Dur	Early Start	Early Finish
Owner Change					
DH PACE	275	CRA # 101 Bulletin 10	0	24MAR11	
MOJAVE	305	CRA # 101 Bulletin 10	0	24MAR11	
ALL SUBS	385	CRA# 211 Bulletin 11 all subs except Moj. &KHS&S	0	03MAY11	
Owner Change					
KHS&S	695	CRA# 159 Bulletin 10	0	24MAR11	
SME	705	CRA# 226 remediation work to Tube Steel/ Terrace	0	30MAY11	
Backcharge					
BOMBARD	825	CRA # 236 Conflict w/ Level 3 drapery pocket	0	14JUN11	
Owner Change					
KHS&S	945	CRA# 211-Bulletin 11, KHS&S	0	04MAY11	
KHS&S	915	CRA# 237 soffit Modification rms 0061,0044	0	16MAY11	
BOMBARD	A-100	CRA # 163 -Bulletin 9 Level 4.5 Mech. Penthouse	0	16MAY11	
COMMERCIAL	A-110	CRA # 163 -Bulletin 9 Level 4.5 Mech. Penthouse	0	16MAY11	
KHS&S	A-120	CRA # 163 -Bulletin 9 Level 4.5 Mech. Penthouse	0	16MAY11	
MOJAVE	A-130	CRA # 163 -Bulletin 9 Level 4.5 Mech. Penthouse	0	16MAY11	
WESTAR	A-140	CRA # 163 -Bulletin 9 Level 4.5 Mech. Penthouse	0	16MAY11	
BOMBARD	A-150	CRA # 126- Bulletin 7 Cafeteria Health Codes	0	16MAY11	
ISEC	A-160	CRA # 126- Bulletin 7 Cafeteria Health Codes	0	16MAY11	
KHS&S	A-170	CRA # 126- Bulletin 7 Cafeteria Health Codes	0	16MAY11	
MOJAVE	A-180	CRA # 126- Bulletin 7 Cafeteria Health Codes	0	16MAY11	
VENTURA	A-190	CRA # 126- Bulletin 7 Cafeteria Health Codes	0	16MAY11	
BOMBARD	A-250	CRA # 125 Council Chambers Smoke Zone Altera.	0	16MAY11	
DH PACE	A-260	CRA # 125 Council Chambers Smoke Zone Altera.	0	16MAY11	
ISEC	A-270	CRA # 125 Council Chambers Smoke Zone Altera.	0	16MAY11	
KHS&S	A-280	CRA # 125 Council Chambers Smoke Zone Altera.	0	16MAY11	
MOJAVE	A-290	CRA # 125 Council Chambers Smoke Zone Altera.	0	16MAY11	
WESTAR	A-300	CRA # 125 Council Chambers Smoke Zone Altera.	0	16MAY11	
MOJAVE	A-200	CRA # 130 Bulletin 8-Glass Wall LED cabinets	0	14JUN11	
BOMBARD	A-210	CRA # 130 Bulletin 8-Glass Wall LED cabinets	0	14JUN11	

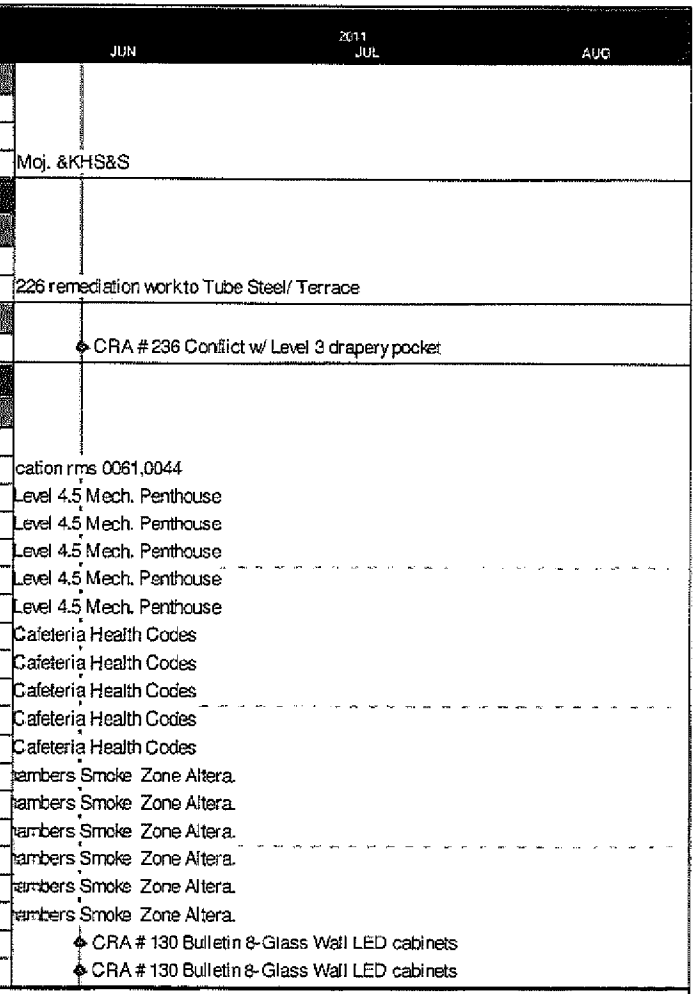

Run date	14JUN11
Page number	3A
Data date	14JUN11
© Primavera Systems, Inc.	

The Whiting-Turner Contracting Co.
LVCH 4 Week Schedule

- Early bar
- Progress bar
- Critical bar
- Summary bar
- Start milestone point
- Finish milestone point

J56.1-433

MOJ01835
JA 00005611

Responsibility	Act ID	Description	Orig Dur	Early Start	Early Finish
YESCO	A-220	CRA # 130 Bulletin 8-Glass Wall LED cabinets	0	14JUN11	
AMAZON	150	Landscaping	1	14JUN11	14JUN11
U. BRASS	180	Deferred Handrail Submittal	1	14JUN11	14JUN11
U. BRASS	220	Utilitiy yard Metal gates Shops	1	14JUN11	14JUN11
HEINAMAN	230	South Entrance Curtain Wall system	2	15JUN11	16JUN11
HEINAMAN	240	ZIG ZAG Wall Interior curtain wall 3rd floor	2	15JUN11	16JUN11
HEINAMAN	250	S. Wall Prefunction window types R,P level 2	2	15JUN11	16JUN11
DH PACE	300	Window Types L,T, E,A,V level 1 studio area	10	15JUN11	28JUN11
HEINAMAN	310	Level 8 East Curtain wall catwalk attachment	5	15JUN11	21JUN11
VENTURA	20	Honeycomb Stone First Delivery	10	14JUN11	27JUN11
VENTURA	21	Honeycomb Stone Final Delivery	49	14JUN11	22AUG11
VENTURA	22	Stone flooring	53	14JUN11	26AUG11
MODERN F.	70	Won Door	1	14JUN11	14JUN11
HEINAMAN	80	Metal Louvers	25	14JUN11	19JUL11
MODERN F.	90	Overhead doors	25	14JUN11	19JUL11
SUNSTONE	100	smoke doors	25	14JUN11	19JUL11
DH PACE	110	Aluminum Interior Door frames and Doors	16	14JUN11	06JUL11
HEINAMAN	160	Prefunction West Curtain Wall system	29	14JUN11	25JUL11
HEINAMAN	170	Prefunction East Entry Curtain Wall system	1	14JUN11	14JUN11
ISEC	260	Rulon Undulating Wood Wall Panels	65	14JUN11	14SEP11
ISEC	290	Interior Cabinets/ Millwork	26	14JUN11	20JUL11
U. BRASS	60	Grand stair handrail tread embed	2	17JUN11	20JUN11
HEINAMAN	190	Prefunction South Level 2 Curtain Wall system	35	17JUN11	05AUG11
HEINAMAN	200	Prefunction 3rd flr. Zig Zag Curtain Wall system	35	17JUN11	05AUG11

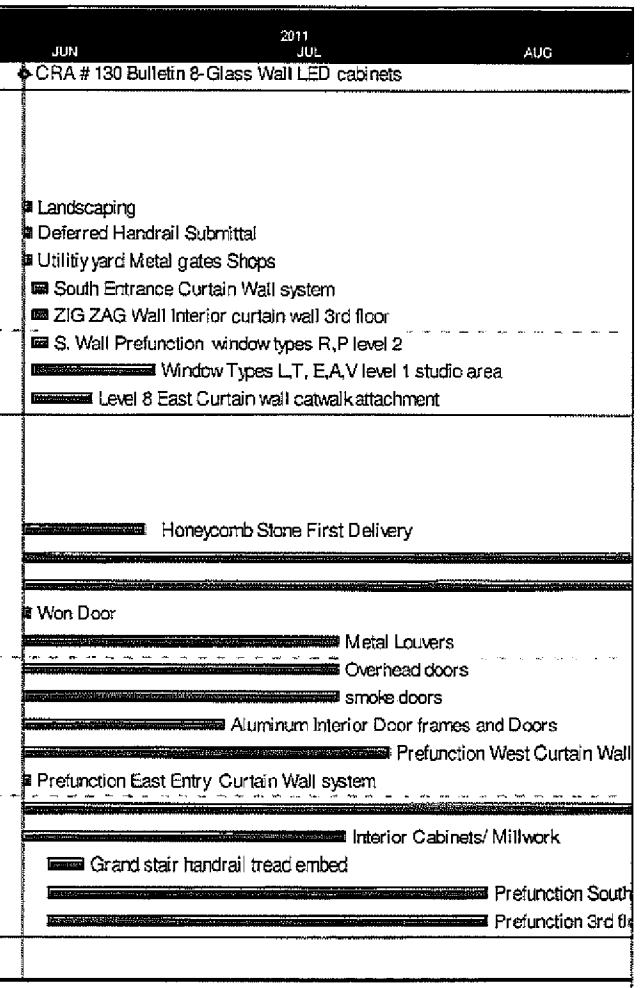

EXTERIOR ENCLOSURE/ SHELL

Run date	14JUN11
Page number	4A
Data date	14JUN11
© Primavera Systems, Inc.	

The Whiting-Turner Contracting Co.
LVCH 4 Week Schedule

- Early bar
- Progress bar
- Critical bar
- Summary bar
- Start milestone point
- Finish milestone point

MOJ01836
JA 00005612

Responsibility	Act ID	Description	Orig Dur	Early Start	Early Finish
General Contractor					
Level 2					
COMMERCIAL	233	Remediation Work to the waterproofing	1	14JUN11	14JUN11
KHS&S	234	Install Metal Panels	5	15JUN11	21JUN11
KHS&S	244	Remove and rework panel at Louver post	1	15JUN11	15JUN11
KHS&S	254	Re-install repaired panel at Louver post area	1	23JUN11	23JUN11
Level 3					
KHS&S	364	Install Metal Panels	10	22JUN11	06JUL11
Level 2					
COMMERCIAL	277	Finish Roofing / waterproofing Level 2	1	14JUN11	14JUN11
KHS&S	257	Install Metal Panel System	10	22JUN11	06JUL11
Level 3					
HEINAMAN	286	Complete Knee Wall West behind Curtain Wall	1	14JUN11	14JUN11
COMMERCIAL	267	Finish installation of Roofing Level 3	1	14JUN11	14JUN11
KHS&S	274	Install Metal Panel System	10	07JUL11	20JUL11
Level 2					
KHS&S	133	Rig &Weld ladder support support steel in place	1	14JUN11	14JUN11
KHS&S	153	Install Metal Panels	10	29JUN11	13JUL11
Level 3					
KHS&S	294	Rig &Weld ladder support support steel in place	1	14JUN11	14JUN11
KHS&S	354	Install Metal Panels	24	14JUL11	16AUG11
Level 4					
KHS&S	223	Install Level 4 roof hatches (2)	2	21JUN11	22JUN11
COMMERCIAL	573	Patch single ply roofing /Water tight at Hatches	1	23JUN11	23JUN11
Curtain Wall					

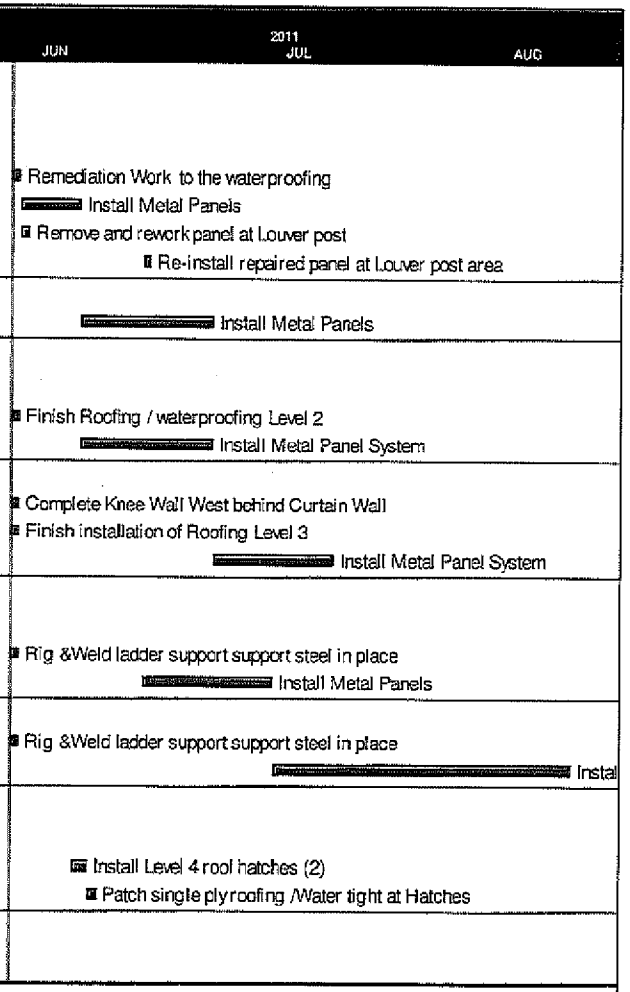

Run date 14JUN11
Page number 5A
Data date 14JUN11
© Primavera Systems, Inc.

The Whiting-Turner Contracting Co.
LVCH 4 Week Schedule

Early bar
Progress bar
Critical bar
Summary bar
Start milestone point
Finish milestone point

MOJ01837
JA 00005613

Responsibility	Act ID	Description	Orig Dur	Early Start	Early Finish
South Elevation					
HEINAMAN	779	Field Measure for S.Entry Metal Panels (On Hold)	1	14JUN11	14JUN11
HEINAMAN	809	Install Retaill South East Corner	2	14JUN11	15JUN11
HEINAMAN	819	Install Sunrays after hours/weekends	5	14JUN11	20JUN11
HEINAMAN	839	Install S. Entrance Curtainwall System (On Hold)	6	14JUN11	21JUN11
HEINAMAN	859	Resolve Design issues for Metall panels S. Entry	1	14JUN11	14JUN11
KHS&S	1069	Install temp wall at South Entry opening	4	14JUN11	17JUN11
HEINAMAN	869	Fab Metal Panels S. Entrance (On Hold)	30	15JUN11	27JUL11
HEINAMAN	919	Install Fins accross the top Parapet 28 total	10	18JUL11	29JUL11
HEINAMAN	789	Install Replacement Glass (Need Dates)	2	28JUL11	29JUL11
HEINAMAN	799	Seal Accordian vinyl (complete)	1	28JUL11	28JUL11
HEINAMAN	879	Install Metal Panels South Entrance	10	28JUL11	10AUG11
HEINAMAN	939	Rejected 9 fins, that need replaced(need dates)	5	01AUG11	05AUG11
North Elevation					
HEINAMAN	579	Seal Accordian vinyl (Need Swing Stage set up)	6	14JUN11	21JUN11
HEINAMAN	699	Install Metal Panel soffit level 5/ @ 4' & G.6	10	14JUN11	27JUN11
HEINAMAN	679	Install Replacement Glass(HCG to review stock)	6	17JUN11	24JUN11
HEINAMAN	709	Remediation work in soffit area to beam	3	28JUN11	30JUN11
West Elevation					
HEINAMAN	409	Install 7TH Floor/ Mayor's Balcony Guardrail	7	14JUN11	22JUN11
HEINAMAN	769	Install Strip Window West elevation level 1	4	14JUN11	17JUN11
HEINAMAN	829	Install West Employee Entrance Level one	2	14JUN11	15JUN11
HEINAMAN	899	Install Metal panels level 4 soffit return	10	14JUN11	27JUN11
KHS&S	909	Repair columns at flashing rework	2	14JUN11	15JUN11
HEINAMAN	1179	Install replacement glass (need dates)	6	14JUN11	21JUN11
HEINAMAN	949	Install West Employee 8 untis level 2	3	15JUN11	17JUN11
HEINAMAN	889	Install West Employee 8 more units level 2	3	16JUN11	20JUN11
HEINAMAN	1079	Install Mayor's Balcony Metal panel soffit	10	12JUL11	25JUL11
East Elevation					
HEINAMAN	171	Install 8th floor Curtain Wall Panel Reinforcing	3	14JUN11	16JUN11
AMAZON	314	Install South CMU Wall Extension	5	14JUN11	20JUN11
HEINAMAN	332	Install Sunrays	5	14JUN11	20JUN11
HEINAMAN	419	Install Retail Curtain wall system	1	14JUN11	14JUN11

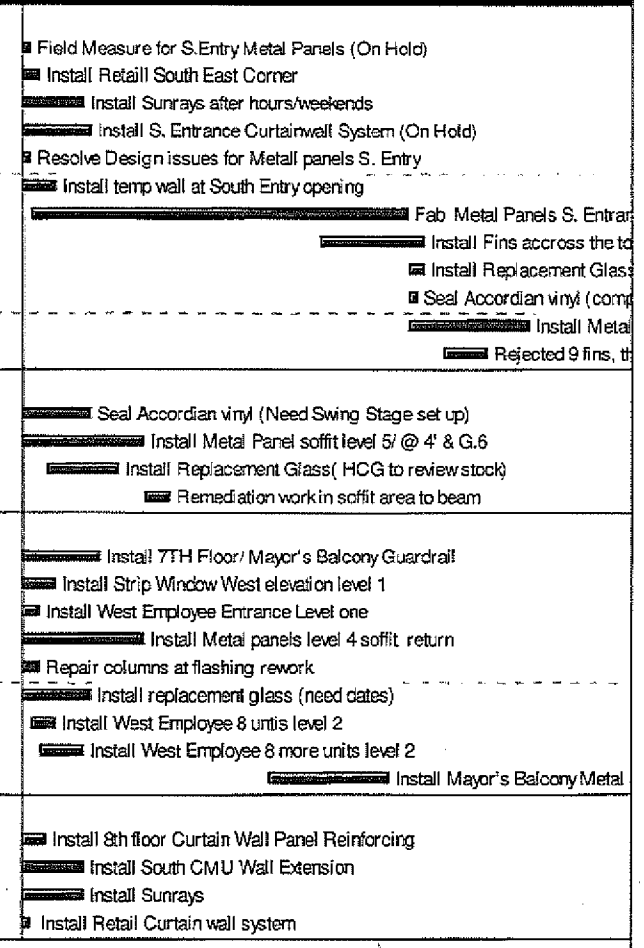

Run date	14JUN11
Page number	6A
Data date	14JUN11
© Primavera Systems, Inc.	

The Whiting-Turner Contracting Co.
LVCH 4 Week Schedule

- Early bar
- Progress bar
- Critical bar
- Summary bar
- Start milestone point
- Finish milestone point

J56.1-436

MOJ01838
JA 00005614

Responsibility	Act ID	Description	Orig Dur	Early Start	Early Finish
HEINAMAN	669	Install Replacement Glass (need dates)	5	14JUN11	20JUN11
URATA	749	Pour Concrete slab on grade in Display Windows	1	14JUN11	14JUN11
HEINAMAN	1199	Install metal soffit panels at Retail	1	14JUN11	14JUN11
KHS&S	719	Install Metal stud Framing in Display windows	5	15JUN11	21JUN11
MOJAVE	729	R/I Electrical in Display Windows	3	17JUN11	21JUN11
HEINAMAN	342	Install Giant Panel RCW-016 next to CMU Extent.	3	21JUN11	23JUN11
KHS&S	739	Install Fire Treated Plywood	2	22JUN11	23JUN11
HEINAMAN	759	Install Display window doors	2	24JUN11	27JUN11
HEINAMAN	1219	Field measure for final break metal filler piece	1	24JUN11	24JUN11
HEINAMAN	1209	Install final break metal filler piece/need date	4	25JUL11	28JUL11
Level 3 Roof					
West Side Area A					
KHS&S	949	Frame Roof Parapent wall (Complete)	1	14JUN11	14JUN11
MOJAVE	950	R/I Window washing Receptacles to LRAA-14	1	14JUN11	14JUN11
MOJAVE	959	Stub up 1" C. to P.V.Equipment Rm.for PV Panels	1	14JUN11	14JUN11
MOJAVE	989	R/I parapet walls with W.P. outlets	1	14JUN11	14JUN11
MOJAVE	999	R/I for Honeywell Obstruction Light 4 places	1	14JUN11	14JUN11
KHS&S	1000	Install Exterior Sheathing on Parapet wall	2	14JUN11	15JUN11
BOMBARD	1009	Q.C. roof and Overflow drains installed	1	14JUN11	14JUN11
CITY INSP.	1010	Inspect Electrical R/I	1	14JUN11	14JUN11
BOMBARD	1019	Q.C. 4 Vent risers stubed up through Roof	1	14JUN11	14JUN11
BOMBARD	1029	Complete install SP/2 Stair pressure fan	1	14JUN11	14JUN11
BOMBARD	1039	Complete install BRD/2 relief air penthouse	1	14JUN11	14JUN11
BOMBARD	1049	Complete install SCF/1 Smoke control fan	1	14JUN11	14JUN11
BOMBARD	1059	Complete install SCF/5 Smoke control fan	1	14JUN11	14JUN11
HEINAMAN	1259	Fire safing is complete around perimeter(done)	1	14JUN11	14JUN11
COMMERCIAL	1269	Prep & Pour Cell Crete final top coat layer	3	16JUN11	20JUN11
COMMERCIAL	1289	Install Single Ply Roof over tapered Insulation	5	21JUN11	27JUN11
COMMERCIAL	1319	Install Single Ply Roofing up Parapet walls	5	22JUN11	28JUN11
COMMERCIAL	1349	Install Roof Walking Pads	2	28JUN11	29JUN11
HEINAMAN	1329	Field Measure for Parapet Top Cap	1	29JUN11	29JUN11

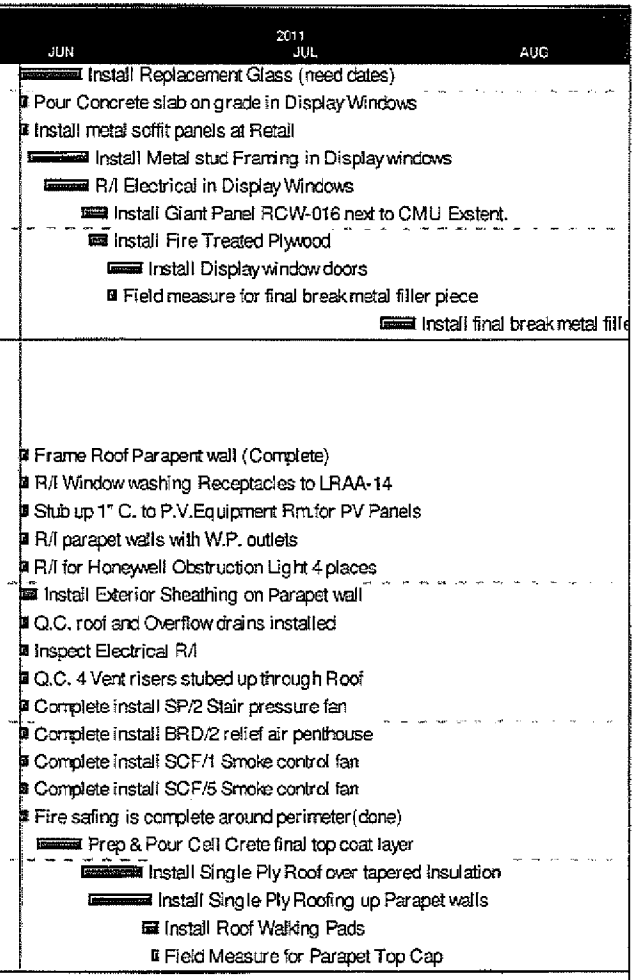

Run date	14JUN11
Page number	7A
Data date	14JUN11
© Primavera Systems, Inc.	

The Whiting-Turner Contracting Co.
LVCH 4 Week Schedule

- Early bar
- Progress bar
- Critical bar
- Summary bar
- Start milestone point
- Finish milestone point

J56.1-437

MOJ01839
JA 00005615

Responsibility	Act ID	Description	Orig Dur	Early Start	Early Finish
HEINAMAN	1339	Install Parapet Top Cap	8	21JUL11	01AUG11
East Side: Area B Beneath Cooling Towers					
JMA/ OWNER	1089	This area on hold until Interior wall designed	3	14JUN11	16JUN11
BOMBARD	1090	Complete all Piping runs beneath Cooling Tower	1	14JUN11	14JUN11
MOJAVE	1099	Complete all Electrical Conduit work	1	14JUN11	14JUN11
BOMBARD	1109	Q.C. and adjust Roof Drains to correct Elevation	1	14JUN11	14JUN11
W-T/ KHS&S	1139	Resolve Interior wall Issue Mech. Area L-8	1	14JUN11	14JUN11
W-T	1169	Set up Temp Cooling tower Protective roofing	1	14JUN11	14JUN11
KHS&S	1159	Frame L-8 Wall of Catwalk/Back of Curtain Wall	4	15JUN11	20JUN11
COMMERCIAL	1119	Prep & Pour Cell Crete final top coat layer	1	24JUN11	24JUN11
COMMERCIAL	1129	Install Single Ply Roof over tapered Insulation	5	27JUN11	01JUL11
COMMERCIAL	1149	Install Single Ply Roofing up Curtain walls	5	28JUN11	05JUL11
Level 3 Roof					
Area B					
HEINAMAN	1359	Fire safing is complete around perimeter(done)	1	14JUN11	14JUN11
KHS&S	1369	Frame Roof Parapent wall (done)	1	14JUN11	14JUN11
MOJAVE	1379	R/I parapet walls with W.P. outlets	3	14JUN11	16JUN11
BOMBARD	1389	Q.C. roof and Overflow drains installed	1	14JUN11	14JUN11
BOMBARD	1399	Q.C. 4 Vent risers stubed up through Roof	1	14JUN11	14JUN11
KHS&S	1409	Install Exterior Sheathing on Parapet wall	3	16JUN11	20JUN11
HEINAMAN	1439	Field Measure for Parapet Top Cap	1	17JUN11	17JUN11
COMMERCIAL	1419	Install Single Ply Roof over tapered Insulation	4	21JUN11	24JUN11
COMMERCIAL	1429	Install Single Ply Roofing up Parapet walls	4	27JUN11	30JUN11
HEINAMAN	1449	Install Parapet Top Cap	5	26JUL11	01AUG11
Skylight System					
JMA	241	Resolve issue with Light backing	1	14JUN11	14JUN11
HEINAMAN	229	Replace broken Skylight Glass	1	17JUN11	17JUN11
HEINAMAN	239	Deliver metal panel soffits	1	18JUL11*	18JUL11
HEINAMAN	249	Install metal panel soffits	20	19JUL11	15AUG11

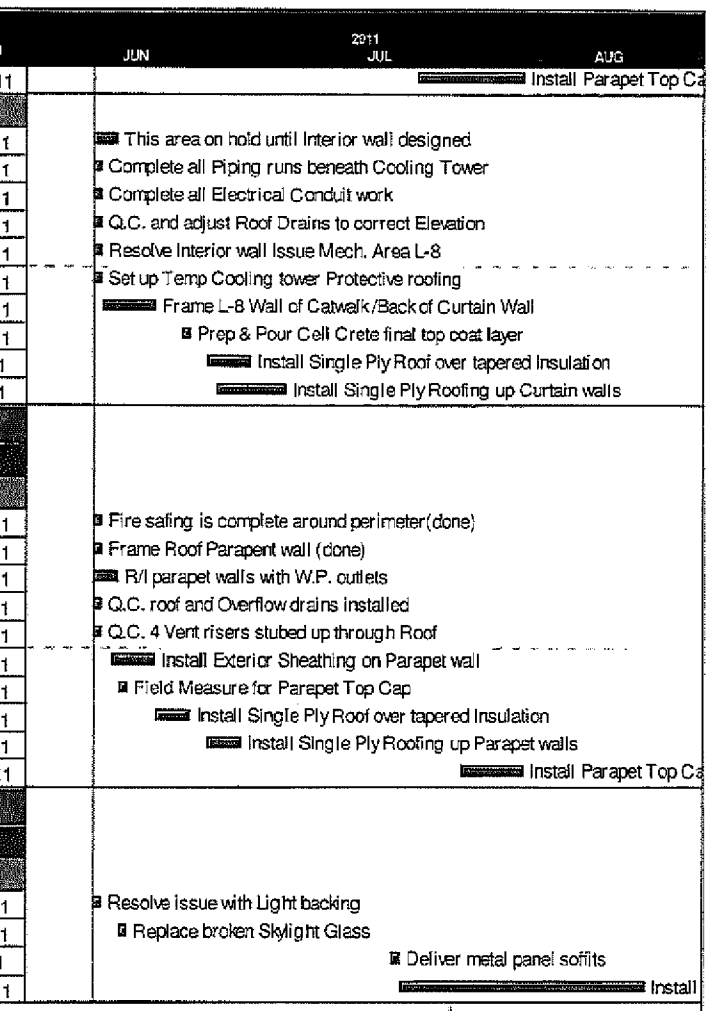

Run date 14JUN11
Page number 8A
Data date 14JUN11
© Primavera Systems, Inc.

The Whiting-Turner Contracting Co.
LVCH 4 Week Schedule

Early bar
Progress bar
Critical bar
Summary bar
Start milestone point
Finish milestone point

Responsibility	Act ID	Description	Orig Dur	Early Start	Early Finish
Exterior Phase Level 2, Area D					
North Elevation, East Side					
SME	689	SME To proceed per CRA 226	1	14JUN11	14JUN11
W-T	429	Start Work on Louver Modifications, JMA SK 4-11-	1	20JUN11	20JUN11
W-T	439	Put down protection	1	21JUN11	21JUN11
SME	449	Demo/remove louver support steel to be modified	2	22JUN11	23JUN11
W-T	459	Demo existing concrete pier	1	24JUN11	24JUN11
W-T	469	Install new concrete pier per JMA SK 4-11-11	2	27JUN11	28JUN11
W-T	479	Concrete pier cure 7 days	7	29JUN11	06JUL11
SME	499	Install new louver support stl. column	1	11JUL11	11JUL11
SME	509	Complete modifications to Louver horizontal stl	2	12JUL11	13JUL11
W-T	519	Modifications complete	1	14JUL11	14JUL11
West Elevation					
AMAZON	559	Install CMU Filler piece in planter to Bldg.	1	22JUN11	22JUN11
North Elevation, West Side					
W-T	489	Start Work on Louver Modifications, JMA SK 4-11-	1	21JUN11	21JUN11
W-T	529	Put down protection	1	22JUN11	22JUN11
SME	539	Demo/remove louver support steel to be modified	1	23JUN11	23JUN11
W-T	549	Demo existing concrete pier	1	24JUN11	24JUN11
W-T	569	Repair concrete deck at demoed conc. pier	2	27JUN11	28JUN11
Interior Core Build Out					
Level 01					
Lobby 1002, Area A					
HEINAMAN	2108	Install Kawneer South Entry Storefront	10	08JUL11	21JUL11
HEINAMAN	2118	Install Metal panels South Entrance	10	22JUL11	04AUG11
HEINAMAN	3638	Install Canopy metal panel soffit	10	29JUL11	11AUG11
2079 Cafeteria					

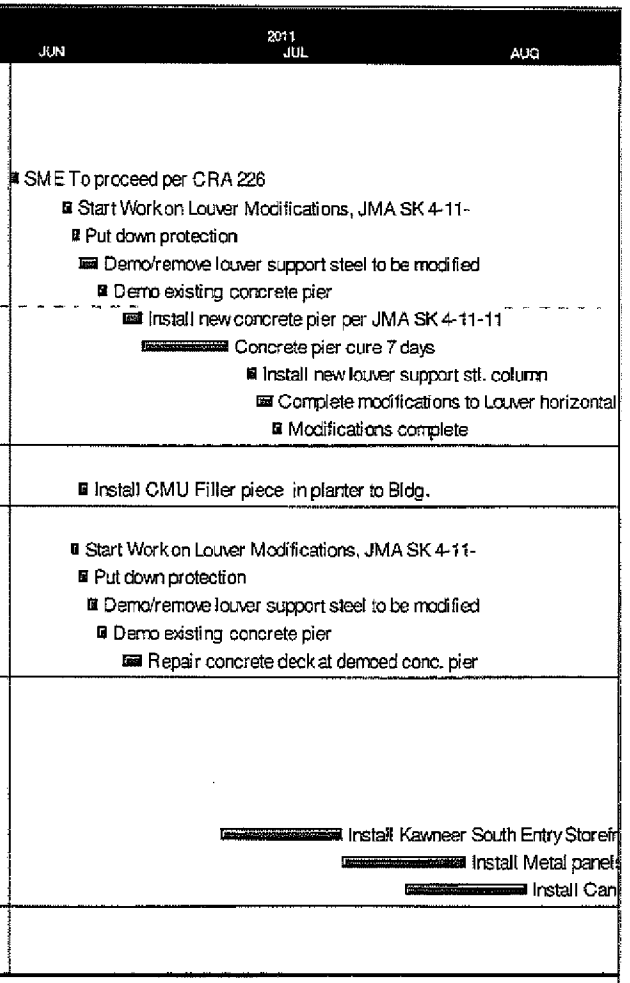

Run date	14JUN11
Page number	9A
Data date	14JUN11
© Primavera Systems, Inc.	

The Whiting-Turner Contracting Co.
LVCH 4 Week Schedule

- Early bar
- Progress bar
- Critical bar
- Summary bar
- Start milestone point
- Finish milestone point

J56.1-439

MOJ01841
JA 00005617

Responsibility	Act ID	Description	Orig Dur	Early Start	Early Finish
OWNER/ W-T	3748	Resolve Horizontal Mullion Issue	1	14JUN11	14JUN11
2049 Prefunction					
OWNER	2078	Owner release Window types R & P S. Prefunction	1	14JUN11	14JUN11
HEINAMAN	3728	Fabricate and Procure Window types R & P	1	14JUN11	14JUN11
HEINAMAN	3738	Complete East Curtain wall & Entrance	3	14JUN11	16JUN11
KHS&S	3758	Cut back Venetion Plaster wall west side	1	14JUN11	14JUN11
HEINAMAN	3778	Install West Curtain Wall panels	4	14JUN11	17JUN11
HEINAMAN	3788	Complete billow expansion joint details	1	14JUN11	14JUN11
HEINAMAN	3798	Install skylight soffit metal panels	17	01AUG11	23AUG11
HEINAMAN	3808	Install Prefunction S. Wall Metal Panels	15	01AUG11	19AUG11
Level 3					
2049 Prefunction					
OWNER	2088	Owner to release Install of Ledger Steel	1	28JUN11	28JUN11
HEINAMAN	3768	Install Zig Zag Wall fire safing ledger steel	3	29JUN11	01JUL11
HEINAMAN	3828	Install Zig Zag Wall Curtain wall system	10	05JUL11	18JUL11
HEINAMAN	3818	Install Glazing in Zig Zag Wall	10	12JUL11	25JUL11
Interior Framing, Drywall, MEP Core Activities					
Ballroom					
General					
KHS&S	1298	Complete Suspended Ceiling	1	14JUN11	14JUN11
KHS&S	1299	Install ceiling tiles just for MEP Install	1	14JUN11	14JUN11
BOMBARD	1308	Mechanical R/I to suspended grid	1	14JUN11	14JUN11
MOJAVE	1309	Complete Bulletin 10 Electrical R/I	2	14JUN11	15JUN11
KHS&S	1318	Paint Remaining grouted doors frames	5	14JUN11	20JUN11
WESTAR	1348	Set Sprinkler Heads in Ceiling tiles	5	14JUN11	20JUN11
BOMBARD	1378	Install 3 NAE & NCE HVAC Controls (done)	1	14JUN11	14JUN11
BOMBARD	1388	power for NAE's determined in RFI 0659	3	14JUN11	16JUN11
KHS&S	1278	Start install of Corridor Wainscoats	5	21JUN11	27JUN11
DH PACE	1558	Install aluminum door frames	5	21JUN11	27JUN11
MOJAVE	1279	Make up and install outlets and trim plates	3	23JUN11	27JUN11
BOMBARD	1578	Start up AHU 1	5	24JUN11	30JUN11
Level 4					

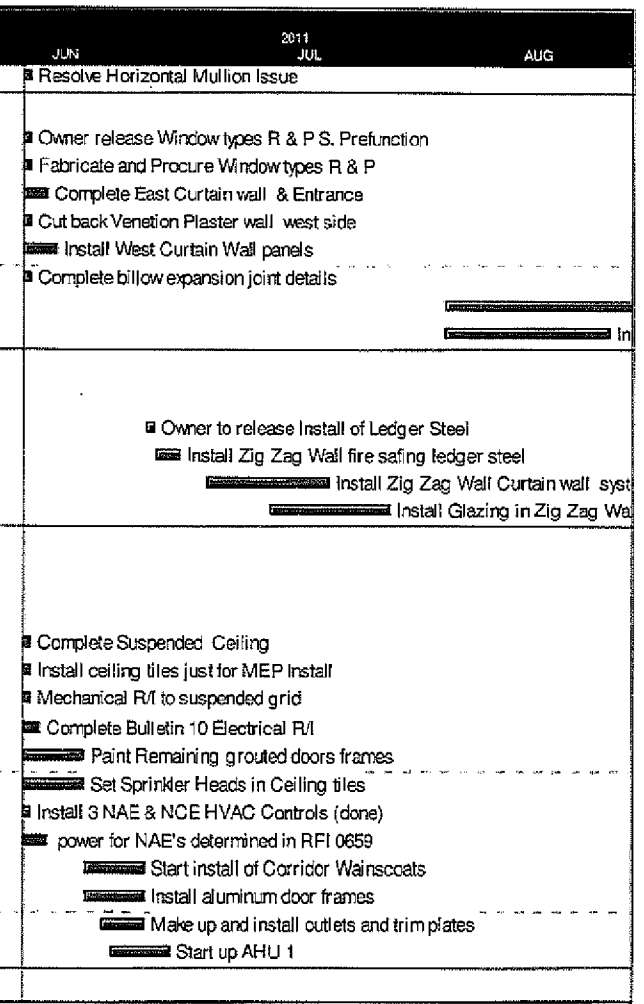

Run date	14JUN11
Page number	10A
Data date	14JUN11
© Primavera Systems, Inc.	

The Whiting-Turner Contracting Co.
LVCH 4 Week Schedule

- Early bar
- Progress bar
- Critical bar
- Summary bar
- Start milestone point
- Finish milestone point

MOJ01842
JA 00005618

Responsibility	Act ID	Description	Orig Dur	Early Start	Early Finish
General Area					
ALL SUBS	1738	Complete Telecom Rooms 100 Finishes	1	14JUN11	14JUN11
KHS&S	1888	Relocate access panel RM. 1034	1	14JUN11	14JUN11
MOJAVE	1938	All hard lid R/I , Lighting installed/inspected	1	14JUN11	14JUN11
BOMBARD	1068	complete all termination and make up VAV's	2	21JUN11	22JUN11
BOMBARD	1118	Start up AHU 2 & 3, 4 and 5	5	27JUN11	01JUL11
Lobby 1002 Area A					
HEINAMAN	1195	Install Temp Wall inplace of Curtain Wall.	4	14JUN11	17JUN11
ALL SUBS	1408	See Grand Stair Schedule under Stari 6 section	1	14JUN11	14JUN11
MOJAVE	1418	R/I Overhead power, control, fire alarm Complete	1	14JUN11	14JUN11
MOJAVE	1428	Pull Overhead Circuits back to panels Complete	1	14JUN11	14JUN11
MOJAVE	1928	All interior walls R/I and signed off by Inspect	1	14JUN11	14JUN11
KHS&S	1929	Install durra rock on lobby walls and columns	5	14JUN11	20JUN11
HEINAMAN	1141	Weld bent plates to canopy I-Beams	2	20JUN11	21JUN11
KHS&S	1198	Installl Armstrong Clg. @ Main Entry	3	27JUN11	29JUN11
Area A					
VENTURA	2238	Ceramic Tile in Mens Restrooms 1084 ,1080 (done)	1	14JUN11	14JUN11
VENTURA	2248	CeramicTile in Womens Restrooms 1085,1081(done)	1	14JUN11	14JUN11
VENTURA	2278	Completed Ceramic Tile in Mens Restrooms 1112	1	14JUN11	14JUN11
VENTURA	2288	Completed Ceramic Tile in Womens Restrooms 1113	1	14JUN11	14JUN11
COMMERCIAL	2778	Install flashing at strip window room 1063 done)	1	14JUN11	14JUN11
KHS&S	2828	Tapping walls & ceiling to follow 5' leave out	5	14JUN11	20JUN11
KHS&S	2838	Texture walls and ceiling follow 5' leave out	5	14JUN11	20JUN11
KHS&S	2848	Paint walls &clgs to follow 5' leave out work	5	14JUN11	20JUN11
KHS&S	2858	suspended ceilings per 5' leave out work	1	14JUN11	14JUN11
MOJAVE	3028	R/I Overhead power, control, fire alarm (done)	1	14JUN11	14JUN11
MOJAVE	3038	Pull Overhead Circuits back to panels(done)	2	14JUN11	15JUN11
ISEC	3418	Install sink sub countertop (done)	1	14JUN11	14JUN11
KHS&S	2788	Complete framing around columns at strip window	2	15JUN11	16JUN11
MOJ. & BOM	2998	R/I MEP in suspended ceilings	5	15JUN11	21JUN11
VENTURA	3426	Install sink stone countertop	5	15JUN11	21JUN11
HEINAMAN	2798	Install strip window in Room 1063 Open Office	2	17JUN11	20JUN11
CITY INSP.	2808	City sign off all overhead electrical r/i area A	1	21JUN11	21JUN11

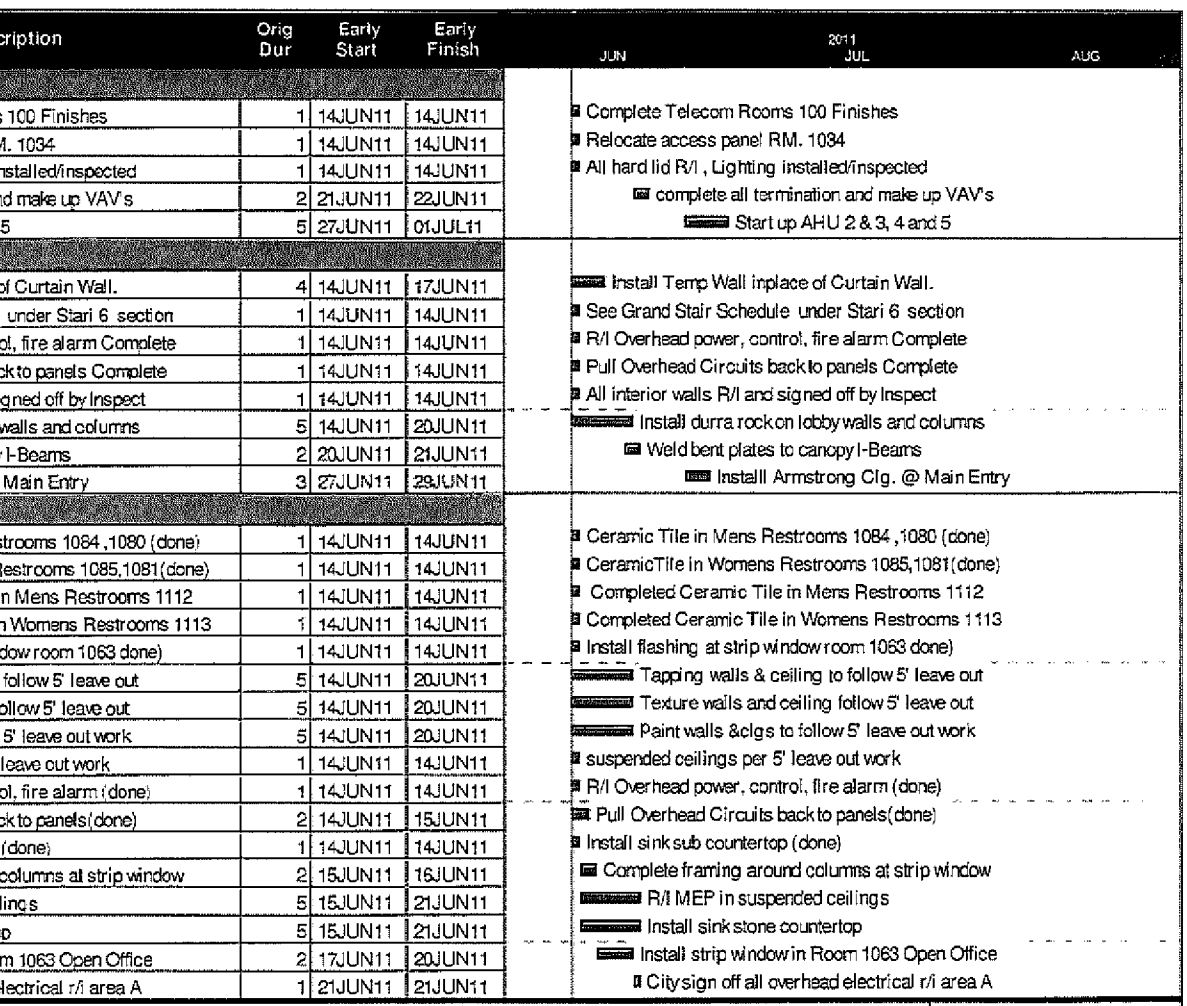

Run date	14JUN11
Page number	11A
Data date	14JUN11

© Primavera Systems, Inc.

The Whiting-Turner Contracting Co.
LVCH 4 Week Schedule

Early bar
Progress bar
Critical bar
Summary bar
Start milestone point
Finish milestone point

Responsibility	Act ID	Description	Orig Dur	Early Start	Early Finish
KHS&S	2818	Complete all clg. and soffit install of Drywall	1	22JUN11	22JUN11
BOMBARD	3368	Install plumbing fixtures in Restrooms	5	22JUN11	28JUN11
COMMERCIAL	2768	Install waterproofing at strip window rm.1063	1	30JUN11	30JUN11
Area B					
VENTURA	2258	Completed Ceramic Tile in Mens Restrooms 1140	1	14JUN11	14JUN11
VENTURA	2268	Completed Ceramic Tile in Womens Restrooms 1141	1	14JUN11	14JUN11
KHS&S	2738	See 5' leave out workschedule for finishes	1	14JUN11	14JUN11
ISEC	3438	Install sink sub countertop (done)	1	14JUN11	14JUN11
VENTURA	3448	Install sink stone countertop	5	15JUN11	21JUN11
BOMBARD	3458	Install plumbing fixtures in Restrooms	5	22JUN11	28JUN11
Area C					
KHS&S	1088	RFI Sound Hard Lids in Edit Rooms 1-7	1	14JUN11	14JUN11
MOJAVE	1108	R/I Overhead power, control, fire alarm(done)	1	14JUN11	14JUN11
MOJAVE	1158	Pull Overhead Circuits back to panels(done)	1	14JUN11	14JUN11
KHS&S	1228	Install walls full height Mech Rm.1117	5	14JUN11	20JUN11
KHS&S	1248	Tape and Texture walls B.O.H.	5	14JUN11	20JUN11
KHS&S	1258	Paint Walls	5	16JUN11	22JUN11
Area D					
KHS&S	1098	KHS&S RFI sound rated soffit needs resolved	1	14JUN11	14JUN11
MOJAVE	1188	R/I Overhead power, control, fire alarm (done)	1	14JUN11	14JUN11
MOJAVE	1208	Pull Overhead Circuits back to panels (done)	1	15JUN11	15JUN11
General Area					
BOMBARD	1588	complete all termination and make up VAV's	2	14JUN11	15JUN11
KHS&S	1628	Need direction on small SRT wall	3	14JUN11	16JUN11
ALL SUBS	1748	Complete Telecom Rooms 100 Finishes	5	14JUN11	20JUN11
ALL SUBS	1788	Complete work Bulletin 7 ALL AREAS	2	14JUN11	15JUN11
MOJAVE	1948	All hard lid R/I , Lighting installed/inspected	1	14JUN11	14JUN11
KHS&S	2018	Relocate access panel Room 2055	1	14JUN11	14JUN11
KHS&S	2028	Relocate access room 2010	1	15JUN11	15JUN11
KHS&S	2058	Drywall , tape, texture , Paint Hard lids	2	15JUN11	16JUN11
BOMBARD	2038	Issue with Duct in 2048 to low	1	16JUN11	16JUN11
BOMBARD	1618	Start up AHU 6	5	28JUN11	05JUL11

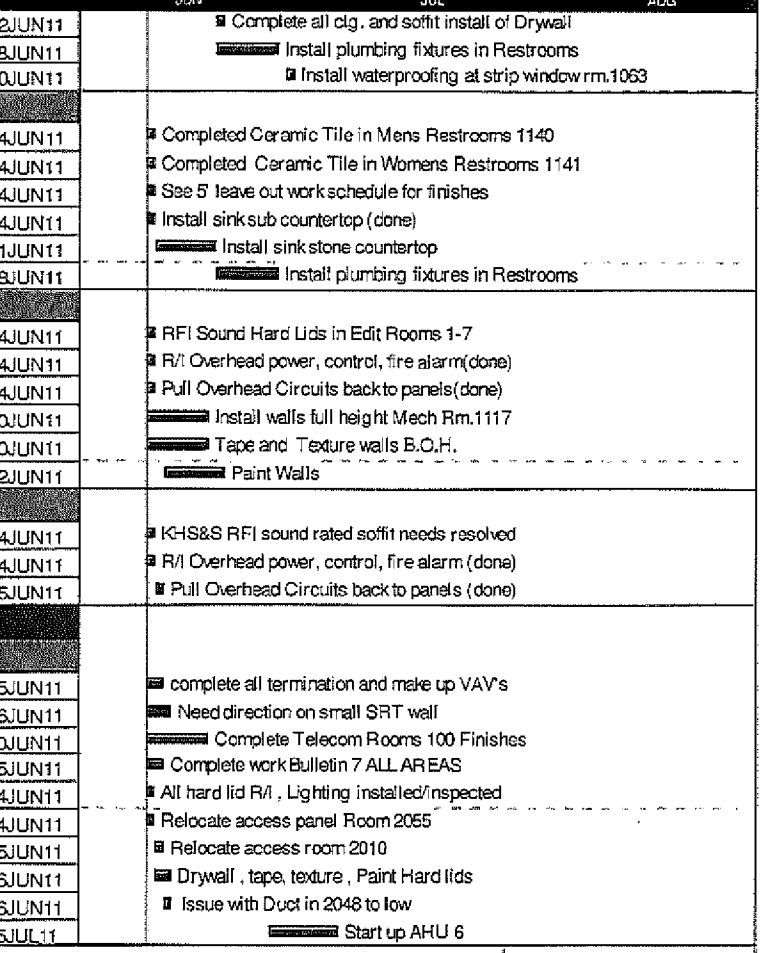

Run date	14JUN11
Page number	12A
Data date	14JUN11
© Primavera Systems, Inc.	

The Whiting-Turner Contracting Co.
LVCH 4 Week Schedule

- Early bar
- Progress bar
- Critical bar
- Summary bar
- Start milestone point
- Finish milestone point

Responsibility	Act ID	Description	Orig Dur	Early Start	Early Finish
Area A					
MOJAVE	1438	R/I Overhead power, control, fire alarm (done)	1	14JUN11	14JUN11
MOJAVE	1458	Pull Overhead Circuits back to panels (done)	1	14JUN11	14JUN11
ISEC	1568	Install sink sub countertop	1	14JUN11	14JUN11
VENTURA	2298	Finish Ceramic Tile in Mens Restrooms 2015,2042	3	14JUN11	16JUN11
VENTURA	2308	Finish CeramicTile in Womens Restrooms 2016,2041	3	14JUN11	16JUN11
BOMBARD	1598	Install sink stone countertop	5	15JUN11	21JUN11
KHS&S	1328	Complete shaft wall framing	4	21JUN11	24JUN11
VENTURA	1608	Install plumbing fixtures in Restrooms	5	22JUN11	28JUN11
CITY INSP.	1338	Inspect Shaft wall Framing	1	27JUN11	27JUN11
KHS&S	1358	Tape and Finish Shaft walls	4	28JUN11	01JUL11
Area B					
VENTURA	2318	Ceramic Tile in Mens Restrooms 2057	3	14JUN11	16JUN11
VENTURA	2328	Ceramic Tile in Womens Restrooms 22058	3	14JUN11	16JUN11
MOJAVE	3068	R/I Overhead power, control, fire alarm (Done)	5	16JUN11	22JUN11
ISEC	3388	Install sink sub countertop	1	17JUN11	17JUN11
MOJAVE	3078	Pull Overhead Circuits back to panels (done)	5	20JUN11	24JUN11
VENTURA	3468	Install sink stone countertop	2	20JUN11	21JUN11
BOMBARD	3478	Install plumbing fixtures in Restrooms	5	22JUN11	28JUN11
2079 Cafeteria					
HEINAMAN	3568	Solve Horizontal mullion alignment issue	1	14JUN11	14JUN11
HEINAMAN	3578	Complete installation of Vestibule 2080	2	15JUN11	16JUN11
VENTURA	3598	Install hardlid ceiling in Vestibule 2080	1	17JUN11	17JUN11
BOM & MOJA	3608	R/I MEP in Hardlid ceiling in Vestibule 2080	1	20JUN11	20JUN11
WESTAR	3618	R/I Fire sprinkler in Ceiling Vestibule 2080	1	20JUN11	20JUN11
KHS&S	3628	Complete painting on walls and ceilings	1	21JUN11	21JUN11
HEINAMAN	3588	Install glazing in Vestibule 2080	2	22JUN11	23JUN11
VENTURA	3648	Install CT-8 on North Wall 12"x24" tiles	5	22JUN11	28JUN11
KHS&S	3658	Install Suspended Ceiling grid system	4	29JUN11	05JUL11
VENTURA	3668	Install CT-6(12"x24") tile flooring in the field	10	06JUL11	19JUL11
VENTURA	3678	Install CT-7(12"x24") tile flooring accent band	5	20JUL11	26JUL11
VENTURA	3688	Install TB-2 Base on walls	10	27JUL11	09AUG11
KHS&S	3698	Install Ceiling tiles for MEP R/I Only	1	10AUG11	10AUG11

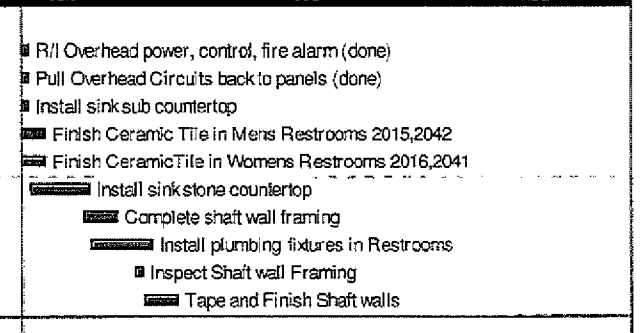

Run date 14JUN11
Page number 13A
Data date 14JUN11
© Primavera Systems, Inc.

The Whiting-Turner Contracting Co.
LVCH 4 Week Schedule

Early bar
Progress bar
Critical bar
Summary bar
Start milestone point
Finish milestone point

Responsibility	Act ID	Description	Orig Dur	Early Start	Early Finish
ALL SUBS	3708	R/I Ceiling grid, grills, lights,sprinkler heads	3	11AUG11	15AUG11
MOJAVE	3718	R/I Fire alarm in suspended ceiling grid	3	16AUG11	18AUG11
Area C					
VENTURA	2338	Ceramic Tile in Mens Restrooms 22036	5	14JUN11	20JUN11
VENTURA	2348	Ceramic Tile in Womens Restrooms 2237	5	14JUN11	20JUN11
MOJAVE	1468	R/I Overhead power, control, fire alarm (done)	5	16JUN11	22JUN11
MOJAVE	1478	Pull Overhead Circuits back to panels (done)	5	16JUN11	22JUN11
ISEC	1398	Install sink sub countertop	2	21JUN11	22JUN11
VENTURA	1808	Install sinkstone countertop	2	23JUN11	24JUN11
BOMBARD	1818	Install plumbing fixtures in Restrooms	5	27JUN11	01JUL11
KHS&S	1368	Install Drywall B.O.H walls	3	05JUL11	07JUL11
2048 Prefunction					
KHS&S	2578	complete ceiling and soffit framing (done)	1	14JUN11	14JUN11
KHS&S	2588	Complete JMA SK Dated 4-5-11 diffuser slot	1	14JUN11	14JUN11
KHS&S	2598	Complete JMA detail A framing at plate girder	1	14JUN11	14JUN11
KHS&S	2608	Complete1hr rated shaft wall per detail B	1	14JUN11	14JUN11
KHS&S	2618	Complete Smoke and fire safing perimeter seal	1	14JUN11	14JUN11
KHS&S	2638	Complete sect. of framing at plate girder soffit	1	14JUN11	14JUN11
WESTERN	2628	R/I sprinkler head per detail C JMA sk4-11-11	4	15JUN11	20JUN11
ALL SUBS	2648	R/I Electrical, HVAC, Control and Fire alarm	1	15JUN11	15JUN11
CITY INSP.	2658	Inspect above framed walls and ceilings/soffits	1	16JUN11	16JUN11
CITY INSP.	2668	Inspect R/I MEP in above listed activities	1	16JUN11	16JUN11
KHS&S	2678	Start installing drywall, walls , soffits , clgs	5	17JUN11	23JUN11
2040 Council Chambers					
KHS&S	2688	Complete drywall install North Zig Zag Wall	1	14JUN11	14JUN11
MOJ. & BOM	2698	R/I MEP in all walls Complete	1	14JUN11	14JUN11
CITY INSP.	2708	Inspect Framing and R/I Complete	1	14JUN11	14JUN11
MOJAVE	3018	Complete Overhead electrical, contr., fire alarm	1	14JUN11	14JUN11
KHS&S	2718	Complete drywall on all walls	1	15JUN11	15JUN11
KHS&S	3048	Install Metal Ceiling Panel frames West to East	15	15JUN11	06JUL11
MOJ & WES	3058	Install Electrical and Sprinkler trim with Clg.	15	15JUN11	06JUL11
BOMBARD	3538	Install duct in Metal frames for Metal Ceilings	15	15JUN11	06JUL11
URATA	3358	Form and pour raised floor under Dais.	3	21JUN11	23JUN11

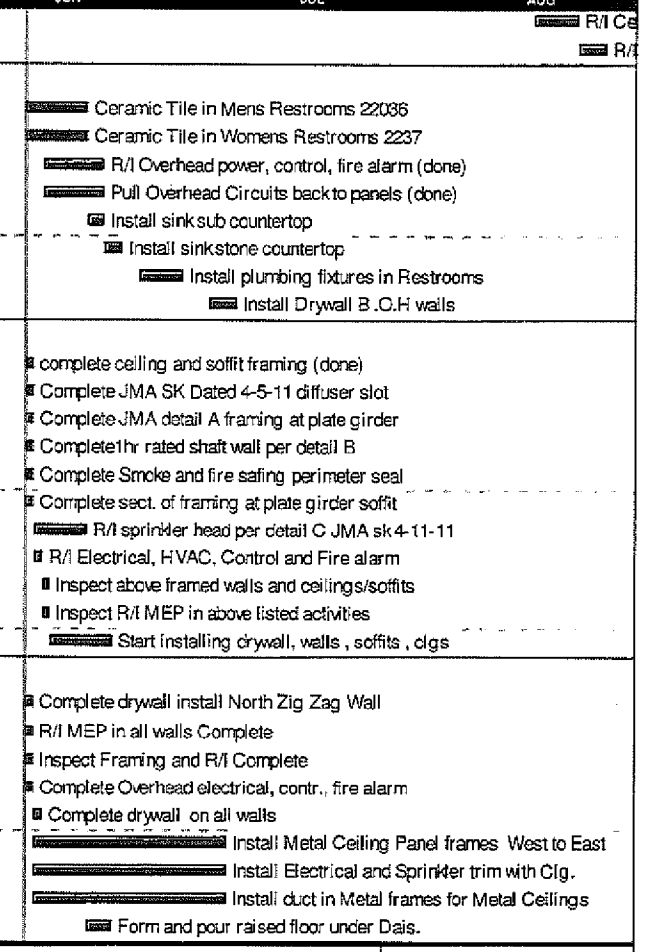

Run date	14JUN11
Page number	14A
Data date	14JUN11
© Primavera Systems, Inc.	

The Whiting-Turner Contracting Co.
LVCH 4 Week Schedule

- Early bar
- Progress bar
- Critical bar
- Summary bar
- Start milestone point
- Finish milestone point

MOJ01846
JA 00005622

Responsibility	Act ID	Description	Orig Dur	Early Start	Early Finish
KHS&S	3548	Blackout above Metal ceilig panels	10	29JUN11	13JUL11
KHS&S	3558	Complete Metal panels in Ceiling installation	8	30JUN11	12JUL11
KHS&S	3338	Install Metal Panels on North Zig Zag Wall.	9	12JUL11	22JUL11
General Area					
KHS&S	1798	Need direction on small SRT wall	3	14JUN11	16JUN11
MOJAVE	1908	Complete Hard lid r/i Everywhere Level 3	1	14JUN11	14JUN11
MOJAVE	2048	Layout drywall removal for Bulletin 10	1	14JUN11	14JUN11
KHS&S	2188	Install fire safing &fire caulk wall penitration	1	14JUN11	14JUN11
BOMBARD	1008	Install 3 NAE & NCE HVAC Controls (done)	5	15JUN11	21JUN11
BOMBARD	1638	Complete electrical to AHU 7	2	15JUN11	16JUN11
KHS&S	1918	Drywall , tape, texture , Paint Hard lids	3	15JUN11	17JUN11
MOJAVE	2748	r/i bulletin 10 security all alum door frames	3	15JUN11	17JUN11
CITY INSP.	2758	Inspect R/I Bulletin 10	1	20JUN11	20JUN11
KHS&S	2368	Patch and repair bulletin Drywall patches	5	21JUN11	27JUN11
MOJAVE	1498	Determine Emergency power for NAE's	1	22JUN11	22JUN11
ALL SUBS	1758	Complete Telecom Rooms 100 Finishes	5	22JUN11	28JUN11
BOMBARD	1508	Complete power to NAE and NCE's	2	23JUN11	24JUN11
BOMBARD	1648	Start up AHU 7	5	11JUL11	15JUL11
Area A					
MOJAVE	3088	R/I Overhead power, control, fire alarm	5	16JUN11	22JUN11
MOJAVE	3098	Pull Overhead Circuits back to panels	5	20JUN11	24JUN11
VENTURA	2358	Start Ceramic Tile in Mens Restrooms 3030,3047	15	21JUN11	12JUL11
VENTURA	2368	Start Ceramic Tile in Womens Restrooms 3031,3046	15	21JUN11	12JUL11
ISEC	3398	Install sink sub countertop	2	13JUL11	14JUL11
VENTURA	3488	Install sink stone countertop	2	15JUL11	18JUL11
BOMBARD	3498	Install plumbing fixtures in Restrooms	5	19JUL11	25JUL11
Area B					
MOJAVE	3108	R/I Overhead power, control, fire alarm	10	16JUN11	29JUN11
MOJAVE	3118	Pull Overhead Circuits back to panels	10	20JUN11	01JUL11
Area C					
General Area					

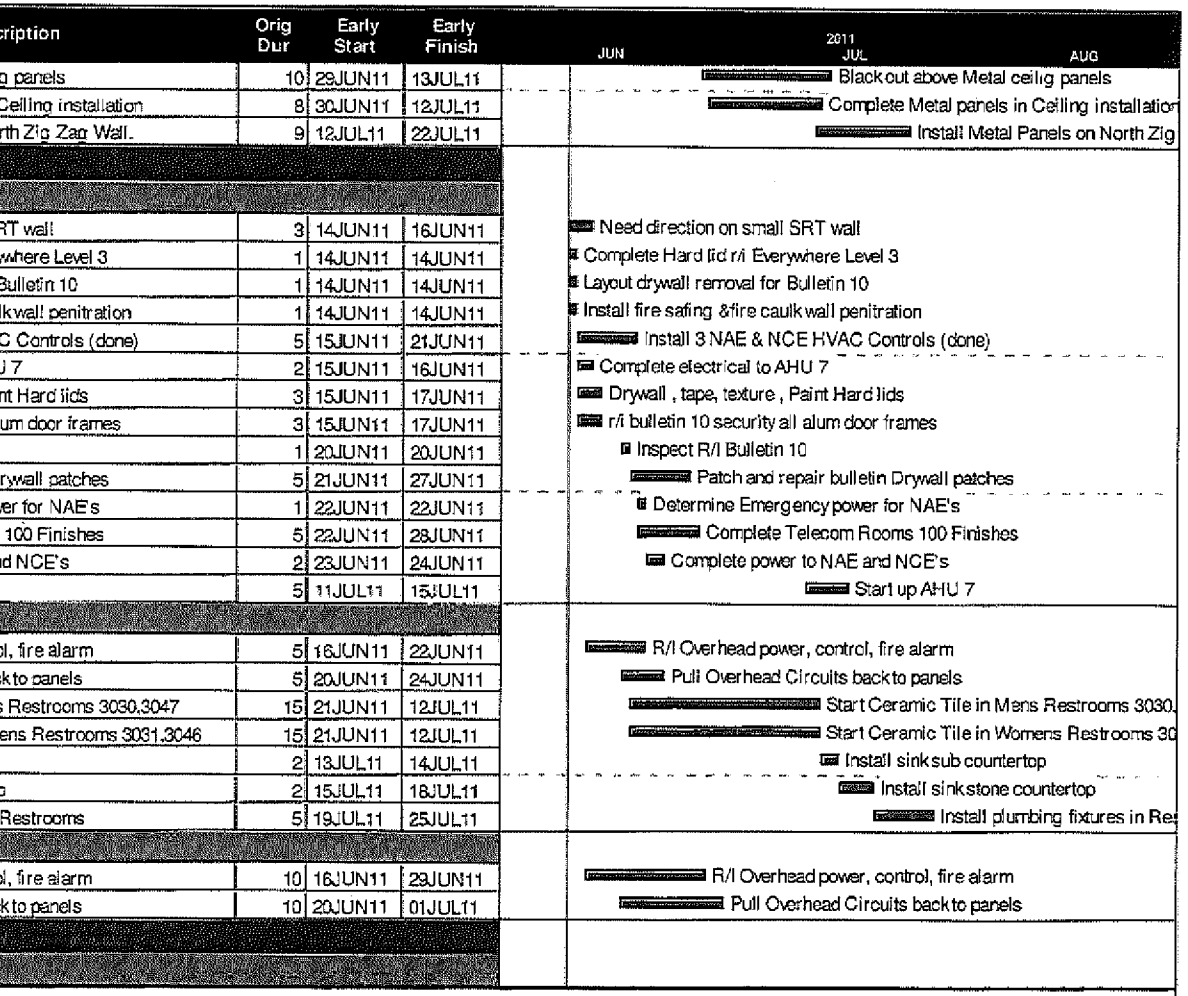

Run date	14JUN11
Page number	15A
Data date	14JUN11
© Primavera Systems, Inc.	

The Whiting-Turner Contracting Co.
LVCH 4 Week Schedule

- Early bar
- Progress bar
- Critical bar
- Summary bar
- Start milestone point
- Finish milestone point

J56.1-445

MOJ01847
JA 00005623

Responsibility	Act ID	Description	Orig Dur	Early Start	Early Finish
BOMBARD	1018	complete all termination and make up VAV's	5	14JUN11	20JUN11
KHS&S	1898	Need direction on small SRT wall	3	14JUN11	16JUN11
KHS&S	2198	Install fire caulk wall penitration	1	14JUN11	14JUN11
MOJAVE	2878	Layout drywall removal for Bulletin 10	1	15JUN11	15JUN11
MOJAVE	1038	Complete Hard lid r/i Everywhere Level 3	2	16JUN11	17JUN11
MOJAVE	2888	r/i bulletin 10 security all alum door frames	3	16JUN11	20JUN11
KHS&S	1058	Drywall , tape, texture , Paint Hard lids	3	20JUN11	22JUN11
CITY INSP.	2898	Inspect R/I Bulletin 10	1	21JUN11	21JUN11
KHS&S	2908	Patch and repair bulletin Drywall patches	5	22JUN11	28JUN11
ALL SUBS	1838	Complete Telecom Rooms 100 Finishes	5	23JUN11	29JUN11
BOMBARD	1828	Start up AHU 8	5	18JUL11	22JUL11
Area A					
MOJAVE	3128	R/I Overhead power, control, fire alarm	5	16JUN11	22JUN11
MOJAVE	3138	Pull Overhead Circuits back to panels	5	20JUN11	24JUN11
VENTURA	2378	Start Ceramic Tile in Mens Restrooms 4053,4057	15	28JUN11	19JUL11
VENTURA	2388	Start Ceramic Tile in Womens Restrooms 4031,4056	15	20JUL11	09AUG11
ISEC	3378	Install sink sub countertop	2	10AUG11	11AUG11
VENTURA	3408	Install sink stone countertop	2	12AUG11	15AUG11
BOMBARD	3508	Install plumbing fixtures in Restrooms	5	16AUG11	22AUG11
Area B					
MOJAVE	3148	R/I Overhead power, control, fire alarm	5	20JUN11	24JUN11
MOJAVE	3158	Pull Overhead Circuits back to panels	5	22JUN11	28JUN11
General Area					
BOMBARD	1028	complete all termination and make up VAV's	1	14JUN11	14JUN11
KHS&S	1078	Need direction on small SRT wall	3	14JUN11	16JUN11
MOJAVE	1268	Complete Hard lid r/i Everywhere Level 3	3	15JUN11	20JUN11
KHS&S	2208	Install fire caulk wall penitration	5	15JUN11	22JUN11
MOJAVE	2918	Layout drywall removal for Bulletin 10	1	17JUN11	17JUN11
MOJAVE	2928	r/i bulletin 10 security all alum door frames	3	20JUN11	22JUN11
KHS&S	1288	Drywall , tape, texture , Paint Hard lids	3	21JUN11	23JUN11
CITY INSP.	2938	Inspect R/I Bulletin 10	1	23JUN11	23JUN11

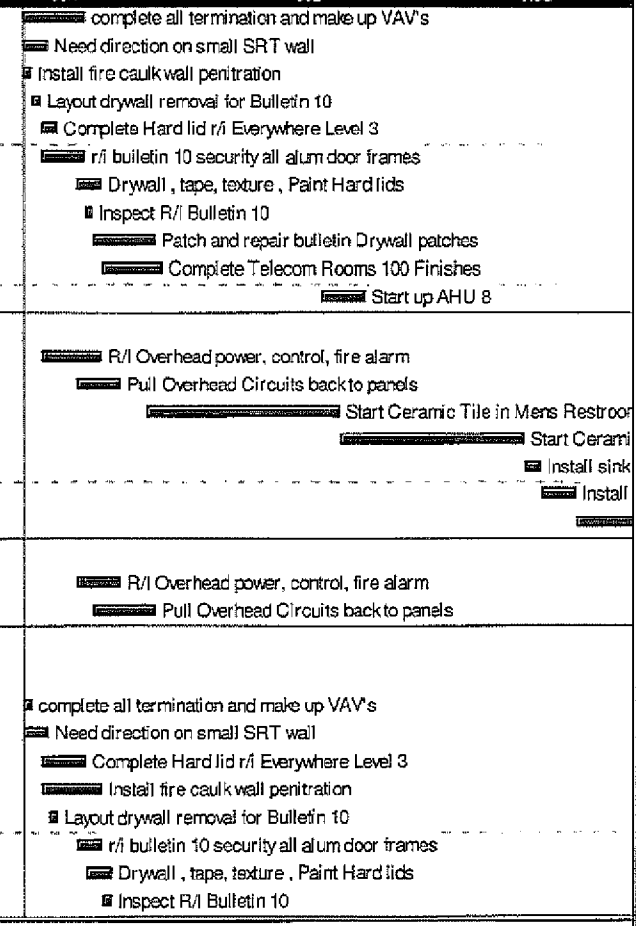

Run date	14JUN11
Page number	16A
Data date	14JUN11

© Primavera Systems, Inc.

The Whiting-Turner Contracting Co.
LVCH 4 Week Schedule

Early bar
Progress bar
Critical bar
Summary bar
Start milestone point
Finish milestone point

Responsibility	Act ID	Description	Orig Dur	Early Start	Early Finish
ALL SUBS	1878	Complete Telecom Rooms 100 Finishes	5	24JUN11	30JUN11
KHS&S	2948	Patch and repair bulletin Drywall patches	5	24JUN11	30JUN11
BOMBARD	1848	Complete chill water connection to AHU 9	2	27JUN11	28JUN11
MOJAVE	1858	Complete electrical to AHU 9	3	29JUN11	01JUL11
BOMBARD	1868	Start up AHU 9	5	20JUL11	26JUL11
Area A					
MOJAVE	3188	R/I Overhead power, control, fire alarm	10	30JUN11	14JUL11
MOJAVE	3198	Pull Overhead Circuits back to panels	10	05JUL11	18JUL11
VENTURA	2398	Start Ceramic Tile in Mens Restrooms 5040,5033	15	20JUL11	09AUG11
VENTURA	2408	Start Ceramic Tile in Womens Restrooms 5039,5032	15	20JUL11	09AUG11
Area B					
MOJAVE	3168	R/I Overhead power, control, fire alarm	10	30JUN11	14JUL11
MOJAVE	3178	Pull Overhead Circuits back to panels	10	05JUL11	18JUL11
General Area					
KHS&S	1518	Need direction on small SRT wall	3	14JUN11	16JUN11
KHS&S	1968	Drywall , tape, texture , Paint Hard lids	3	14JUN11	16JUN11
BOMBARD	1448	Install 3 NAE & NCE HVAC Controls	5	17JUN11	23JUN11
KHS&S	2218	Install fire safing &fire caulk wall penitration	2	20JUN11	21JUN11
MOJAVE	2958	Layout drywall removal for Bulletin 10	1	20JUN11	20JUN11
MOJAVE	1958	Complete Hard lid r/i Everywhere Level 3	3	21JUN11	23JUN11
MOJAVE	2968	r/i bulletin 10 security all alum door frames	3	21JUN11	23JUN11
MOJAVE	1528	Determine Emergency power for NAE's	1	24JUN11	24JUN11
CITY INSP.	2978	Inspect R/I Bulletin 10	1	24JUN11	24JUN11
MOJAVE	1538	Complete power to NAE and NCE's	2	27JUN11	28JUN11
BOMBARD	1678	Complete chill water connection to AHU 10	2	27JUN11	28JUN11
ALL SUBS	1768	Complete Telecom Rooms 100 Finishes	5	27JUN11	01JUL11
KHS&S	2988	Patch and repair bulletin Drywall patches	5	27JUN11	01JUL11
BOMBARD	1548	complete all termination and make up VAV's	5	29JUN11	06JUL11
MOJAVE	1588	Complete electrical to AHU 10	3	20JUL11	22JUL11
BOMBARD	1698	Start Up AHU 10	5	21JUL11	27JUL11
Area A					

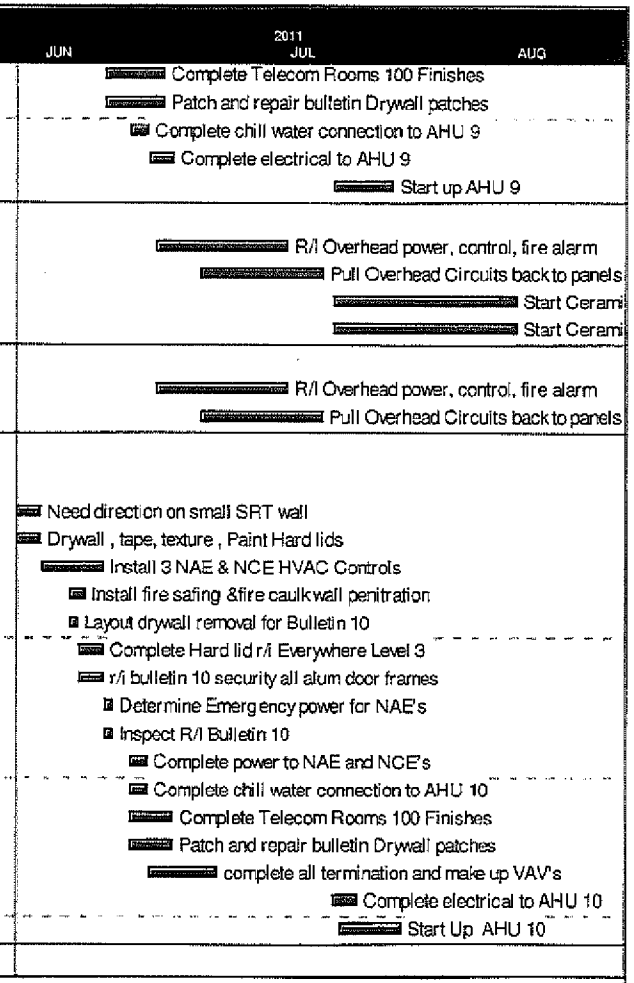

Run date 14JUN11
Page number 17A
Data date 14JUN11
© Primavera Systems, Inc.

The Whiting-Turner Contracting Co.
LVCH 4 Week Schedule

Early bar
Progress bar
Critical bar
Summary bar
Start milestone point
Finish milestone point

Responsibility	Act ID	Description	Orig Dur	Early Start	Early Finish
MOJAVE	3208	R/I Overhead power, control, fire alarm	5	05JUL11	11JUL11
MOJAVE	3218	Pull Overhead Circuits back to panels	5	07JUL11	13JUL11
VENTURA	2418	Start Ceramic Tile in Mens Restrooms 6057,6051	15	27JUL11	16AUG11
VENTURA	2428	Start Ceramic Tile in Womens Restrooms 6056,6060	15	27JUL11	16AUG11
Area B					
MOJAVE	3228	R/I Overhead power, control, fire alarm	5	07JUL11	13JUL11
MOJAVE	3238	Pull Overhead Circuits back to panels	5	11JUL11	15JUL11
General Area					
KHS&S	1988	Drywall , tape, texture , Paint Hard lids	3	14JUN11	16JUN11
KHS&S	3348	Need direction on small SRT wall	3	14JUN11	16JUN11
MOJAVE	1998	Layout lighting for KHS&S	1	16JUN11	16JUN11
BOMBARD	2008	Layout access panels for KHS&S	1	16JUN11	16JUN11
ALL SUBS	2128	In wall rough-in signed off	1	17JUN11	17JUN11
KHS&S	2129	Complete core framing walls and restrooms walls	2	20JUN11	21JUN11
KHS&S	2138	Install drywall all walls	5	20JUN11	24JUN11
MOJAVE	1978	Complete Hard lid r/i Everywhere Level 3	3	24JUN11	28JUN11
BOMBARD	1708	Complete chill water connection to AHU 11	2	27JUN11	28JUN11
ALL SUBS	1778	Complete Telecom Rooms 100 Finishes	5	28JUN11	05JUL11
MOJAVE	1718	Complete electrical to AHU 11	3	28JUN11	01JUL11
BOMBARD	1668	complete all termination and make up VAV's	5	30JUN11	07JUL11
KHS&S	2228	Install fire safing &fire caulk wall penitration	2	05JUL11	06JUL11
BOMBARD	1728	Start Up AHU 11	5	22JUL11	28JUL11
Area A					
MOJAVE	3248	R/I Overhead power, control, fire alarm	5	11JUL11	15JUL11
MOJAVE	3258	Pull Overhead Circuits back to panels	5	13JUL11	19JUL11
VENTURA	2438	Start Ceramic Tile in Mens Restrooms 7063,7057	15	27JUL11	16AUG11
VENTURA	2448	Start Ceramic Tile in Womens Restrooms 7062,7056	15	27JUL11	16AUG11
VENTURA	2458	Start Ceramic Tile Mayor's Restrooms7002,7003	10	17AUG11	30AUG11
Area B					
MOJAVE	3268	R/I Overhead power, control, fire alarm	5	13JUL11	19JUL11
MOJAVE	3278	Pull Overhead Circuits back to panels	5	15JUL11	21JUL11

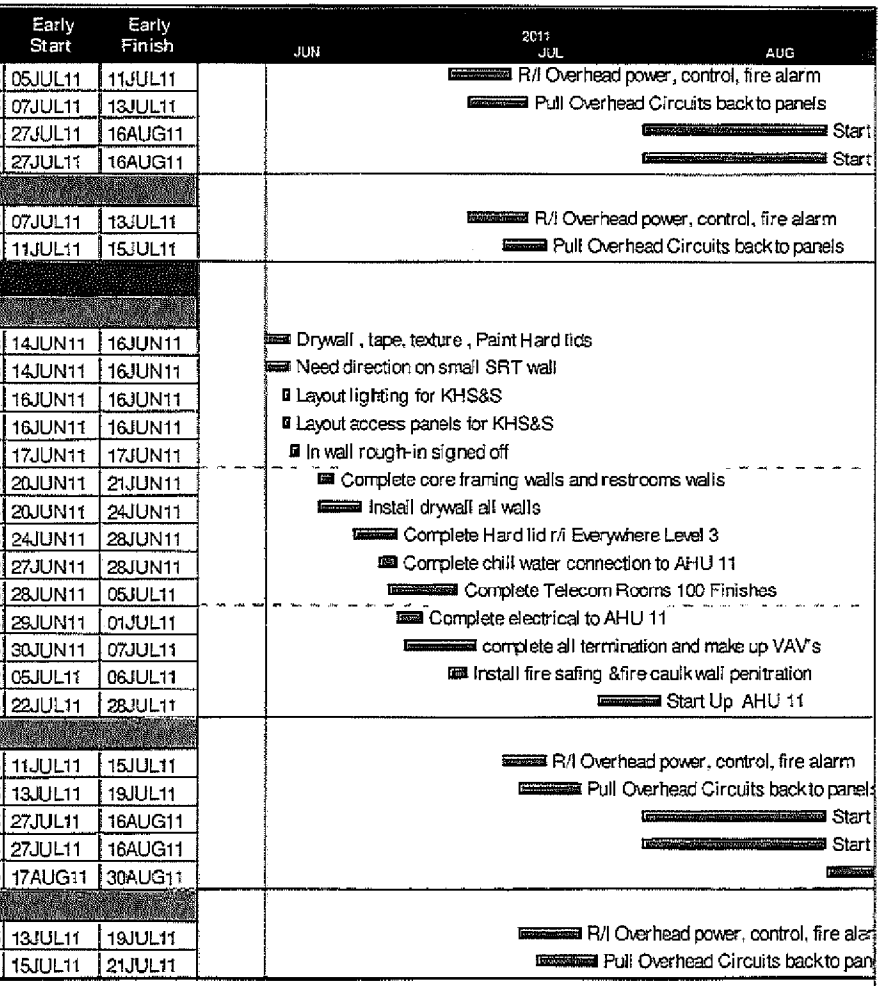

Run date 14JUN11
Page number 18A
Data date 14JUN11
© Primavera Systems, Inc.

The Whiting-Turner Contracting Co.
LVCH 4 Week Schedule

Early bar
Progress bar
Critical bar
Summary bar
Start milestone point
Finish milestone point

Responsibility	Act ID	Description	Orig Dur	Early Start	Early Finish
L&P	436	Install toilet partitions and accessories	5	03JUN11	09JUN11
0033 Women Locker/Showers					
VENTURA	444	Install solid surface counter tops	1	26MAY11	26MAY11
BOMBARD	454	Install plumbing fixtures	5	27MAY11	03JUN11
L&P	504	Install toilet partitions and accessories	5	06JUN11	10JUN11
0050 Communications Distribution HUB					
MOJAVE	634	Panel LBBD wire pulled/landed.	1	18MAY11	18MAY11
MOJAVE	1174	Panel ULCD, Pull conductors and make up panel	1	19MAY11	19MAY11
MOJAVE	1194	Wall outlets wire pulled, install outlets, trim	1	20MAY11	20MAY11
MOJAVE	1204	Wall swithces, pull wire, install switch.	1	23MAY11	23MAY11
MOJAVE	1214	Telecom wire pulled	1	24MAY11	24MAY11
N/A	1224	Ceiling is exposed to structure	1	25MAY11	25MAY11
KHS&S	1234	Paint door jamb and door	1	26MAY11	26MAY11
DH PACE	1244	Install door hardware	1	27MAY11	27MAY11
J&R	1254	Install flooring RF-2 and RB-1	1	31MAY11	31MAY11
0026 Sewage Ejector Pump					
BOMBARD	2454	Install SS Float Brackets and Floats	1	17MAY11	17MAY11
MOJAVE	2464	Pull power XHBA-31-33-35	2	18MAY11	19MAY11
MOJAVE	2474	Pull wire and terminate at disconnect	1	18MAY11	18MAY11
MOJAVE	2484	Pull and terminate wire from disconnect to pump	1	18MAY11	18MAY11
MOJAVE	2494	Install C Type light fixture wall type	1	18MAY11	18MAY11
MOJAVE	2504	R/I and terminate light power	1	18MAY11	18MAY11
0026A Fire Riser					
KHS&S	784	Prime and paint walls	2	17MAY11	18MAY11
KHS&S	2514	Prime and paint doors and frames	2	17MAY11	18MAY11
DH PACE	2524	Install door Hardware	1	19MAY11	19MAY11
MOJAVE	2544	Install wall light B Type fed from LRA1-1	1	19MAY11	19MAY11
MOJAVE	2554	Pull wire and terminate light switch	1	19MAY11	19MAY11
MOJAVE	2564	Install Non Fused Disconnect out of ELBA-14-16	1	19MAY11	19MAY11
MOJAVE	2574	Install Non Fused Disconnect out of ELBA-18-20	1	19MAY11	19MAY11

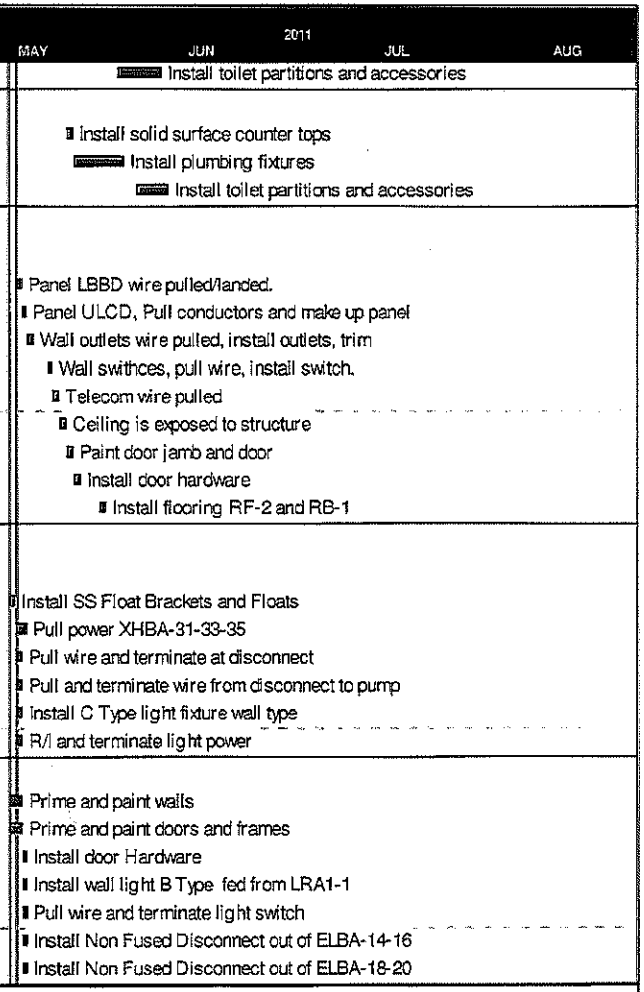

Run date 18MAY11
Page number 27A
Data date 17MAY11
© Primavera Systems, Inc.

The Whiting-Turner Contracting Co.
LVCH 4 Week Schedule

Early bar
Progress bar
Critical bar
Summary bar
Start milestone point
Finish milestone point

Docket 61715 Document 2015-18542 JA 00005501 MOJ01725

Responsibility	Act ID	Description	Orig Dur	Early Start	Early Finish	2011 MAY JUN JUL AUG
MOJAVE	2584	Install wall outlet fed from LBBA-8	1	19MAY11	19MAY11	Install wall outlet fed from LBBA-8
WESTERN	2594	Install 2 Flow switches	1	20MAY11	20MAY11	Install 2 Flow switches
WESTERN	2604	Install 2 tamper switches	1	20MAY11	20MAY11	Install 2 tamper switches
MOJAVE	2614	Install smoke detector	1	20MAY11	20MAY11	Install smoke detector
MOJAVE	2624	Install Fire alarm speaker w/ ADA Strobe	1	20MAY11	20MAY11	Install Fire alarm speaker w/ ADA Strobe
MOJAVE	2634	Pull Fire alarm cable and terminate devices	2	23MAY11	24MAY11	Pull Fire alarm cable and terminate devices
0029 Emergency Electrical						
MOJAVE	754	Install 3 type C fixtures	1	17MAY11	17MAY11	Install 3 type C fixtures
KHS&S	3124	Complete drywall around Door, CRA 178	1	17MAY11	17MAY11	Complete drywall around Door, CRA 178
KHS&S	3134	Tape and finish door relocation,CRA 178	1	17MAY11	17MAY11	Tape and finish door relocation,CRA 178
KHS&S	3144	Paint wall at door relocation.	1	17MAY11	17MAY11	Paint wall at door relocation.
MOJAVE	2984	Power Light fixtures out of EHBA-5	1	18MAY11	18MAY11	Power Light fixtures out of EHBA-5
DH PACE	3154	Hang Relocated Door. CRA 178	1	18MAY11	18MAY11	Hang Relocated Door. CRA 178
MOJAVE	2994	Run power to WSHP	1	19MAY11	19MAY11	Run power to WSHP
KHS&S	3164	Paint Door	1	19MAY11	19MAY11	Paint Door
MOJAVE	3014	Pull wire and terminate EHBA-18	1	20MAY11	20MAY11	Pull wire and terminate EHBA-18
DH PACE	3174	Install Door Hardware	1	20MAY11	20MAY11	Install Door Hardware
MOJAVE	3024	Pull wire and terminate XFRMR-ELBA	1	23MAY11	23MAY11	Pull wire and terminate XFRMR-ELBA
MOJAVE	3054	Connect and pull wire from ELBA to XFRMR-ELBA	1	23MAY11	23MAY11	Connect and pull wire from ELBA to XFRMR-ELBA
MOJAVE	3064	Replace broken contactors	1	23MAY11	23MAY11	Replace broken contactors
MOJAVE	3074	Terminate and make up Panel EHDPA	1	23MAY11	23MAY11	Terminate and make up Panel EHDPA
MOJAVE	3084	Complete all Hampton Tedder testing.	1	24MAY11	24MAY11	Complete all Hampton Tedder testing.
MOJAVE	3094	Energize all panels in room	1	25MAY11	25MAY11	Energize all panels in room
MOJAVE	3104	Install closure piece at PSG, CRA 178	1	26MAY11	26MAY11	Install closure piece at PSG, CRA 178
MOJAVE	3114	Complete wall R/I at Door relocation North wall	1	26MAY11	26MAY11	Complete wall R/I at Door relocation North wall
0051 Open Office						
BOMBARD	934	Connect 8" O.S.D. thru wall to 6" roof bubbler.	1	18MAY11	18MAY11	Connect 8" O.S.D. thru wall to 6" roof bubbler.
0063 Future Data Center						
MOJAVE	844	ULDD, ULDDS, ULDC, ULDC wire pulled/landed	1	17MAY11	17MAY11	ULDD, ULDDS, ULDC, ULDC wire pulled/landed
MOJAVE	1274	Make up panels in room	1	18MAY11	18MAY11	Make up panels in room
MOJAVE	1284	Wall outlets wire pulled, install outlets, trim	1	19MAY11	19MAY11	Wall outlets wire pulled, install outlets, trim

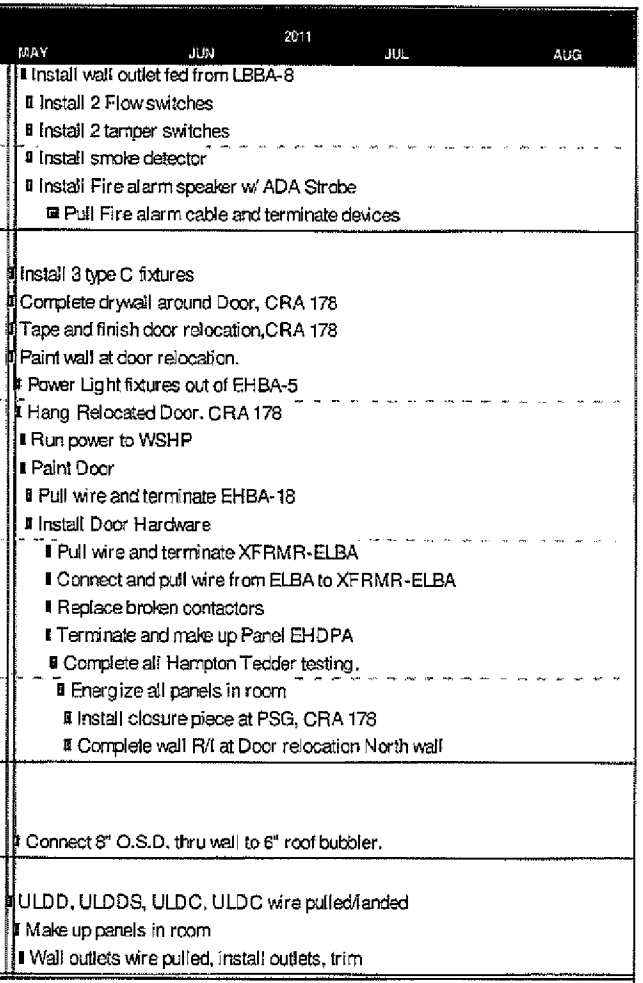

Run date	18MAY11
Page number	28A
Data date	17MAY11

© Primavera Systems, Inc.

The Whiting-Turner Contracting Co.
LVCH 4 Week Schedule

Early bar
Progress bar
Critical bar
Summary bar
Start milestone point
Finish milestone point

Responsibility	Act ID	Description	Orig Dur	Early Start	Early Finish
MOJAVE	1294	Wall swithces, pull wire, install switch.	1	20MAY11	20MAY11
MOJAVE	1304	Telecom wire pulled	1	23MAY11	23MAY11
KHS&S	1314	Install suspended ceiling and ACT-1	1	24MAY11	24MAY11
KHS&S	1324	Paint door jamb and door	1	25MAY11	25MAY11
DH PACE	1334	Install door hardware	1	26MAY11	26MAY11
J&R	1344	Install flooring RF-2 and RB-1	1	27MAY11	27MAY11
0064 Computer Storage					
MOJAVE	824	Wall outlets wire pulled, install outlets, trim	1	18MAY11	18MAY11
MOJAVE	1434	Wall swithces, pull wire, install switch.	1	19MAY11	19MAY11
KHS&S	1444	Install suspended ceiling and ACT-2	1	20MAY11	20MAY11
KHS&S	1454	Paint door jamb and door	1	23MAY11	23MAY11
DH PACE	1464	Install door hardware	1	24MAY11	24MAY11
J&R	1474	Install flooring RF-1 and RB-1	1	25MAY11	25MAY11
0065 Data Center					
MOJAVE	834	ULDBS,ULOB,ULDA,ULDAS wire pulled/landed	1	19MAY11	19MAY11
MOJAVE	1374	Wall outlets wire pulled, install outlets, trim	1	20MAY11	20MAY11
MOJAVE	1384	Wall swithces, pull wire, install switch.	1	23MAY11	23MAY11
KHS&S	1394	Install suspended ceiling and ACT-1	1	24MAY11	24MAY11
KHS&S	1404	Paint door jamb and door	1	25MAY11	25MAY11
DH PACE	1414	Install door hardware	1	26MAY11	26MAY11
J&R	1424	Install flooring RF-2 and RB-1	1	27MAY11	27MAY11
LEVEL ONE					
1139 Fire Command Room					
KHS&S	172	Complete framing and drywall all walls	1	20MAY11	20MAY11
KHS&S	182	Tape and Mud all walls Level 4	5	23MAY11	27MAY11
KHS&S	192	Texture and Paint walls	3	24MAY11	26MAY11
HEINAMAN	202	Install store front system	2	27MAY11	31MAY11
MOJAVE	392	Install XLS Fire Alarm Battery Cabinet, W. Wall	1	27MAY11	27MAY11
MOJAVE	402	Install XLS Voice Communication Cabinet,W. Wall	1	27MAY11	27MAY11
MOJAVE	412	Install Smoke Control Panel, West Wall	1	27MAY11	27MAY11
MOJAVE	422	Install Smoke Control Graphic Display, W. wall	1	27MAY11	27MAY11

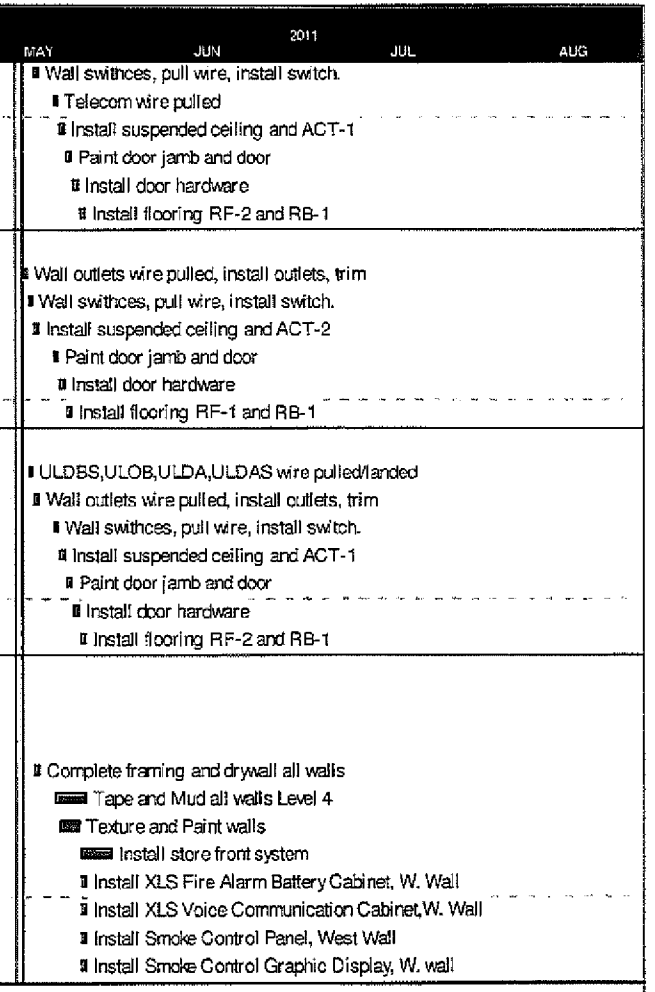

Run date	18MAY11
Page number	29A
Data date	17MAY11
© Primavera Systems, Inc.	

The Whiting-Turner Contracting Co.
LVCH 4 Week Schedule

Early bar
Progress bar
Critical bar
Summary bar
Start milestone point
Finish milestone point

MOJ01727
JA 00005503

Responsibility	Act ID	Description	Orig Dur	Early Start	Early Finish
MOJAVE	432	Install Workstation , table , printer, W.wall	1	27MAY11	27MAY11
MOJAVE	442	Install Communication Unit Radios, North Wall	1	31MAY11	31MAY11
MOJAVE	452	Install Air Handling Status Contro, North Wall	1	31MAY11	31MAY11
MOJAVE	462	Install Generator Supervision, North Wall	1	31MAY11	31MAY11
MOJAVE	472	Install Fire Pump Status, North Wall	1	31MAY11	31MAY11
MOJAVE	482	Install Elevator Status, North Wall	1	31MAY11	31MAY11
W-T	212	Clean and Seal Concrete floor	1	01JUN11	01JUN11
MOJAVE	492	Install Emergency & Standby Status, N.wall	1	01JUN11	01JUN11
J&R	222	Install RB-1	1	02JUN11	02JUN11
MOJAVE	502	Install Panel ELFCC fed through T-ELFCC	1	02JUN11	02JUN11
MOJAVE	512	T-ELFCC Fed from EHDPA in Basement	1	02JUN11	02JUN11
MOJAVE	522	Pull all conductors and make up gear	2	03JUN11	06JUN11
MOJAVE	542	Install Fire Alarm	2	07JUN11	08JUN11
MOJAVE	552	Install power to WSHP-1 out of ELFCC-3	1	09JUN11	09JUN11
MOJAVE	562	Install Power to WSHP-1 out of EHIA-22	1	09JUN11	09JUN11
MOJAVE	572	Install Power to UH-1 out of EHIA-16,18,20	1	09JUN11	09JUN11
MOJAVE	582	Install outlets and power out of ELFCC-1	1	10JUN11	10JUN11
MOJAVE	592	Install 5 Shunt trips on East Wall	2	10JUN11	13JUN11
MOJAVE	602	Shunt trips powered out of SEA, SEB, PSG, UPS,PV	1	10JUN11	10JUN11
MOJAVE	612	Pull conductors and make up shunt trips	1	13JUN11	13JUN11
W-T	722	Install plan taple w/ Direct Dial Tele. E.wall	1	14JUN11	14JUN11
KHS&S	732	Install White Board East Wall	1	15JUN11	15JUN11
W-T	742	Install plan rack, East Wall	1	16JUN11	16JUN11
108 Studio					
KHS&S	443	Frame the Inner of the Outer Two walls	2	18MAY11	19MAY11
BOMBARD	453	Install Sound Insulation at duct 6/AI9.06.2	1	20MAY11	20MAY11
MOJAVE	463	Install Rated J-box in walls 6/AI9.08.1	1	20MAY11	20MAY11
MOJ. & BOM	473	R/I walls MEP	2	20MAY11	23MAY11
CITY INSP.	483	Inspect Walls	1	24MAY11	24MAY11
KHS&S	493	Install Backing - Curtain/Cable tray 18/AI9.10.1	1	25MAY11	25MAY11
KHS&S	503	Insulate Walls	1	25MAY11	25MAY11
KHS&S	513	Double Rockwalls ,maintain 1" gap between walls	2	26MAY11	27MAY11

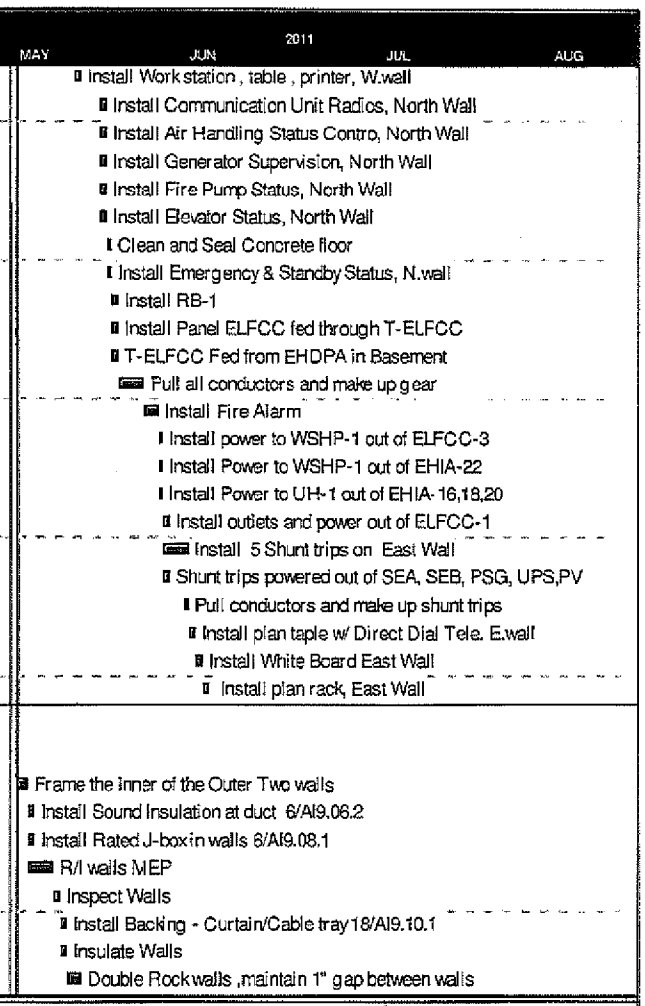

Run date 18MAY11
Page number 30A
Data date 17MAY11
© Primavera Systems, Inc.

The Whiting-Turner Contracting Co.
LVCH 4 Week Schedule

Early bar
Progress bar
Critical bar
Summary bar
Start milestone point
Finish milestone point

MOJ01728
JA 00005504

Responsibility	Act ID	Description	Orig Dur	Early Start	Early Finish
CITY INSP.	523	Inspect screw pattern drywall	1	31MAY11	31MAY11
KHS&S	533	Install accoustical sealant top & bottom @ walls	1	01JUN11	01JUN11
MOJAVE	543	Install Cable Tray system	2	01JUN11	02JUN11
LEVEL EIGHT					
6008 Electrical Room					
KHS&S	464	Tape and Finish Drywall.	5	19MAY11	25MAY11
KHS&S	1054	Paint walls.	3	26MAY11	31MAY11
MOJAVE	1084	Install west wall Panels: HRBA,LRBA,XLRA	1	27MAY11	27MAY11
MOJAVE	1094	Install west wall XFMR T-XLRA, panel XHDPRA	1	27MAY11	27MAY11
MOJAVE	1104	Install north wall panel LRAA	1	27MAY11	27MAY11
MOJAVE	1114	Install east wall panels; HDPRBA,LRBA,HDPRAA	1	27MAY11	27MAY11
MOJAVE	1124	Install east wall XFMR T-LRBA, T-LRAA	1	27MAY11	27MAY11
MOJAVE	1134	Install PV Inverter	1	31MAY11	31MAY11
J&R	1055	Install Rubber Base	1	01JUN11	01JUN11
MOJAVE	1144	Install 120 volt Connection to satellite racks.	1	01JUN11	01JUN11
DH PACE	1064	Install Door and Hardware, Room Lockable	2	02JUN11	03JUN11
MOJAVE	1154	Fan Coil 31 powered out of Panel xfra-4	1	02JUN11	02JUN11
MOJAVE	1164	Trim out Outlet West wall, powered xfra-5.	1	03JUN11	03JUN11
KHS&S	1065	Paint Door and Frame	1	06JUN11	06JUN11
?	1184	Seal Concrete Floors	1	06JUN11	06JUN11
MOJAVE	1074	Install Fan Coil 31.	1	07JUN11	07JUN11
LEVEL NINE					
Roof Activities					
COMMERCIAL	484	Install Single ply roofing	10	31MAY11	13JUN11
SITEWORK					
NORTH AREA SITEWORK					
Fire Pump Room 1156					

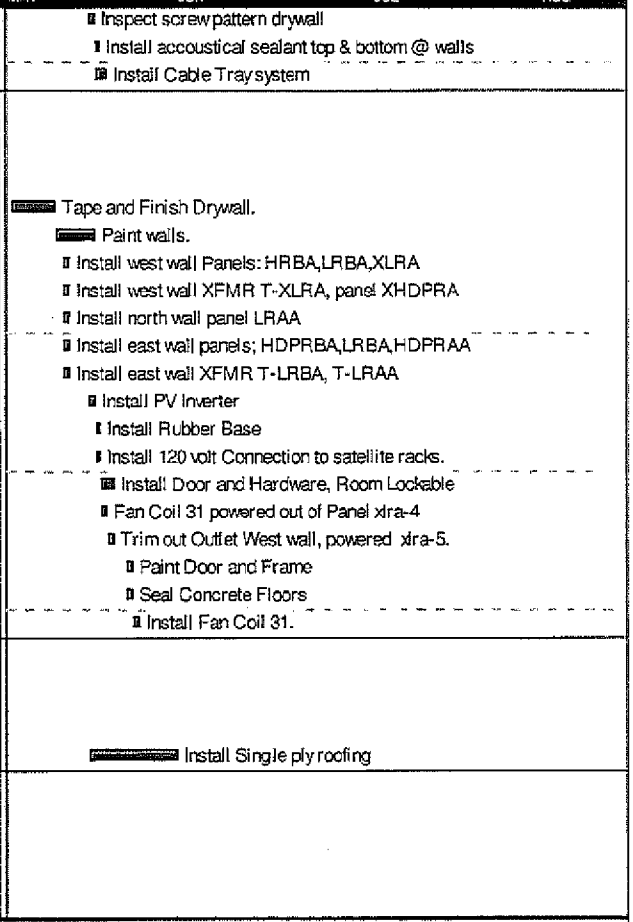

Run date	18MAY11
Page number	31A
Data date	17MAY11
© Primavera Systems, Inc.	

The Whiting-Turner Contracting Co.
LVCH 4 Week Schedule

- Early bar
- Progress bar
- Critical bar
- Summary bar
- Start milestone point
- Finish milestone point

J56.1-327

MOJ01729
JA 00005505

Responsibility	Act ID	Description	Orig Dur	Early Start	Early Finish
WESTAR	535	Jocky Pump running.	1	17MAY11	17MAY11
MOJAVE	725	Complete all electrical make up in Fire Pump rm	3	18MAY11	20MAY11
WESTAR	735	Complete all fire protection work in room	3	23MAY11	25MAY11
ALL SUBS	815	Room 100% complete	1	26MAY11	26MAY11
Loading Dock Service Yard					
SNP	55	Finish rough grade	2	15JUN11	16JUN11
URATA	56	Finish grade slab on Grade .	5	17JUN11	23JUN11
MOJAVE	57	R/I conduit for Electrical	2	20JUN11	21JUN11
FLIPPINS	66	Raise Manhole Lids to grade	1	20JUN11	20JUN11
PCS	585	Set Rebar at Slab on Grade.	1	22JUN11	22JUN11
URATA	595	Place Slab on Grade .	1	23JUN11	23JUN11
HEINAMAN	605	Install Gladding at Entry Gate Beams	10	24JUN11	08JUL11
U. BRASS	615	Install Gates	20	11JUL11	05AUG11
Utility Yard 1157					
HEINAMAN	365	Install Cladding at manual Gate Beam	10	11JUL11	22JUL11
U. BRASS	545	Install Gate	10	25JUL11	05AUG11
Electrical Room 1114					
MOJAVE	355	Completed , locked out tagged out.	1	17MAY11	17MAY11
SWBD #8					
MOJAVE	375	Pull conductors for wall lights	2	18MAY11	19MAY11
MOJAVE	555	Install wall lights	3	20MAY11	24MAY11
SME	565	Install Handrails	5	25MAY11	01JUN11
SOUTH AREA SITE WORK					
CURB & GUTTER					
W-T	805	form & pour final part of curb for fill in panel	1	17MAY11	17MAY11
SNP	835	Rough Grade South Elevation	3	26MAY11	31MAY11
WEST AREA SITE WORK					
OFF SITE WORK					
MOJAVE	295	Install Deep NVE Transmission Lines	10	25JUL11 *	05AUG11

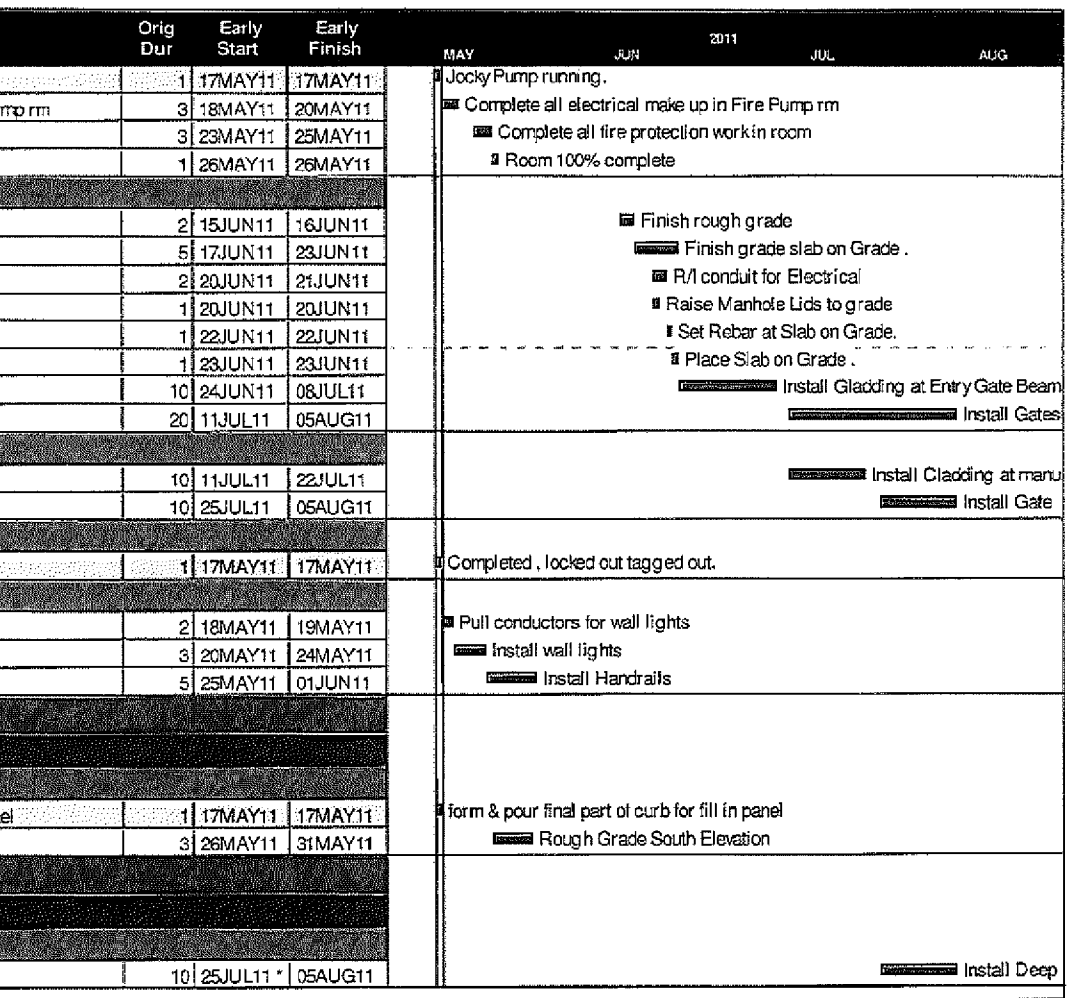

Run date 18MAY11
Page number 32A
Data date 17MAY11
© Primavera Systems, Inc.

The Whiting-Turner Contracting Co.
LVCH 4 Week Schedule

Early bar
Progress bar
Critical bar
Summary bar
Start milestone point
Finish milestone point

MOJ01730
JA 00005506

Carmen Militello

From: Kaeser, Kirk <Kirk.Kaeser@whiting-turner.com>
Sent: Tuesday, May 24, 2011 5:53 PM
To: Kaeser, Kirk; Burch, Clinton; Payne, Daniel; atbutcher@isecinc.com; agarcia@universalbrassinc.com; Anne.Presnal@dhpace.com; bsittman@bombardmechanical.com; bowens@ubglv.com; Blrmen@westarfire.com; Brad.Taylor@aggregate-us.com; Brent.Shreeve@aggregate-us.com.; Briseno, Nancy; bruce@commroof.com; btie@cts-1.com; Bryan@Flippins.com; cnortontrit@aol.com; hauntz@embarqmail.com; Chris.Yanke@pcsgp.com; christinashelfo@panaceaservices.com; Chris Meiers; Crystal Teissedre; dboskovich@cts-1.com; dlavery@westarfire.com; david schaper; Dennis@precisionairbalance.com; derekb@smesteel.com; Dino; donf@heinaman.net; dbade@girouxglass.com; estagner@yesco.com; Floyd, Michael; greg@bombardmechanical.com; gfrancis@burlingtonplumbinglv.com; Henry, Dave; jphillips@lpinteriorsllc.com; JGomel@bombardmechanical.com; jamie@jrfloors.net; jeff@sitmatic.com; jeffa@khsswest.com; jmaupin@harsco.com; josephc@heinaman.net; JDrace@bombardmechanical.com; John Sadosky; JYoung@universalbrassinc.com; justin@amilv.com; Kfox@precisionairbalance.com; Kelli@precisionairbalance.com; ken.downey@cox.net; Lee, David; Linda@urataconcrete.com; Lisaf@sunstonespecialties.com; Lloyd, Elliott; lmpies@urataconcrete.com; Mark.Scott@otis.com; mbechtel@commroof.com; Michael.J.Hahn@jci.com; Michelle@precisionairbalance.com; mwalters@yesco.com; mikec@khsswest.com; nedm@heinaman.net; Nhutzol@westarfire.com; Nick@precisionairbalance.com; panaceaservices@aol.com; pkonsten@modernfold.com; rbellamy@republiclv.com; rclark@amazonconstruction.com; rilossia@isecinc.com; rex.hunt@tractel.com; richarda@smesteel.com; Richard Christensen; randrade@yesco.com; Ruesch, Daniel; sean.roberts@pcsgp.com; sbdilley@venturamarble.com; Shepard, Cory; sondra.smith@otis.com; Steve@precisionairbalance.com; tpindel@venturamarble.com; tm@milicistudios.com; Troy.OConnor@aggregate-us.com; william.j.casiere@jci.com; young@sunstonespecialties.com
Cc: Briseno, Nancy; Henry, Dave; Lee, David
Subject: RE: 4wk Schedule 5-24-11 City of Las Vegas New City Hall.
Attachments: LVCH 4wk Schedule 5-24-11.pdf

Please respond with any questions by this Friday 5-27-11.

Kirk Kaeser | Project Manager
THE WHITING-TURNER CONTRACTING COMPANY
City of Las Vegas - New City Hall
495 Main St | Las Vegas, NV 89101
Phone: (702) 851-4190
Cell: (949) 279-7236

Responsibility	Act ID	Description	Orig Dur	Early Start	Early Finish
MILESTONES					
Exterior Milestones					
KHS&S	51	Resolve Vertical QC Waterproofing C.Chambers	0	24MAY11	
SNP	31	Start South Site Work Rough Grading	0	31MAY11	
URATA	41	Mobilize and Drill PV Tree foundations	0	06JUN11	
URATA	11	Pour Loading Dock	0	15AUG11	
Interior Milestones					
W-T	325	Price Dais New Design from JMA recieved 4-19-11	0	24MAY11	
KHS&S	885	Complete Painting Level one Area A	0	01JUN11	
DH PACE	925	Install Aluminum Door frames levels B and 1	0	01JUN11	
MOJAVE	845	Complete overhead level one electrical R/I	0	02JUN11	
KHS&S	895	Install Suspended ceiling Level one Area A	0	03JUN11	
BOMBARD	865	Start up Central Plant level 8	0	06JUN11	
VENTURA	205	Complete level one Restrooms	0	08JUN11	
ALL SUBS	855	Complete Suspended Ceiling R/I MEP Basement	0	10JUN11	
ISEC	195	Install interior cabinet/ millwork	0	01JUL11 *	
BOMBARD	875	Start up Air Handlers 1-6 Levels B thru 2	0	01JUL11	
Construction Duration Hammocks					
ALL SUBS	235	Level One 5' leave out work area A	7 *	24MAY11	02JUN11
ALL SUBS	236	Level two 5' leave out work area A	12 *	24MAY11	09JUN11
SME/ URATA	225	Plaza- 2 Tube stl. Modifications Louver screen	17 *	26MAY11	20JUN11
DESIGN					
CURRENT DRAWING LOG					
Contract Set of Documents- Released for Const.					
ALL SUBS	15	Approved - thru Bulletin 13	1	24MAY11	31MAY11
Document Alert/ Not Released for construction					
ALL SUBS	85	Pricing Due- Bulletins 6,7,10,11,12 and 13	1	24MAY11	24MAY11

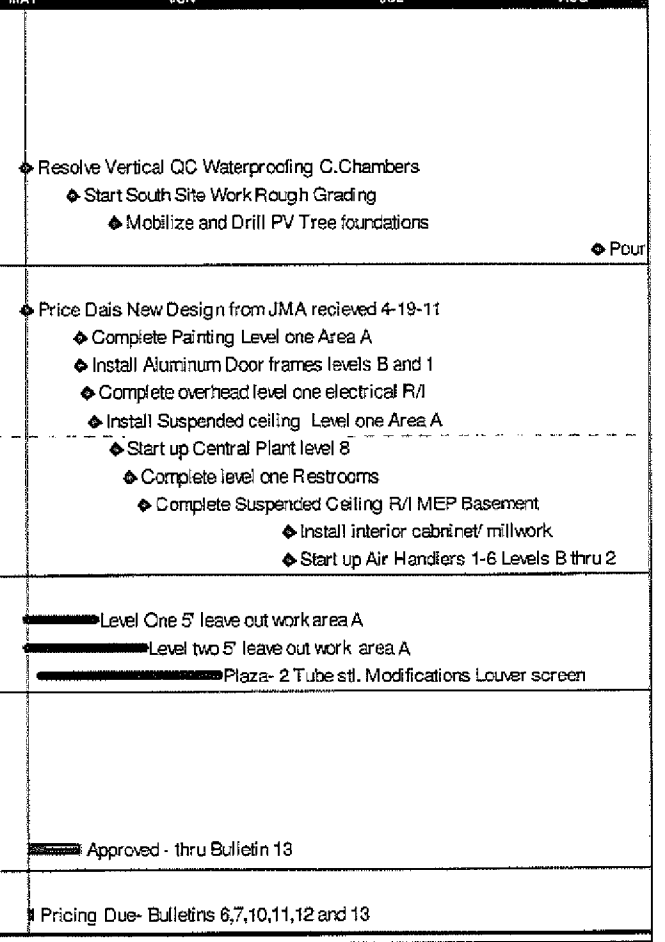

Run date	24MAY11
Page number	1A
Data date	24MAY11
© Primavera Systems, Inc.	

The Whiting-Turner Contracting Co.
LVCH 4 Week Schedule

- Early bar
- Progress bar
- Critical bar
- Summary bar
- Start milestone point
- Finish milestone point

J56.1-330

MOJ01732
JA 00005508

Responsibility	Act ID	Description	Orig Dur	Early Start	Early Finish
ALL SUBS	285	Bulletin 10 Only released to Mojave and DH Pace	1	24MAY11	24MAY11
Bulletins Approved by City of Las Vegas					
ALL SUBS	345	Bulletin 7,8,9, 12 and 13 are approved by City	1	24MAY11	24MAY11
RFI's					
Confirmation Only					
ALL SUBS	395	RFI 0674 Interior HVAC Louvers	1	24MAY11	24MAY11
KHS&S	405	RFI 0681 Auxiliary Drain Access Vestibule 1001	1	24MAY11	24MAY11
MCJ. & BOM	465	RFI 0659 R001 additional circuits for controls	1	24MAY11	24MAY11
BOM BARD	475	RFI 0684 revised sequence for boilers	1	24MAY11	24MAY11
SW STEEL	485	RFI 0636 Grand stair structural attachment	1	24MAY11	24MAY11
ALL SUBS	505	RFI 0663 Studio Coordination details	1	24MAY11	24MAY11
Need CRA , Need Owners Approval					
ALL SUBS	415	RFI 0679 Security Coordination Confirmation	5	24MAY11	31MAY11
W-T	425	RFI 0662 Lobby 2nd flr. slab vs. Structural	5	24MAY11	31MAY11
AMAZON	435	RFI 0682 Structural Terrace level 2	5	24MAY11	31MAY11
KHS&S	445	RFI 0670 4" Expansion joint option 1 or 2	5	24MAY11	31MAY11
Change Request Authorizations (CRA's)					
Owner Change					
W-T	745	Plaza Louver Modifications JMA SK 4-11-11	1	24MAY11	24MAY11
W-T	905	CRA 153 reconciliation interior glazing	1	24MAY11	24MAY11
W-T	755	West Elevation , Prefunction Curtainwall Exp.Jnt	1	25MAY11	25MAY11
W-T	765	Roof Hatches installed level 4 Council Chambers	1	02JUN11	02JUN11
W-T	775	KHS&S box out below ceiling issues in Basement	1	02JUN11	02JUN11
W-T	785	Expansion Joint modifications level 2	1	02JUN11	02JUN11
Other Due					
Owner Change					
ALL SUBS	495	Bulletin 10 CRA # 159	0	24MAY11	
MOJAVE	715	CRA# 211-Bulletin 11, Mojave Electric	0	24MAY11	
KHS&S	795	CRA# 211-Bulletin 11, KHS&S	0	24MAY11	

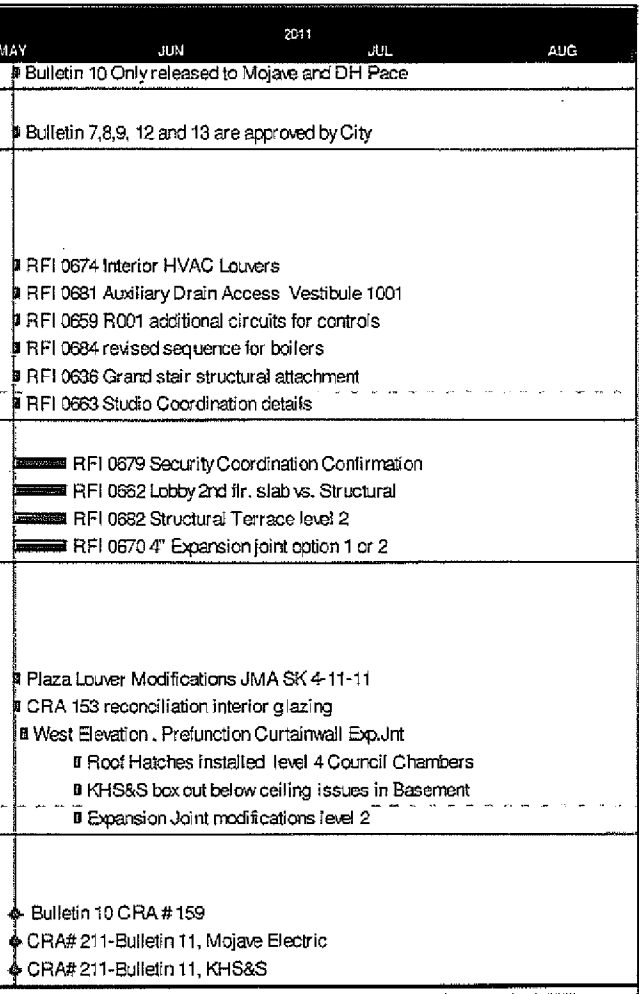

Run date 24MAY11
Page number 2A
Data date 24MAY11
© Primavera Systems, Inc.

The Whiting-Turner Contracting Co.
LVCH 4 Week Schedule

Early bar
Progress bar
Critical bar
Summary bar
Start milestone point
Finish milestone point

MOJ01733
JA 00005509

Responsibility	Act ID	Description	Orig Dur	Early Start	Early Finish	2011 MAY JUN JUL AUG
Owner Change						
DH PACE	275	CRA # 101 Bulletin 10	0	24MAY11		CRA # 101 Bulletin 10
MOJAVE	305	CRA # 101 Bulletin 10	0	24MAY11		CRA # 101 Bulletin 10
ALL SUBS	385	CRA# 211 Bulletin 11 all subs except Moj. &KHS&S	0	24MAY11		CRA# 211 Bulletin 11 all subs except Moj. &KHS&S
Owner Change						
KHS&S	695	CRA# 159 Bulletin 10	0	24MAY11		CRA# 159 Bulletin 10
Backcharge						
BOMBARD	825	CRA # 236 Conflict w/ Level 3 drapery pocket	0	24MAY11		CRA # 236 Conflict w/ Level 3 drapery pocket
Owner Change						
KHS&S	915	CRA# 237 soffit Modification rms 0061,0044	0	24MAY11		CRA# 237 soffit Modification rms 0061,0044
BOMBARD	A-100	CRA # 163 -Bulletin 9 Level 4.5 Mech. Penthouse	0	24MAY11		CRA # 163 -Bulletin 9 Level 4.5 Mech. Penthouse
COMMERCIAL	A-110	CRA # 163 -Bulletin 9 Level 4.5 Mech. Penthouse	0	24MAY11		CRA # 163 -Bulletin 9 Level 4.5 Mech. Penthouse
KHS&S	A-120	CRA # 163 -Bulletin 9 Level 4.5 Mech. Penthouse	0	24MAY11		CRA # 163 -Bulletin 9 Level 4.5 Mech. Penthouse
MOJAVE	A-130	CRA # 163 -Bulletin 9 Level 4.5 Mech. Penthouse	0	24MAY11		CRA # 163 -Bulletin 9 Level 4.5 Mech. Penthouse
WESTAR	A-140	CRA # 163 -Bulletin 9 Level 4.5 Mech. Penthouse	0	24MAY11		CRA # 163 -Bulletin 9 Level 4.5 Mech. Penthouse
BOMBARD	A-150	CRA # 126- Bulletin 7 Cafeteria Health Codes	0	24MAY11		CRA # 126- Bulletin 7 Cafeteria Health Codes
ISEC	A-160	CRA # 126- Bulletin 7 Cafeteria Health Codes	0	24MAY11		CRA # 126- Bulletin 7 Cafeteria Health Codes
KHS&S	A-170	CRA # 126- Bulletin 7 Cafeteria Health Codes	0	24MAY11		CRA # 126- Bulletin 7 Cafeteria Health Codes
MOJAVE	A-180	CRA # 126- Bulletin 7 Cafeteria Health Codes	0	24MAY11		CRA # 126- Bulletin 7 Cafeteria Health Codes
VENTURA	A-190	CRA # 126- Bulletin 7 Cafeteria Health Codes	0	24MAY11		CRA # 126- Bulletin 7 Cafeteria Health Codes
MOJAVE	A-200	CRA # 130 Bulletin 8-Glass Wall LED cabinets	0	24MAY11		CRA # 130 Bulletin 8-Glass Wall LED cabinets
BOMBARD	A-210	CRA # 130 Bulletin 8-Glass Wall LED cabinets	0	24MAY11		CRA # 130 Bulletin 8-Glass Wall LED cabinets
YESCO	A-220	CRA # 130 Bulletin 8-Glass Wall LED cabinets	0	24MAY11		CRA # 130 Bulletin 8-Glass Wall LED cabinets
BOMBARD	A-250	CRA # 125 Council Chambers Smoke Zone Altera.	0	24MAY11		CRA # 125 Council Chambers Smoke Zone Altera.
DH PACE	A-260	CRA # 125 Council Chambers Smoke Zone Altera.	0	24MAY11		CRA # 125 Council Chambers Smoke Zone Altera.
ISEC	A-270	CRA # 125 Council Chambers Smoke Zone Altera.	0	24MAY11		CRA # 125 Council Chambers Smoke Zone Altera.
KHS&S	A-280	CRA # 125 Council Chambers Smoke Zone Altera.	0	24MAY11		CRA # 125 Council Chambers Smoke Zone Altera.
MOJAVE	A-290	CRA # 125 Council Chambers Smoke Zone Altera.	0	24MAY11		CRA # 125 Council Chambers Smoke Zone Altera.
WESTAR	A-300	CRA # 125 Council Chambers Smoke Zone Altera.	0	24MAY11		CRA # 125 Council Chambers Smoke Zone Altera.

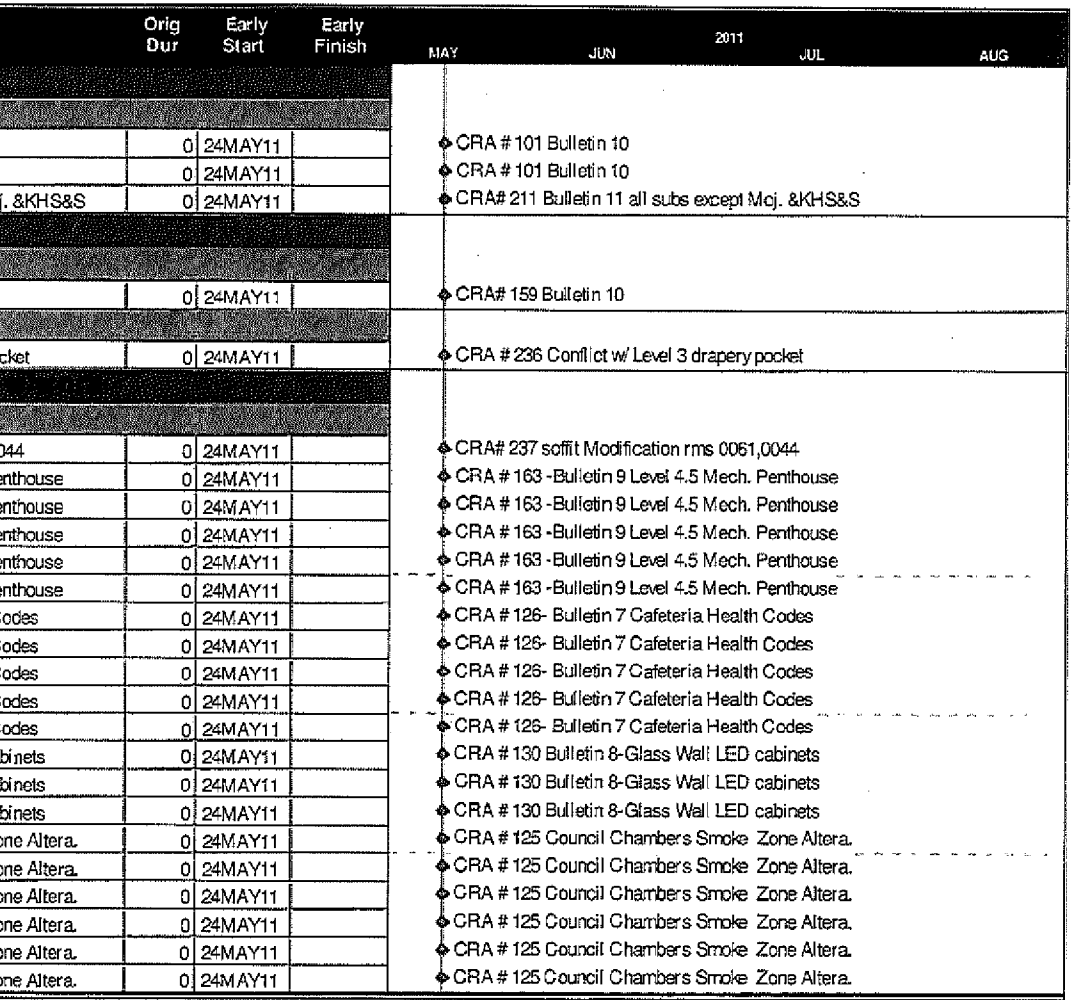

Run date	24MAY11
Page number	3A
Data date	24MAY11

© Primavera Systems, Inc.

The Whiting-Turner Contracting Co.
LVCH 4 Week Schedule

Early bar
Progress bar
Critical bar
Summary bar
Start milestone point
Finish milestone point

Responsibility	Act ID	Description	Orig Dur	Early Start	Early Finish
Submittals					
AMAZON	150	Landscaping	1	24MAY11	24MAY11
U. BRASS	180	Deferred Handrail Submittal	1	24MAY11	24MAY11
U. BRASS	220	Utilitiy yard Metal gates Shops	1	24MAY11	24MAY11
HEINAMAN	230	South Entrance Curtain Wall system	2	25MAY11	26MAY11
HEINAMAN	240	ZIG ZAG Wall Interior curtain wall 3rd floor	2	25MAY11	26MAY11
HEINAMAN	250	S. Wall Prefunction window types R,P level 2	2	25MAY11	26MAY11
DH PACE	300	Window Types L,T, E,A,V level 1 studio area	10	25MAY11	08JUN11
HEINAMAN	310	Level 8 East Curtain wall catwalk attachment	5	25MAY11	01JUN11
Procurement					
VENTURA	20	Honeycomb Stone First Delivery	19	24MAY11	20JUN11
VENTURA	21	Honeycomb Stone Final Delivery	58	24MAY11	15AUG11
VENTURA	22	Stone flooring	62	24MAY11	19AUG11
MODERN F.	70	Won Door	10	24MAY11	07JUN11
HEINAMAN	80	Metal Louvers	9	24MAY11	06JUN11
MODERN F.	90	Overhead doors	10	24MAY11	07JUN11
SUNSTONE	100	smoke doors	10	24MAY11	07JUN11
DH PACE	110	Aluminum Interior Door frames and Doors	20	24MAY11	21JUN11
MOJAVE	120	Interior Lights	5	24MAY11	31MAY11
MOJAVE	130	Exterior Lights	5	24MAY11	31MAY11
MOJAVE	140	Horns and strobes Fire Alarm	1	24MAY11	24MAY11
ISEC	260	Rulon Undulating Wood Wall Panels	49	24MAY11	02AUG11
ISEC	290	Interior Cabinets/ Millwork	35	24MAY11	13JUL11
HEINAMAN	160	Prefunction West Curtain Wall system	10	25MAY11	08JUN11
HEINAMAN	170	Prefunction East Entry Curtain Wall system	10	26MAY11	09JUN11
U. BRASS	60	Grand stair handrail tread embed	4	27MAY11	02JUN11
HEINAMAN	190	Prefunction South Level 2 Curtain Wall system	10	27MAY11	10JUN11
HEINAMAN	200	Prefunction 3rd flr. Zig Zag Curtain Wall system	15	01JUN11	21JUN11

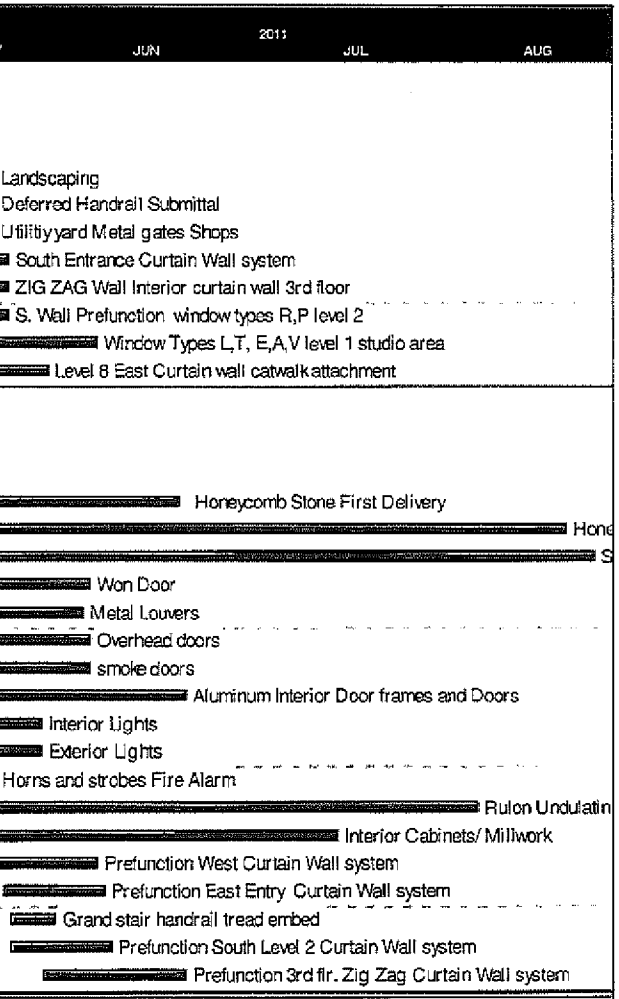

Run date 24MAY11
Page number 4A
Data date 24MAY11
© Primavera Systems, Inc.

The Whiting-Turner Contracting Co.
LVCH 4 Week Schedule

Early bar
Progress bar
Critical bar
Summary bar
Start milestone point
Finish milestone point

MOJ01735
JA 00005511

Responsibility	Act ID	Description	Orig Dur	Early Start	Early Finish
U. BRASS	210	Handrail	5	24MAY11	31MAY11
MILICI	280	Art Glass Wall/ Phillips to review with City	15	24MAY11	14JUN11
BOM & MOJA	270	(Pre)-Pre-Start Up Meeting Central Plant Level 8	1	31MAY11	31MAY11
EXTERIOR ENCLOSURE/ SHELL					
Level 2					
KHS&S	233	Install Metal Panels	5	24MAY11	31MAY11
Level 3					
COMMERCIAL	334	Resolve QC issue on Vertical Waterproofing	1	24MAY11	24MAY11
KHS&S	364	Install Metal Panels	10	01JUN11	14JUN11
Level 2					
COMMERCIAL	111	Complete all horizontal Roofing	1	24MAY11	24MAY11
COMMERCIAL	243	Flash around stl. plates for Metal Panels	1	24MAY11	24MAY11
KHS&S	257	Install Metal Panel System	10	01JUN11	14JUN11
Level 3					
KHS&S	263	Rig &Weld ladder support support steel in place	2	24MAY11	25MAY11
KHS&S	264	Install Curtain Wall West Elevation.	8	24MAY11	03JUN11
COMMERCIAL	267	Finish installation of Roofing Level 3	1	26MAY11	26MAY11
HEINAMAN	266	Complete Knee Wall West behind Curtain Wall	2	27MAY11	31MAY11
KHS&S	274	Install Metal Panel System	10	15JUN11	28JUN11

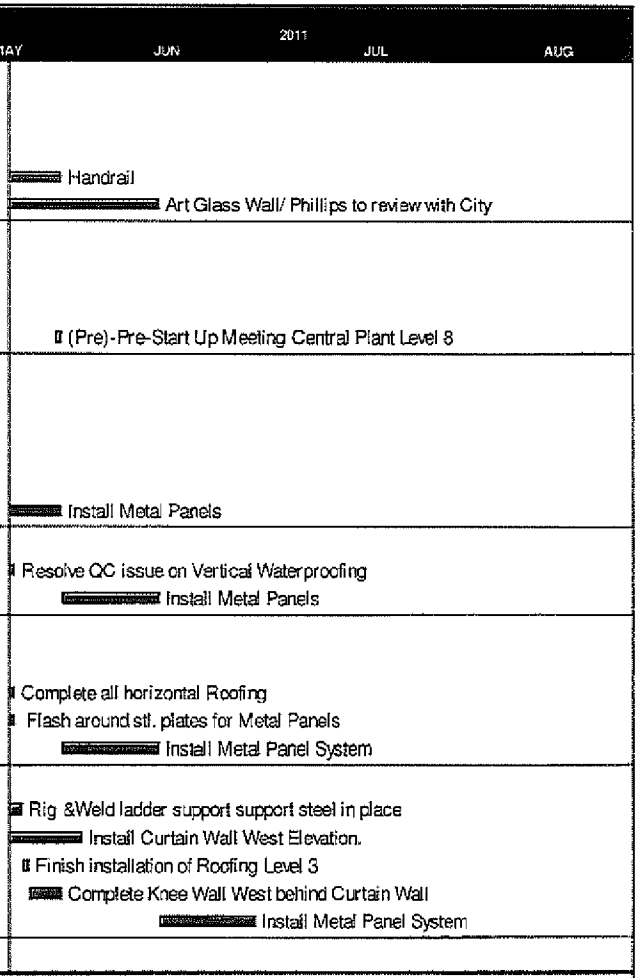

Run date 24MAY11
Page number 5A
Data date 24MAY11
© Primavera Systems, Inc.

The Whiting-Turner Contracting Co.
LVCH 4 Week Schedule

Early bar
Progress bar
Critical bar
Summary bar
Start milestone point
Finish milestone point

MOJ01736
JA 00005512

Responsibility	Act ID	Description	Orig Dur	Early Start	Early Finish
Level 2					
KHS&S	133	Rig &Weld ladder support support steel in place	2	24MAY11	25MAY11
KHS&S	163	Install Metal Panels	10	08JUN11	21JUN11
Level 3					
KHS&S	294	Rig &Weld ladder support support steel in place	2	24MAY11	25MAY11
KHS&S	354	Install Metal Panels	26	22JUN11	28JUL11
Level 4					
KHS&S	223	Install Level 4 roof hatches (2)	2	27MAY11	31MAY11
COMMERCIAL	573	Patch single ply roofing /Water tight at Hatches	1	01JUN11	01JUN11
Curtain Wall					
South Elevation					
HEINAMAN	749	Install Fill In panels	2	24MAY11	25MAY11
HEINAMAN	789	Install Replacement Glass	2	24MAY11	25MAY11
HEINAMAN	799	Seal Accordian vinyl (complete)	1	24MAY11	24MAY11
HEINAMAN	819	Install Sunrays (need Submittal approved)	9	24MAY11	06JUN11
HEINAMAN	829	Install Fins (104 out of 176 installed) 72 left	2	24MAY11	25MAY11
HEINAMAN	859	Design issues for Metall panels S. Entry	1	24MAY11	24MAY11
HEINAMAN	949	Remove Cranes and lifts and materials	1	25MAY11	25MAY11
HEINAMAN	759	Install 8th floor from West to L line	5	26MAY11	02JUN11
HEINAMAN	919	Install Fins accross the top Parapet 28 total	10	26MAY11	09JUN11
KHS&S	849	Frame Roof Parapent wall and sheet.	5	31MAY11	06JUN11
HEINAMAN	779	Field Measure for S.Entry Metal Panels	1	01JUN11	01JUN11
HEINAMAN	809	Retaill south East Corner (Engineering needed)	10	01JUN11	14JUN11
HEINAMAN	869	Fab Metal Panels S. Entrance	30	02JUN11	14JUL11
HEINAMAN	939	Rejected 9 fins, that need replaced	5	10JUN11	16JUN11
HEINAMAN	839	Install S. Entrance curtainwall System(Re-order)	6	07JUL11	14JUL11
HEINAMAN	879	Install Metal Panels South Entrance	10	15JUL11	28JUL11
North Elevation					
HEINAMAN	689	Install 8th floor from L line West	2	24MAY11	25MAY11

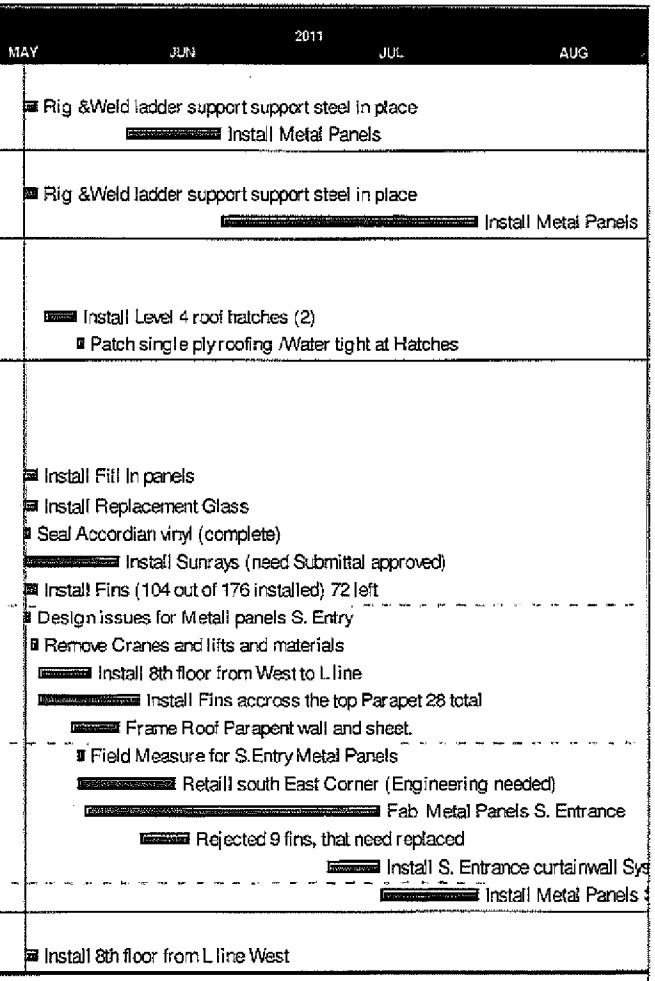

Run date	24MAY11
Page number	6A
Data date	24MAY11
© Primavera Systems, Inc.	

The Whiting-Turner Contracting Co.
LVCH 4 Week Schedule

- Early bar
- Progress bar
- Critical bar
- Summary bar
- Start milestone point
- Finish milestone point

J56.1-335

MOJ01737
JA 00005513

Responsibility	Act ID	Description	Orig Dur	Early Start	Early Finish
HEINAMAN	579	Seal Accordian vinyl (Need Swing Stage set up)	5	31MAY11	06JUN11
HEINAMAN	679	Install Replacement Glass	3	07JUN11	09JUN11
West Elevation					
HEINAMAN	739	Field Measure for Mayors balcony metal panels	1	24MAY11	24MAY11
COMMERCIAL	889	Install Sill Flashing West Strip Window	1	24MAY11	24MAY11
COMMERCIAL	899	Install Waterproofing at West Strip Window	1	25MAY11	25MAY11
HEINAMAN	360	Install 8th floor West to North	1	26MAY11	26MAY11
KHS&S	909	Frame / sheet Columns at West Strip Window	2	26MAY11	27MAY11
HEINAMAN	769	Install Strip Window West elevation level 1	5	31MAY11	06JUN11
HEINAMAN	409	Install 7TH Floor/ Mayor's Balcony Guardrail	5	08JUN11	14JUN11
East Elevation					
KHS&S	322	Start Framing Exterior columns/coord. w/ sidewlk	4	25MAY11	31MAY11
AMAZON	314	Install 2nd Layer of CMU at East North end wall	10	27MAY11	10JUN11
HEINAMAN	669	Install Replacement Glass	3	31MAY11	02JUN11
HEINAMAN	171	Install 8th floor (Need Engineering) @ catwalk	5	03JUN11	09JUN11
HEINAMAN	419	Retail (Need Engineering)	6	08JUN11	15JUN11
Skylight System					
Exterior Plaza Level 2 Area B					
North Elevation, East Side					
JMA	241	Resolve issue with Light backing	1	24MAY11	24MAY11
HEINAMAN	229	Replace broken Skylight Glass	1	10JUN11	10JUN11
HEINAMAN	239	Deliver metal panel soffits	1	11JUL11 *	11JUL11
HEINAMAN	249	Install metal panel soffits	20	12JUL11	08AUG11
W-T	429	Start Work on Louver Modifications, JMA SK 4-11-	1	26MAY11	26MAY11
W-T	439	Put down protection	1	27MAY11	27MAY11
SME	449	Demo/remove louver support steel to be modified	1	31MAY11	31MAY11
URATA	459	Demo existing concrete pier	1	01JUN11	01JUN11
URATA	469	Install new concrete pier per JMA SK 4-11-11	2	02JUN11	03JUN11

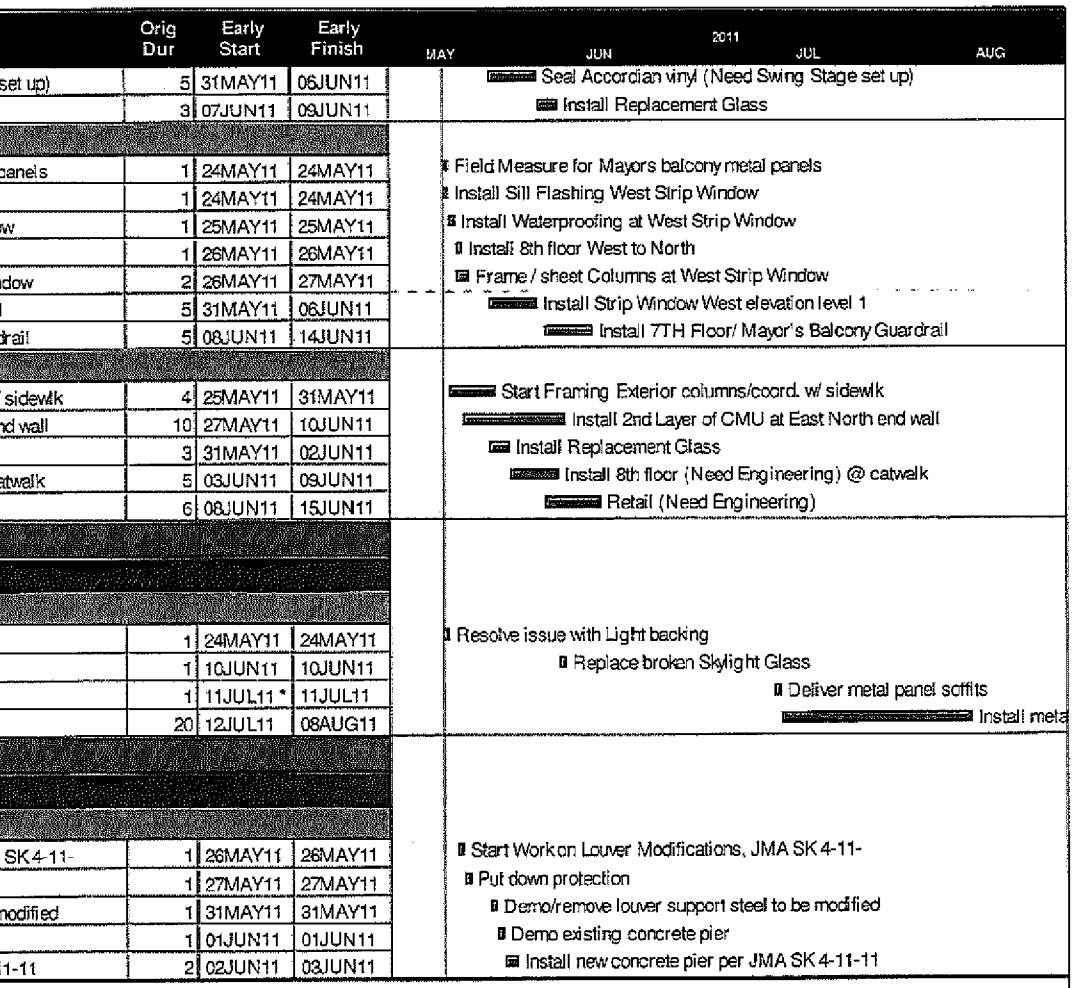

Run date	24MAY11
Page number	7A
Data date	24MAY11
© Primavera Systems, Inc.	

The Whiting-Turner Contracting Co.
LVCH 4 Week Schedule

Early bar
Progress bar
Critical bar
Summary bar
Start milestone point
Finish milestone point

J56.1-336

MOJ01738
JA 00005514

Responsibility	Act ID	Description	Orig Dur	Early Start	Early Finish
URATA	479	Concrete pier cure 7 days	7	06JUN11	14JUN11
SME	499	Install new louver support stl. column	1	15JUN11	15JUN11
SME	509	Complete modifications to Louver horizontal stl	2	16JUN11	17JUN11
W-T	519	Modifications complete	1	20JUN11	20JUN11
West Elevation					
AMAZON	559	Install CMU Filler piece in planter to Bldg.	1	31MAY11	31MAY11
North Elevation, West Side					
W-T	489	Start Work on Louver Modifications, JMA SK 4-11-	1	27MAY11	27MAY11
W-T	529	Put down protection	1	31MAY11	31MAY11
SME	539	Demo/remove louver support steel to be modified	1	01JUN11	01JUN11
URATA	549	Demo existing concrete pier	1	02JUN11	02JUN11
URATA	569	Repair concrete deck at demoed conc. pier	2	03JUN11	06JUN11
Interior Core Build Out					
Interior Framing, Drywall, MEP Core Activities					
[illegible]					
General					
KHS&S	1298	Complete Suspended Ceiling	2	24MAY11	25MAY11
KHS&S	1299	Install ceiling tiles just for MEP Install	1	24MAY11	24MAY11
MOJAVE	1309	R/I Overhead power, control, fire alarm	1	24MAY11	24MAY11
KHS&S	1318	Paint doors and frames	5	24MAY11	31MAY11
BOMBARD	1378	Install 3 NAE & NCE HVAC Controls	3	24MAY11	26MAY11
BOMBARD	1308	Mechanical R/I to suspended grid	5	26MAY11	02JUN11
WESTAR	1348	Set Sprinkler Heads in Ceiling tiles	5	26MAY11	02JUN11
KHS&S	1278	Start install of Corridor Wainscoats	5	27MAY11	03JUN11
BOMBARD	1388	power for NAE's determined in RFI 0659	3	27MAY11	01JUN11
MOJAVE	1279	Make up and install outlets and trim plates	3	01JUN11	03JUN11
DH PACE	1558	Install aluminum door frames	5	01JUN11	07JUN11
BOMBARD	1578	Start up AHU 1	5	10JUN11	16JUN11
[illegible]					
General Area					
ALL SUBS	1738	Complete Telecom Rooms 100 Finishes	1	24MAY11	24MAY11

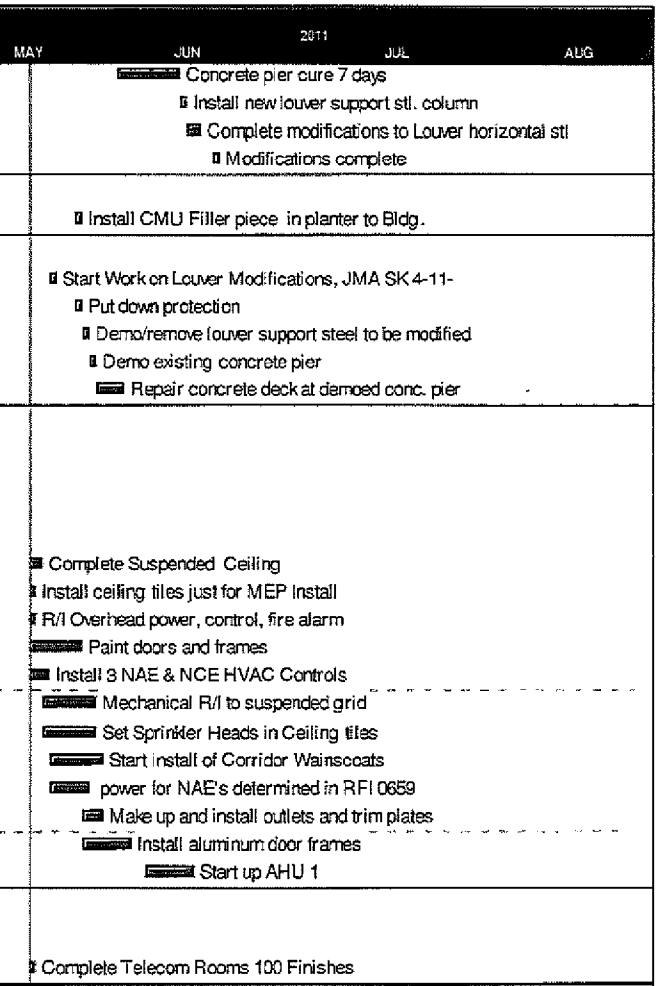

Run date	24MAY11
Page number	8A
Data date	24MAY11

© Primavera Systems, Inc.

The Whiting-Turner Contracting Co.
LVCH 4 Week Schedule

Early bar
Progress bar
Critical bar
Summary bar
Start milestone point
Finish milestone point

Responsibility	Act ID	Description	Orig Dur	Early Start	Early Finish
KHS&S	1888	Relocate access panel RM. 1034	1	24MAY11	24MAY11
BOMBARD	1068	complete all termination and make up VAV's	2	01JUN11	02JUN11
BOMBARD	1118	Start up AHU 2 & 3	5	13JUN11	17JUN11
Lobby 1002 Area A					
ALL SUBS	1408	See Grand Stair Schedule under Stari 6 section	1	24MAY11	24MAY11
MOJAVE	1418	R/I Overhead power, control, fire alarm	1	24MAY11	24MAY11
KHS&S	1488	Install durra rock on lobby walls and columns	5	24MAY11	31MAY11
MOJAVE	1428	Pull Overhead Circuits back to panels	2	25MAY11	26MAY11
HEINAMAN	1141	Weld bent plates to canopy I-Beams	2	31MAY11	01JUN11
KHS&S	1198	Installl Armstrong Clg. @ Main Entry	3	07JUN11	09JUN11
HEINAMAN	1195	Install West Entry Curtain Wall System	6	07JUL11	14JUL11
HEINAMAN	1218	Clad Main Entry Columns for store front	10	07JUL11	20JUL11
Area A					
VENTURA	2278	Start Ceramic Tile in Mens Restrooms 1112	5	24MAY11	31MAY11
VENTURA	2288	Start Ceramic Tile in Womens Restrooms 1113	5	24MAY11	31MAY11
COMMERCIAL	2778	Install flashing at strip window room 1063	1	24MAY11	24MAY11
KHS&S	2828	Tapping walls & ceiling to follow 5' leave out	5	24MAY11	31MAY11
KHS&S	2838	Texture walls and ceiling follow 5' leave out	5	24MAY11	31MAY11
KHS&S	2848	Paint walls &clgs to follow 5' leave out work	5	24MAY11	31MAY11
MOJAVE	3028	R/I Overhead power, control, fire alarm	1	24MAY11	24MAY11
KHS&S	2788	Complete framing around columns at strip window	2	25MAY11	26MAY11
MOJAVE	3038	Pull Overhead Circuits back to panels	2	25MAY11	26MAY11
KHS&S	2858	Start suspended ceilings per 5' leave out work	5	26MAY11	02JUN11
HEINAMAN	2798	Install strip window in Room 1063 Open Office	2	27MAY11	31MAY11
VENTURA	2238	Start Ceramic Tile in Mens Restrooms 1084 ,1080	15	01JUN11	21JUN11
VENTURA	2248	Start Ceramic Tile in Womens Restrooms 1085,1081	15	01JUN11	21JUN11
CITY INSP.	2808	City sign off all overhead electrical r/i area A	1	01JUN11	01JUN11
ISEC	3418	Install sink sub countertop	2	01JUN11	02JUN11
KHS&S	2818	Complete all clg. and soffit install of Drywall	1	02JUN11	02JUN11
MOJ. & BOM	2998	R/I MEP in suspended ceilings	5	03JUN11	09JUN11
VENTURA	3428	Install sink stone countertop	2	03JUN11	06JUN11
BOMBARD	3368	Install plumbing fixtures in Restrooms	5	07JUN11	13JUN11
COMMERCIAL	2768	Install waterproofing at strip window rm.1063	1	10JUN11	10JUN11

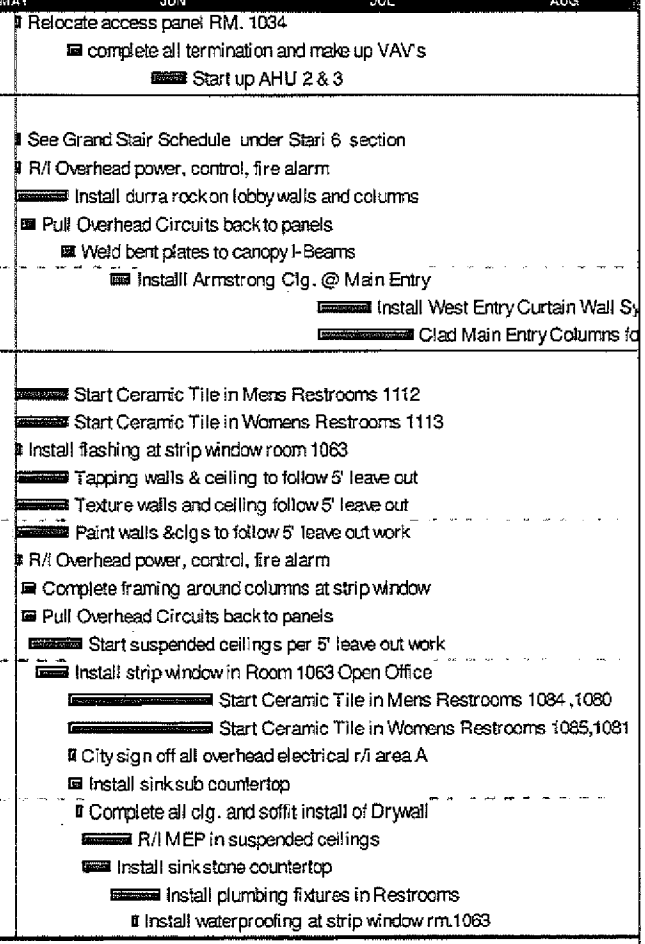

Run date	24MAY11
Page number	9A
Data date	24MAY11
© Primavera Systems, Inc.	

The Whiting-Turner Contracting Co.
LVCH 4 Week Schedule

- Early bar
- Progress bar
- Critical bar
- Summary bar
- Start milestone point
- Finish milestone point

J56.1-338

MOJ01740
JA 00005516

Responsibility	Act ID	Description	Orig Dur	Early Start	Early Finish
Area B					
VENTURA	2258	Start Ceramic Tile in Mens Restrooms 1140	1	24MAY11	24MAY11
VENTURA	2268	Start Ceramic Tile in Womens Restrooms 1141	1	24MAY11	24MAY11
KHS&S	2738	See 5' leave out work schedule for finishes	1	24MAY11	24MAY11
ISEC	3438	Install sink sub countertop	2	25MAY11	26MAY11
VENTURA	3448	Install sink stone countertop	2	27MAY11	31MAY11
BOMBARD	3458	Install plumbing fixtures in Restrooms	5	01JUN11	07JUN11
Area C					
KHS&S	1088	RFI Sound Hard Lids in Edit Rooms 1-7	1	24MAY11	24MAY11
MOJAVE	1108	R/I Overhead power, control, fire alarm	1	24MAY11	24MAY11
KHS&S	1228	Install walls full height Mech Rm.1117	5	24MAY11	31MAY11
MOJAVE	1158	Pull Overhead Circuits back to panels	2	25MAY11	26MAY11
Area D					
KHS&S	1098	KHS&S RFI sound rated soffit needs resolved	1	24MAY11	24MAY11
MOJAVE	1188	R/I Overhead power, control, fire alarm	1	25MAY11	25MAY11
MOJAVE	1208	Pull Overhead Circuits back to panels	2	26MAY11	27MAY11
General Area					
KHS&S	1628	Need direction on small SRT wall	3	24MAY11	26MAY11
ALL SUBS	1748	Complete Telecom Rooms 100 Finishes	5	24MAY11	31MAY11
ALL SUBS	1788	Complete work Bulletin 7 ALL AREAS	2	24MAY11	25MAY11
KHS&S	2018	Relocate access panel Room 2055	1	24MAY11	24MAY11
KHS&S	2028	Relocate access room 2010	1	25MAY11	25MAY11
BOMBARD	2038	Issue with Duct in 2048 to low	1	26MAY11	26MAY11
BOMBARD	1588	complete all termination and make up VAV's	2	02JUN11	03JUN11
BOMBARD	1618	Start up AHU 6	5	14JUN11	20JUN11
Area A					
VENTURA	2298	Start Ceramic Tile in Mens Restrooms 2015,2042	10	24MAY11	07JUN11
VENTURA	2308	Start Ceramic Tile in Womens Restrooms 2016,2041	10	24MAY11	07JUN11
MOJAVE	1438	R/I Overhead power, control, fire alarm	5	26MAY11	02JUN11
MOJAVE	1458	Pull Overhead Circuits back to panels	5	31MAY11	06JUN11
KHS&S	1328	Complete shaft wall framing	4	01JUN11	06JUN11

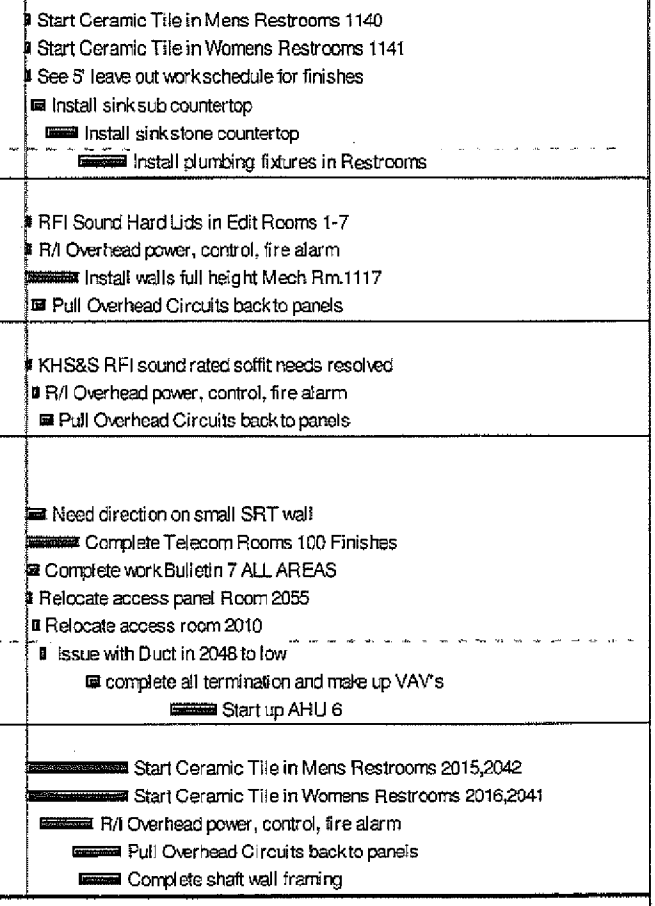

Run date	24MAY11
Page number	10A
Data date	24MAY11
© Primavera Systems, Inc.	

The Whiting-Turner Contracting Co.
LVCH 4 Week Schedule

- Early bar
- Progress bar
- Critical bar
- Summary bar
- Start milestone point
- Finish milestone point

J56.1-339

MOJ01741
JA 00005517

Responsibility	Act ID	Description	Orig Dur	Early Start	Early Finish
CITY INSP.	1338	Inspect Shaft wall Framing	1	07JUN11	07JUN11
KHS&S	1358	Tape and Finish Shaft walls	4	08JUN11	13JUN11
ISEC	1568	Install sink sub countertop	2	08JUN11	09JUN11
BOMBARD	1598	Install sink stone countertop	2	10JUN11	13JUN11
VENTURA	1608	Install plumbing fixtures in Restrooms	5	14JUN11	20JUN11
Area B					
MOJAVE	3068	R/I Overhead power, control, fire alarm	5	31MAY11	06JUN11
VENTURA	2318	Start Ceramic Tile in Mens Restrooms 2057	10	01JUN11	14JUN11
VENTURA	2328	Start Ceramic Tile in Womens Restrooms 22058	10	01JUN11	14JUN11
MOJAVE	3078	Pull Overhead Circuits back to panels	5	02JUN11	08JUN11
ISEC	3388	Install sink sub countertop	2	15JUN11	16JUN11
VENTURA	3468	Install sink stone countertop	2	17JUN11	20JUN11
BOMBARD	3478	Install plumbing fixtures in Restrooms	5	21JUN11	27JUN11
Area C					
MOJAVE	1468	R/I Overhead power, control, fire alarm	10	01JUN11	14JUN11
MOJAVE	1478	Pull Overhead Circuits back to panels	10	03JUN11	16JUN11
VENTURA	2338	Start Ceramic Tile in Mens Restrooms 22036	10	08JUN11	21JUN11
VENTURA	2348	Start Ceramic Tile in Womens Restrooms 2237	10	08JUN11	21JUN11
KHS&S	1368	Install Drywall B.O.H walls	3	14JUN11	16JUN11
ISEC	1398	Install sink sub countertop	2	22JUN11	23JUN11
VENTURA	1808	Install sink stone countertop	2	24JUN11	27JUN11
BOMBARD	1818	Install plumbing fixtures in Restrooms	5	28JUN11	05JUL11
2049 Prefunction					
KHS&S	2568	Framing of Undulating Venetion plaster wall 6,7	1	24MAY11	24MAY11
KHS&S	2569	Complete levels 2-7 of Serpentine plaster wall	1	24MAY11	24MAY11
KHS&S	2578	complete ceiling and soffit framing	1	24MAY11	24MAY11
KHS&S	2588	Complete JMA SK Dated 4-5-11 diffuser slot	1	24MAY11	24MAY11
KHS&S	2598	Complete JMA detail A framing at plate girder	1	24MAY11	24MAY11
KHS&S	2608	Complete1hr rated shaft wall per detail B	1	24MAY11	24MAY11
KHS&S	2618	Complete Smoke and fire safing perimeter seal	1	24MAY11	24MAY11
KHS&S	2638	Complete sect. of framing at plate girder soffit	1	24MAY11	24MAY11
WESTERN	2628	R/I sprinkler head per detail C JMA sk 4-11-11	4	25MAY11	31MAY11
ALL SUBS	2648	R/I Electrical, HVAC, Control and Fire alarm	1	25MAY11	25MAY11

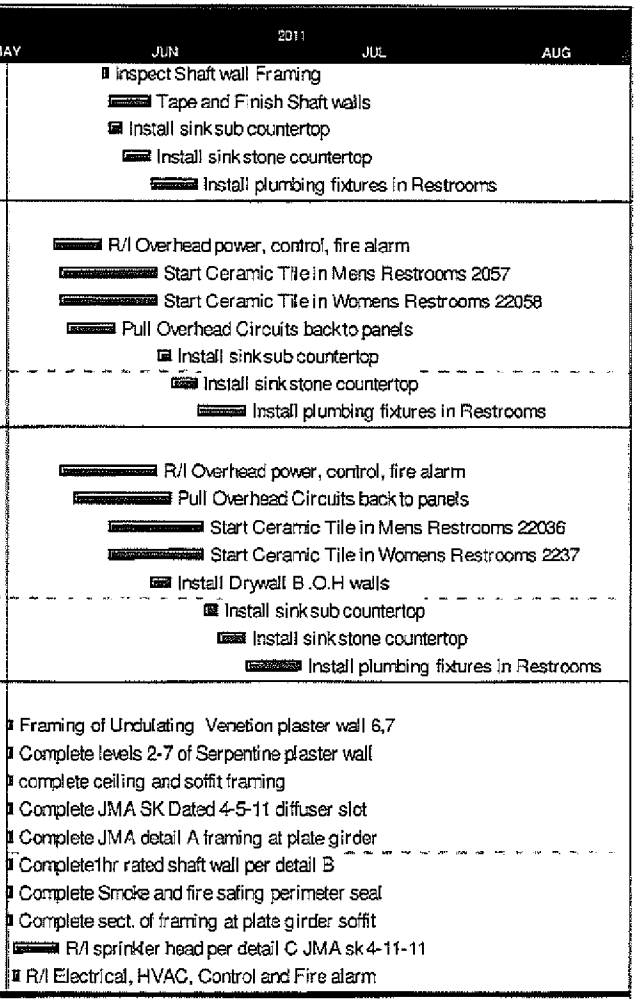

Run date 24MAY11
Page number 11A
Data date 24MAY11
© Primavera Systems, Inc.

The Whiting-Turner Contracting Co.
LVCH 4 Week Schedule

Early bar
Progress bar
Critical bar
Summary bar
Start milestone point
Finish milestone point

J56.1-340

Responsibility	Act ID	Description	Orig Dur	Early Start	Early Finish
CITY INSP.	2658	Inspect above framed walls and ceilings/soffits	1	26MAY11	26MAY11
CITY INSP.	2668	Inspect R/I MEP in above listed activities	1	26MAY11	26MAY11
KHS&S	2678	Start installing drywall, walls , soffits , clgs	5	27MAY11	03JUN11
HEINAMAN	3008	Install Metal Panels	10	09JUN11	22JUN11
Prefunction Items that need attention					
HEINAMAN	3328	Need to field measure and release to Fabricate	1	24MAY11	24MAY11
HEINAMAN	3288	West Entrance (fake wall) curtain wall	1	25MAY11	25MAY11
HEINAMAN	3298	East Entrance store front and canopy	1	26MAY11	26MAY11
HEINAMAN	3308	3rd floor Interior zig zag curtain wall	1	27MAY11	27MAY11
HEINAMAN	3318	Curtain Wall leading into Customer Service	1	31MAY11	31MAY11
2040 Council Chambers					
MOJ. & BOM	2698	R/I MEP in all walls Complete	1	24MAY11	24MAY11
CITY INSP.	2708	Inspect Framing and R/I Complete	1	24MAY11	24MAY11
MOJAVE	3018	Complete Overhead electrical, contr., fire alarm	1	24MAY11	24MAY11
URATA	3358	Form and pour raised floor under Dais.	3	24MAY11	26MAY11
KHS&S	2688	Complete drywall install North Zig Zag Wall	1	25MAY11	25MAY11
KHS&S	2718	Complete drywall on all walls	1	25MAY11	25MAY11
KHS&S	3048	Install Metal Ceiling Panels West to East	20	06JUN11	01JUL11
MOJ. & WES	3058	Install Mechanical and Sprinkler trim with Clg.	20	09JUN11	07JUL11
KHS&S	3338	Install Metal Panels on North Zig Zag Wall.	9	06JUL11	18JUL11
General Area					
KHS&S	1798	Need direction on small SRT wall	3	24MAY11	26MAY11
MOJAVE	2048	Layout drywall removal for Bulletin 10	1	24MAY11	24MAY11
KHS&S	2188	Install fire safing &fire caulk wall penitration	1	24MAY11	24MAY11
BOMBARD	1008	Install 3 NAE & NCE HVAC Controls	5	25MAY11	01JUN11
BOMBARD	1638	Complete electrical to AHU 7	2	25MAY11	26MAY11
MOJAVE	2748	r/i bulletin 10 security all alum door frames	3	25MAY11	27MAY11
CITY INSP.	2758	Inspect R/I Bulletin 10	1	31MAY11	31MAY11
KHS&S	2868	Patch and repair bulletin Drywall patches	5	01JUN11	07JUN11
MOJAVE	1498	Determine Emergency power for NAE's	1	02JUN11	02JUN11
ALL SUBS	1758	Complete Telecom Rooms 100 Finishes	5	02JUN11	08JUN11

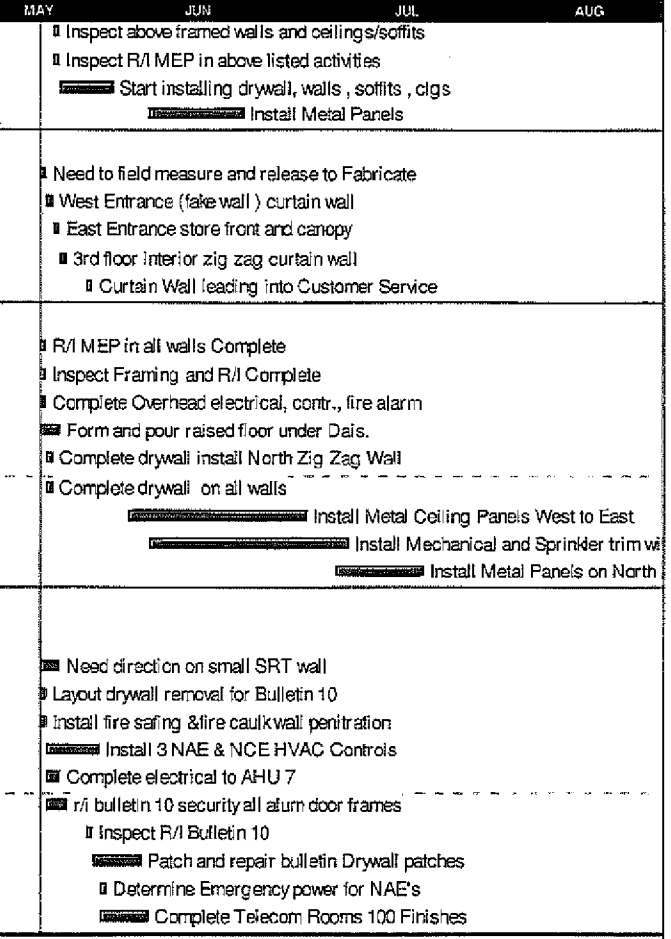

Run date	24MAY11
Page number	12A
Data date	24MAY11
© Primavera Systems, Inc.	

The Whiting-Turner Contracting Co.
LVCH 4 Week Schedule

Early bar
Progress bar
Critical bar
Summary bar
Start milestone point
Finish milestone point

J56.1-341

JA 00005519 MOJ01743

Responsibility	Act ID	Description	Orig Dur	Early Start	Early Finish
BOMBARD	1508	Complete power to NAE and NCE's	2	03JUN11	06JUN11
BOMBARD	1648	Start up AHU 7	5	01JUL11	08JUL11
Area A					
MOJAVE	3088	R/I Overhead power, control, fire alarm	10	01JUN11	14JUN11
MOJAVE	3098	Pull Overhead Circuits back to panels	10	03JUN11	16JUN11
VENTURA	2358	Start Ceramic Tile in Mens Restrooms 3030,3047	15	08JUN11	28JUN11
VENTURA	2368	Start Ceramic Tile in Womens Restrooms 3031,3046	15	08JUN11	28JUN11
ISEC	3398	Install sink sub countertop	2	29JUN11	30JUN11
VENTURA	3488	Install sink stone countertop	2	01JUL11	05JUL11
BOMBARD	3498	Install plumbing fixtures in Restrooms	5	06JUL11	12JUL11
Area B					
MOJAVE	3108	R/I Overhead power, control, fire alarm	10	01JUN11	14JUN11
MOJAVE	3118	Pull Overhead Circuits back to panels	10	03JUN11	16JUN11
Level 1					
General Area					
BOMBARD	1018	complete all termination and make up VAV's	5	24MAY11	31MAY11
KHS&S	1898	Need direction on small SRT wall	3	24MAY11	26MAY11
KHS&S	2198	Install fire caulk wall penitration	1	24MAY11	24MAY11
MOJAVE	2878	Layout drywall removal for Bulletin 10	1	25MAY11	25MAY11
MOJAVE	2888	r/i bulletin 10 security all alum door frames	3	26MAY11	31MAY11
CITY INSP.	2898	Inspect R/I Bulletin 10	1	01JUN11	01JUN11
KHS&S	2908	Patch and repair bulletin Drywall patches	5	02JUN11	08JUN11
ALL SUBS	1838	Complete Telecom Rooms 100 Finishes	5	03JUN11	09JUN11
BOMBARD	1828	Start up AHU 8	5	11JUL11	15JUL11
Area A					
MOJAVE	3128	R/I Overhead power, control, fire alarm	10	01JUN11	14JUN11
MOJAVE	3138	Pull Overhead Circuits back to panels	10	03JUN11	16JUN11
VENTURA	2378	Start Ceramic Tile in Mens Restrooms 4053,4057	15	15JUN11	06JUL11
VENTURA	2388	Start Ceramic Tile in Womens Restrooms 4031,4056	15	07JUL11	27JUL11
ISEC	3378	Install sink sub countertop	2	28JUL11	29JUL11
VENTURA	3408	Install sink stone countertop	2	01AUG11	02AUG11
BOMBARD	3508	Install plumbing fixtures in Restrooms	5	03AUG11	09AUG11

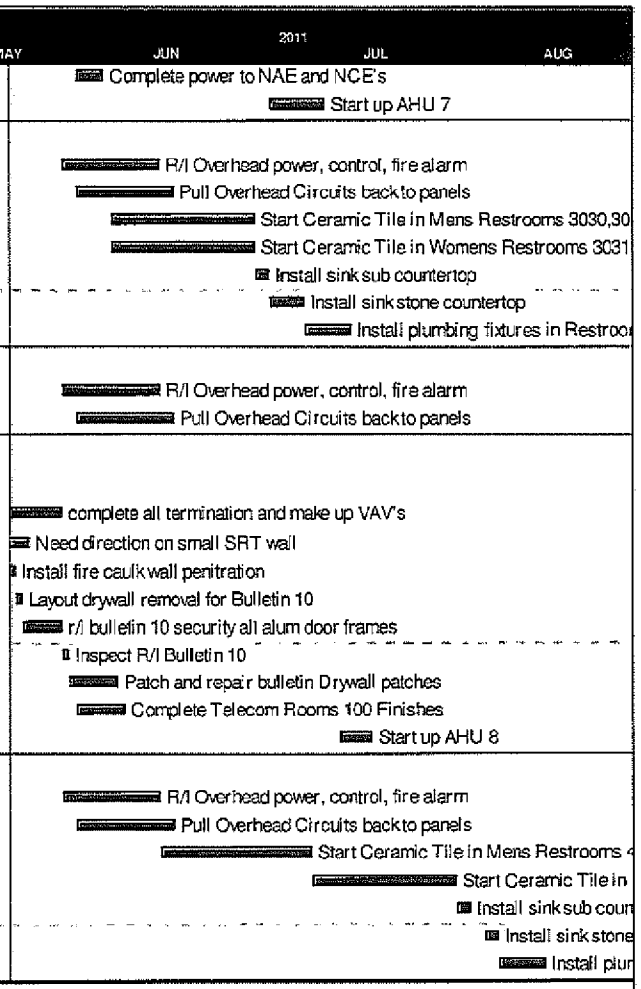

Run date 24MAY11
Page number 13A
Data date 24MAY11
© Primavera Systems, Inc.

The Whiting-Turner Contracting Co.
LVCH 4 Week Schedule

Early bar
Progress bar
Critical bar
Summary bar
Start milestone point
Finish milestone point

MOJ01744
JA 00005520

Responsibility	Act ID	Description	Orig Dur	Early Start	Early Finish
Area B					
MOJAVE	3148	R/I Overhead power, control, fire alarm	5	03JUN11	09JUN11
MOJAVE	3158	Pull Overhead Circuits back to panels	5	07JUN11	13JUN11
General Area					
BOMBARD	1028	complete all termination and make up VAV's	5	24MAY11	31MAY11
KHS&S	1078	Need direction on small SRT wall	3	24MAY11	26MAY11
KHS&S	2208	Install fire caulk wall penitration	5	26MAY11	02JUN11
MOJAVE	2918	Layout drywall removal for Bulletin 10	1	27MAY11	27MAY11
MOJAVE	2928	r/i bulletin 10 security all alum door frames	3	31MAY11	02JUN11
CITY INSP.	2938	Inspect R/I Bulletin 10	1	03JUN11	03JUN11
ALL SUBS	1878	Complete Telecom Rooms 100 Finishes	5	06JUN11	10JUN11
KHS&S	2948	Patch and repair bulletin Drywall patches	5	06JUN11	10JUN11
BOMBARD	1848	Complete chill water connection to AHU 9	2	07JUN11	08JUN11
MOJAVE	1858	Complete electrical to AHU 9	3	09JUN11	13JUN11
BOMBARD	1868	Start up AHU 9	5	13JUL11	19JUL11
Area A					
MOJAVE	3188	R/I Overhead power, control, fire alarm	10	15JUN11	28JUN11
MOJAVE	3198	Pull Overhead Circuits back to panels	10	17JUN11	30JUN11
VENTURA	2398	Start Ceramic Tile in Mens Restrooms 5040,5033	15	14JUL11	03AUG11
VENTURA	2408	Start Ceramic Tile in Womens Restrooms 5039,5032	15	14JUL11	03AUG11
Area B					
MOJAVE	3168	R/I Overhead power, control, fire alarm	10	15JUN11	28JUN11
MOJAVE	3178	Pull Overhead Circuits back to panels	10	17JUN11	30JUN11
General Area					
KHS&S	1518	Need direction on small SRT wall	3	24MAY11	26MAY11
BOMBARD	1448	Install 3 NAE & NCE HVAC Controls	5	27MAY11	03JUN11
KHS&S	2218	Install fire safing &fire caulk wall penitration	2	31MAY11	01JUN11
MOJAVE	2958	Layout drywall removal for Bulletin 10	1	31MAY11	31MAY11
MOJAVE	2968	r/i bulletin 10 security all alum door frames	3	01JUN11	03JUN11
MOJAVE	1528	Determine Emergency power for NAE's	1	06JUN11	06JUN11

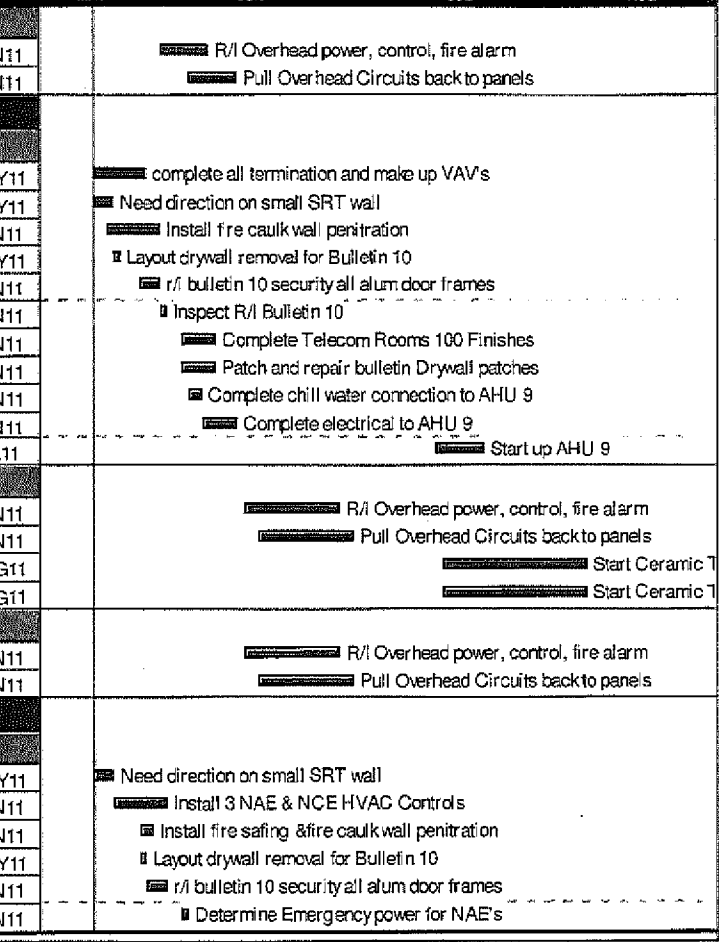

Run date	24MAY11
Page number	14A
Data date	24MAY11
© Primavera Systems, Inc.	

The Whiting-Turner Contracting Co.
LVCH 4 Week Schedule

- Early bar
- Progress bar
- Critical bar
- Summary bar
- Start milestone point
- Finish milestone point

MOJ01745
JA 00005521

Responsibility	Act ID	Description	Orig Dur	Early Start	Early Finish
CITY INSP.	2978	Inspect R/I Bulletin 10	1	06JUN11	06JUN11
MOJAVE	1538	Complete power to NAE and NCE's	2	07JUN11	08JUN11
BOMBARD	1678	Complete chill water connection to AHU 10	2	07JUN11	08JUN11
ALL SUBS	1788	Complete Telecom Rooms 100 Finishes	5	07JUN11	13JUN11
KHS&S	2988	Patch and repair bulletin Drywall patches	5	07JUN11	13JUN11
BOMBARD	1548	complete all termination and make up VAV's	5	09JUN11	15JUN11
MOJAVE	1688	Complete electrical to AHU 10	3	13JUL11	15JUL11
BOMBARD	1698	Start Up AHU 10	5	14JUL11	20JUL11
Area A					
MOJAVE	3208	R/I Overhead power, control, fire alarm	5	17JUN11	23JUN11
MOJAVE	3218	Pull Overhead Circuits back to panels	5	21JUN11	27JUN11
VENTURA	2418	Start Ceramic Tile in Mens Restrooms 6057,6051	15	21JUL11	10AUG11
VENTURA	2428	Start Ceramic Tile in Womens Restrooms 6056,6060	15	21JUL11	10AUG11
Area B					
MOJAVE	3228	R/I Overhead power, control, fire alarm	5	21JUN11	27JUN11
MOJAVE	3238	Pull Overhead Circuits back to panels	5	23JUN11	29JUN11
General Area					
KHS&S	2226	Install fire safing &fire caulk wall penitration	2	24MAY11	25MAY11
KHS&S	3348	Need direction on small SRT wall	3	24MAY11	26MAY11
MOJAVE	1998	Layout lighting for KHS&S	1	26MAY11	26MAY11
BOMBARD	2008	Layout access panels for KHS&S	1	26MAY11	26MAY11
ALL SUBS	2128	In wall rough-in signed off	1	27MAY11	27MAY11
KHS&S	2129	Complete core framing walls and restrooms walls	2	31MAY11	01JUN11
KHS&S	2138	Install drywall all walls	5	31MAY11	06JUN11
BOMBARD	1708	Complete chill water connection to AHU 11	2	07JUN11	08JUN11
ALL SUBS	1778	Complete Telecom Rooms 100 Finishes	5	08JUN11	14JUN11
MOJAVE	1718	Complete electrical to AHU 11	3	09JUN11	13JUN11
BOMBARD	1668	complete all termination and make up VAV's	5	10JUN11	16JUN11
BOMBARD	1728	Start Up AHU 11	5	15JUL11	21JUL11
Area A					
MOJAVE	3248	R/I Overhead power, control, fire alarm	5	23JUN11	29JUN11

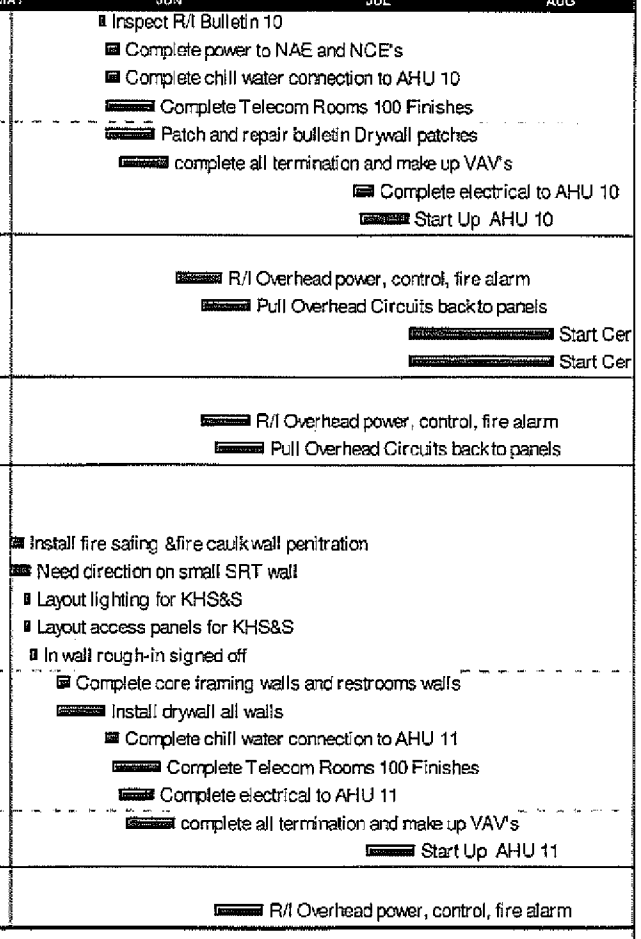

Run date	24MAY11
Page number	15A
Data date	24MAY11
© Primavera Systems, Inc.	

The Whiting-Turner Contracting Co.
LVCH 4 Week Schedule

- Early bar
- Progress bar
- Critical bar
- Summary bar
- Start milestone point
- Finish milestone point

J56.1-344

JA 0005322

Responsibility	Act ID	Description	Orig Dur	Early Start	Early Finish
MOJAVE	3258	Pull Overhead Circuits back to panels	5	27JUN11	01JUL11
VENTURA	2438	Start Ceramic Tile in Mens Restrooms 7063,7057	15	28JUL11	17AUG11
VENTURA	2448	Start Ceramic Tile in Womens Restrooms 7062,7056	15	28JUL11	17AUG11
VENTURA	2458	Start Ceramic Tile Mayor's Restrooms7002,7003	10	18AUG11	31AUG11
Area B					
MOJAVE	3268	R/I Overhead power, control, fire alarm	5	27JUN11	01JUL11
MOJAVE	3278	Pull Overhead Circuits back to panels	5	29JUN11	06JUL11
General Area					
KHS&S	1658	Complete framing /drywall at Elevator Lobby	5	27MAY11	03JUN11
Stairwell					
Stair #1 (GRAND STAIR)					
SME	958	Complete all steel modifications to stair	3	24MAY11	26MAY11
SME	1058	Install Nelson Studs at Metal Deck Landings	2	24MAY11	25MAY11
URATA	1038	Pour stair pans/ block out for handrails	1	26MAY11	26MAY11
KHS&S	968	Frame Electrical room 1013	1	27MAY11	27MAY11
U. BRASS	1048	Install hand rail insert embeds	1	27MAY11	27MAY11
KHS&S	969	Install door frame	1	31MAY11	31MAY11
MOJAVE	978	R/I Electrical in walls and install panels	1	31MAY11	31MAY11
KHS&S	1238	Install framing inbetween Steel Tubes	5	31MAY11	06JUN11
CITY INSP.	988	Inpect electrical r/i	1	01JUN11	01JUN11
KHS&S	998	Frame 1 hour seperation ceiling under stair 1	1	02JUN11	02JUN11
MOJAVE	1128	R/I Lighting in ceiling	1	03JUN11	03JUN11
CITY INSP.	1138	Inspect electrical r/i in ceiling	1	06JUN11	06JUN11
YESCO	979	Install light boxes	5	07JUN11	13JUN11
KHS&S	1148	Install drywall	1	07JUN11	07JUN11
DH PACE	1168	Install door and hardware .lockable room	1	08JUN11	08JUN11
KHS&S	1178	Finish tape and mud walls level 4 finish	5	09JUN11	15JUN11
Stair # 2					
KHS&S	608	Texture walls for paint	5	08JUN11	14JUN11
KHS&S	618	Take down Scaffold on level 8	1	15JUN11	15JUN11

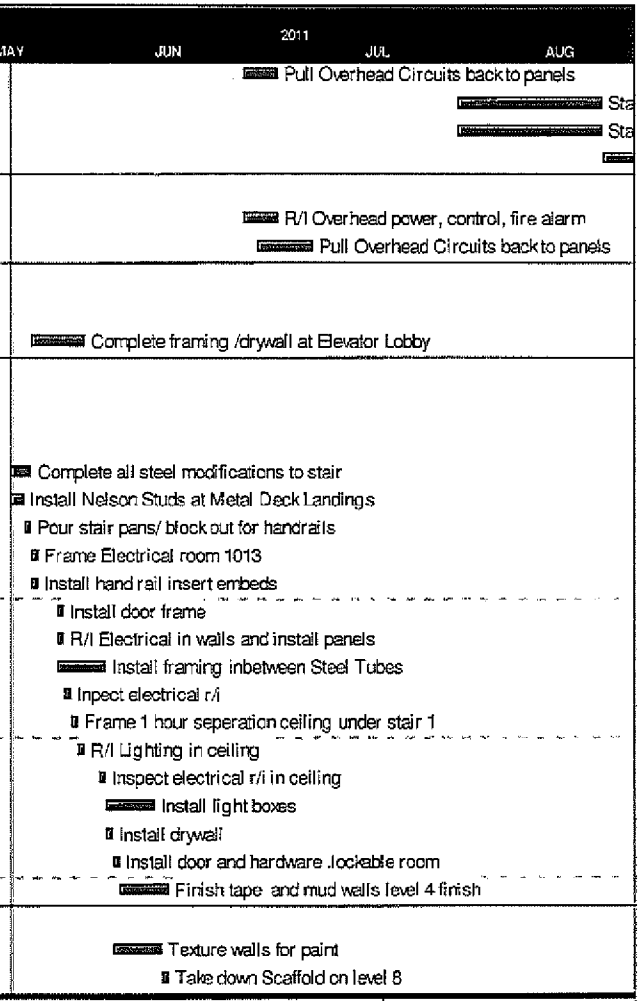

Run date	24MAY11
Page number	16A
Data date	24MAY11
© Primavera Systems, Inc.	

The Whiting-Turner Contracting Co.
LVCH 4 Week Schedule

- Early bar
- Progress bar
- Critical bar
- Summary bar
- Start milestone point
- Finish milestone point

MOJ01747
JA 00005523

Responsibility	Act ID	Description	Orig Dur	Early Start	Early Finish
Stair #3A					
KHS&S	508	Taping level 4 finish	5	15JUN11	21JUN11
KHS&S	518	Texture walls for paint	2	22JUN11	23JUN11
Stair #3B					
KHS&S	578	Tape and finish level 4 Stairwell B up to 6	5	15JUN11	21JUN11
KHS&S	598	Texture walls for paint	2	22JUN11	23JUN11
KHS&S	628	Take down Scaffold on level 6	1	24JUN11	24JUN11
Stair #4					
ALL SUBS	648	Complete stair 4 100% ready for paint	5	24MAY11	31MAY11
MOJAVE	658	Remove Temp lighting and patch wall	1	01JUN11	01JUN11
Stair #5					
ALL SUBS	668	Complete stair 5 100% ready for paint	5	01JUN11	07JUN11
Stair # 6					
MOJAVE	838	Pull conductors on wall for Lights	3	31MAY11	02JUN11
COMMERCIAL	898	Install Waterproofing	5	31MAY11	06JUN11
MOJAVE	878	Install Lights	5	03JUN11	09JUN11
COMMERCIAL	908	Install Pavers	10	07JUN11	20JUN11
SME	888	Install Handrails	5	10JUN11	16JUN11
Area A 5' Leave Out Crew					
KHS&S	948	Prime and paint walls / ceilings	2	24MAY11	25MAY11
SW SUN CNT	929	Install Mecho Shade pockets	3	26MAY11	31MAY11
MOJAVE	2178	Install electrical trim, cover plates .	1	26MAY11	26MAY11
KHS&S	2728	Install Suspended Ceiling System	5	26MAY11	02JUN11
Area B 5' Leave Out Crew					
KHS&S	B-170	Tape walls/ ceilings to level 4	5	24MAY11	31MAY11
KHS&S	B-180	Mask and spray texture	2	01JUN11	02JUN11
KHS&S	B-190	Prime and paint walls / ceilings	4	03JUN11	08JUN11
SW SUN CNT	B-161	Install Mecho Shade pockets	3	09JUN11	13JUN11
MOJAVE	B-200	Install electrical trim, cover plates .	1	09JUN11	09JUN11

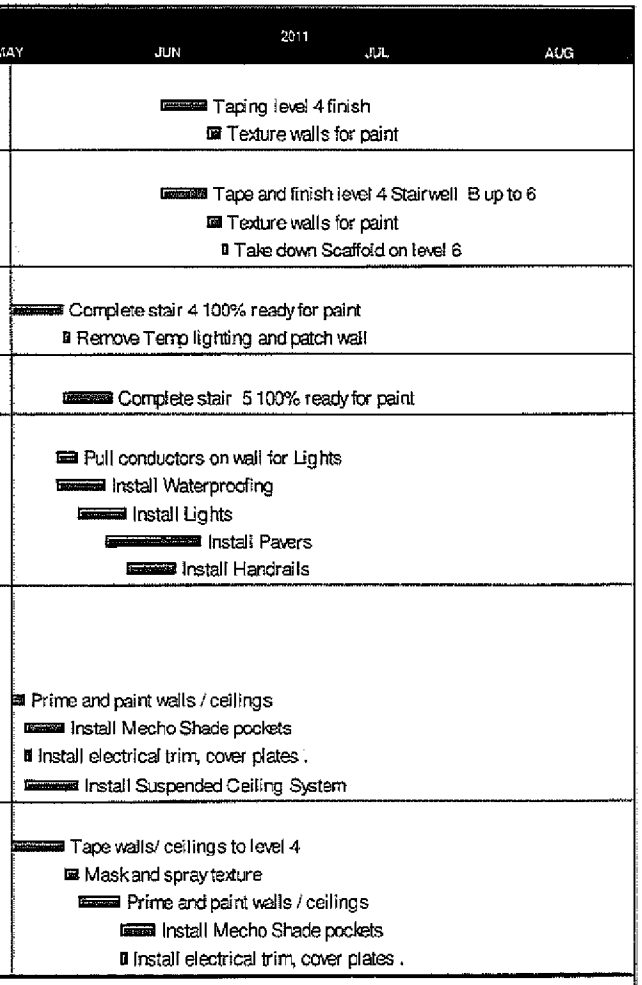

Run date 24MAY11
Page number 17A
Data date 24MAY11
© Primavera Systems, Inc.

The Whiting-Turner Contracting Co.
LVCH 4 Week Schedule

Early bar
Progress bar
Critical bar
Summary bar
Start milestone point
Finish milestone point

Responsibility	Act ID	Description	Orig Dur	Early Start	Early Finish
KHS&S	B-210	Install Suspended Ceiling System	5	09JUN11	15JUN11
Area A 5' Leave Out Crew					
KHS&S	C-170	Tape walls/ ceilings to level 4	1	24MAY11	24MAY11
KHS&S	C-180	Mask and spray texture	2	25MAY11	26MAY11
KHS&S	C-190	Prime and paint walls / ceilings	4	27MAY11	02JUN11
MOJAVE	C-200	Install electrical trim, cover plates .	1	03JUN11	03JUN11
KHS&S	C-210	Install Suspended Ceiling System	5	03JUN11	09JUN11
SW SUN CNT	C-220	Install Mecho Shade pockets	1	03JUN11	03JUN11
Area B 5' Leave Out Crew					
KHS&S	2-220	Hang all drywall	1	24MAY11	24MAY11
KHS&S	2-170	Tape walls/ ceilings to level 4	5	25MAY11	01JUN11
KHS&S	2-180	Mask and spray texture	2	02JUN11	03JUN11
KHS&S	2-190	Prime and paint walls / ceilings	4	06JUN11	09JUN11
SW SUN CNT	2-161	Install Mecho Shade pockets	3	10JUN11	14JUN11
MOJAVE	2-200	Install electrical trim, cover plates .	1	10JUN11	10JUN11
KHS&S	2-210	Install Suspended Ceiling System	5	10JUN11	16JUN11
Area A 5' Leave Out Crew					
MOJAVE	3-120	Electrical rough in at knee wall	1	24MAY11	24MAY11
MOJAVE	3-160	Electrical rough in at leave out wall	1	24MAY11	24MAY11
KHS&S	3-170	Hang all drywall	2	25MAY11	26MAY11
KHS&S	3-190	Tape walls/ ceilings to level 4	5	27MAY11	03JUN11
KHS&S	3-200	Mask and spray texture	2	06JUN11	07JUN11
KHS&S	3-210	Prime and paint walls / ceilings	4	08JUN11	13JUN11
MOJAVE	3-220	Install electrical trim, cover plates .	1	08JUN11	08JUN11
SW SUN CNT	3-180	Install Mecho Shade pockets	3	14JUN11	16JUN11
KHS&S	3-230	Install Suspended Ceiling System	5	14JUN11	20JUN11
ALL SUBS	3-240	Install Grills/ Sprinkler heads/ Electrical trim	5	21JUN11	27JUN11
Area B 5' Leave Out Crew					
MOJAVE	3-320	Electrical rough in at knee wall	3	24MAY11	26MAY11
KHS&S	3-330	Frame Mecho shade soffit	1	24MAY11	24MAY11

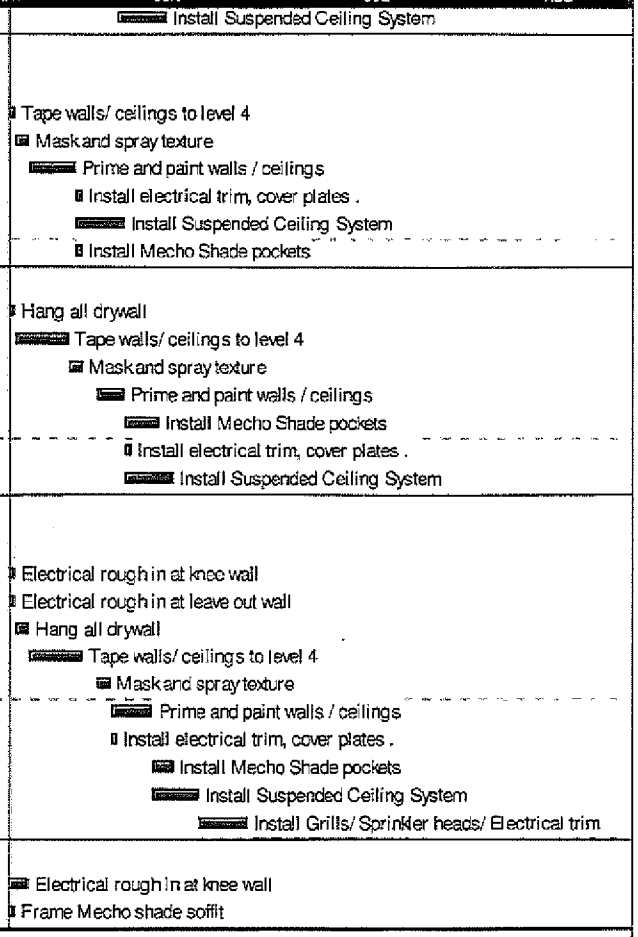

Run date 24MAY11
Page number 18A
Data date 24MAY11
© Primavera Systems, Inc.

The Whiting-Turner Contracting Co.
LVCH 4 Week Schedule

Early bar
Progress bar
Critical bar
Summary bar
Start milestone point
Finish milestone point

MOJ01749
JA 00005525

Responsibility	Act ID	Description	Orig Dur	Early Start	Early Finish
MOJAVE	3-360	Electrical rough in at leave out wall	1	24MAY11	24MAY11
SW SUN CNT	3-350	Field Measure Mecho Shades	1	25MAY11	25MAY11
KHS&S	3-370	Hang all drywall	2	25MAY11	26MAY11
KHS&S	3-390	Tape walls/ ceilings to level 4	5	27MAY11	03JUN11
KHS&S	3-400	Mask and spray texture	2	06JUN11	07JUN11
KHS&S	3-410	Prime and paint walls / ceilings	4	08JUN11	13JUN11
SW SUN CNT	3-380	Install Mecho Shade pockets	3	14JUN11	16JUN11
MOJAVE	3-420	Install electrical trim, cover plates .	1	14JUN11	14JUN11
KHS&S	3-430	Install Suspended Ceiling System	5	14JUN11	20JUN11
ALL SUBS	3-440	Install Grills/ Sprinkler heads/ Electrical trim	5	21JUN11	27JUN11
Area A 5' Leave Out Crew					
MOJAVE	4-120	Electrical rough in at knee wall	3	24MAY11	26MAY11
MOJAVE	4-160	Electrical rough in at leave out wall	3	24MAY11	26MAY11
KHS&S	4-170	Hang all drywall	2	27MAY11	31MAY11
KHS&S	4-190	Tape walls/ ceilings to level 4	5	01JUN11	07JUN11
KHS&S	4-200	Mask and spray texture	2	08JUN11	09JUN11
KHS&S	4-210	Prime and paint walls / ceilings	3	10JUN11	14JUN11
SW SUN CNT	4-180	Install Mecho Shade pockets	3	15JUN11	17JUN11
MOJAVE	4-220	Install electrical trim, cover plates .	1	15JUN11	15JUN11
KHS&S	4-230	Install Suspended Ceiling System	5	15JUN11	21JUN11
Area B 5' Leave Out Crew					
MOJAVE	4-320	Electrical rough in at knee wall	3	24MAY11	26MAY11
MOJAVE	4-360	Electrical rough in at leave out wall	3	24MAY11	26MAY11
KHS&S	4-370	Hang all drywall	2	27MAY11	31MAY11
KHS&S	4-390	Tape walls/ ceilings to level 4	5	01JUN11	07JUN11
KHS&S	4-400	Mask and spray texture	2	08JUN11	09JUN11
KHS&S	4-410	Prime and paint walls / ceilings	3	10JUN11	14JUN11
SW SUN CNT	4-380	Install Mecho Shade pockets	3	15JUN11	17JUN11
MOJAVE	4-420	Install electrical trim, cover plates .	1	15JUN11	15JUN11
KHS&S	4-430	Install Suspended Ceiling System	5	15JUN11	21JUN11

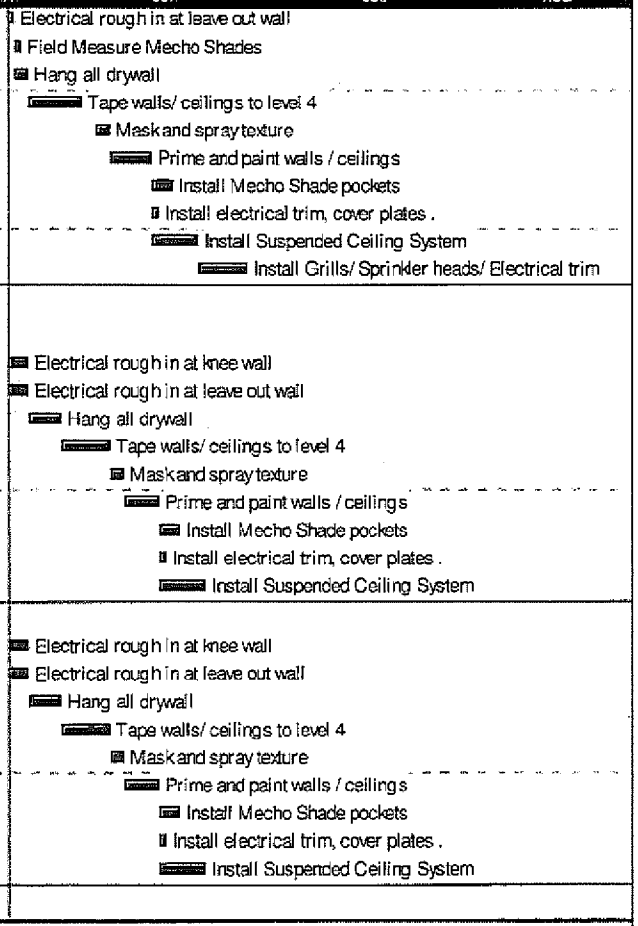

Run date	24MAY11
Page number	19A
Data date	24MAY11
© Primavera Systems, Inc.	

The Whiting-Turner Contracting Co.
LVCH 4 Week Schedule

- Early bar
- Progress bar
- Critical bar
- Summary bar
- Start milestone point
- Finish milestone point

J56.1-348

MOJ01750
JA 00005526

Responsibility	Act ID	Description	Orig Dur	Early Start	Early Finish
Area A 5' Leave Out Crew					
MOJAVE	5-120	Electrical rough in at knee wall	3	24MAY11	26MAY11
SW SUN CNT	5-150	Field Measure Mecho Shades	1	24MAY11	24MAY11
MOJAVE	5-160	Electrical rough in at leave out wall	1	24MAY11	24MAY11
KHS&S	5-170	Hang all drywall	2	25MAY11	26MAY11
KHS&S	5-190	Tape walls/ ceilings to level 4	5	27MAY11	03JUN11
KHS&S	5-200	Mask and spray texture	2	06JUN11	07JUN11
KHS&S	5-210	Prime and paint walls / ceilings	3	08JUN11	10JUN11
SW SUN CNT	5-180	Install Mecho Shade pockets	3	13JUN11	15JUN11
MOJAVE	5-220	Install electrical trim, cover plates .	1	13JUN11	13JUN11
KHS&S	5-230	Install Suspended Ceiling System	5	13JUN11	17JUN11
Area B 5' Leave Out Crew					
MOJAVE	5-320	Electrical rough in at knee wall	3	24MAY11	26MAY11
MOJAVE	5-360	Electrical rough in at leave out wall	1	24MAY11	24MAY11
KHS&S	5-370	Hang all drywall	2	25MAY11	26MAY11
KHS&S	5-390	Tape walls/ ceilings to level 4	5	27MAY11	03JUN11
KHS&S	5-400	Mask and spray texture	2	06JUN11	07JUN11
KHS&S	5-410	Prime and paint walls / ceilings	3	08JUN11	10JUN11
SW SUN CNT	5-380	Install Mecho Shade pockets	3	13JUN11	15JUN11
MOJAVE	5-420	Install electrical trim, cover plates .	1	13JUN11	13JUN11
KHS&S	5-430	Install Suspended Ceiling System	5	13JUN11	17JUN11
Area A 5' Leave Out Crew					
KHS&S	6-100	Crew to start working counter clockwise	1	24MAY11	24MAY11
KHS&S	6-110	Frame knee wall	3	24MAY11	26MAY11
MOJAVE	6-120	Electrical rough in at knee wall	3	24MAY11	26MAY11
KHS&S	6-130	Frame Mecho shade soffit	4	24MAY11	27MAY11
KHS&S	6-140	Frame 5' leave out wall	2	24MAY11	25MAY11
SW SUN CNT	6-150	Field Measure Mecho Shades	1	26MAY11	26MAY11
MOJAVE	6-160	Electrical rough in at leave out wall	1	26MAY11	26MAY11
KHS&S	6-170	Hang all drywall	2	27MAY11	31MAY11
SW SUN CNT	6-180	Install Mecho Shade pockets	3	01JUN11	03JUN11

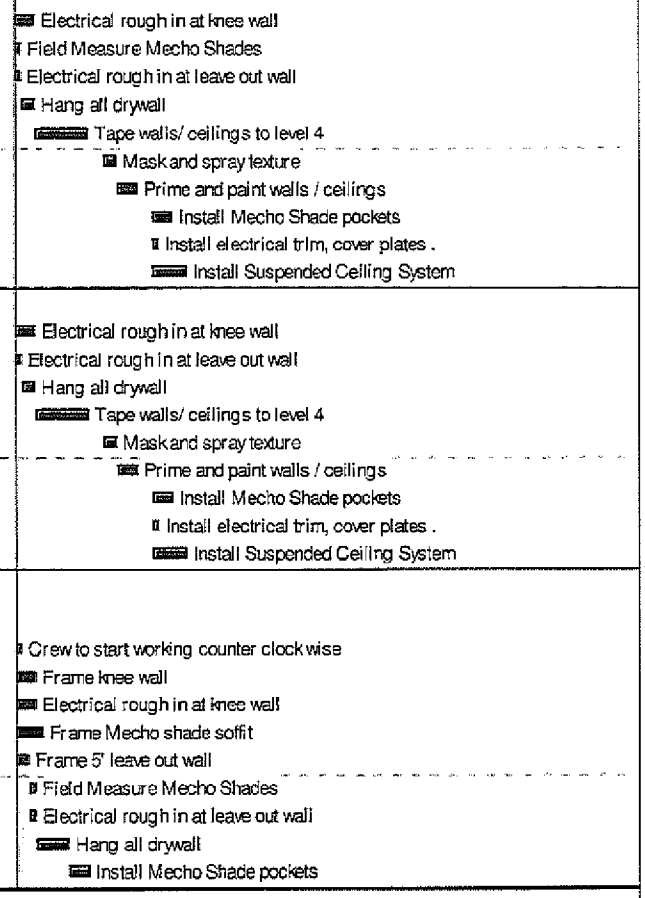

Run date	24MAY11
Page number	20A
Data date	24MAY11
© Primavera Systems, Inc.	

The Whiting-Turner Contracting Co.
LVCH 4 Week Schedule

Early bar
Progress bar
Critical bar
Summary bar
Start milestone point
Finish milestone point

MOJ01751
JA 00005527

Responsibility	Act ID	Description	Orig Dur	Early Start	Early Finish
KHS&S	6-190	Tape walls/ ceilings to level 4	5	01JUN11	07JUN11
KHS&S	6-200	Mask and spray texture	2	08JUN11	09JUN11
KHS&S	6-210	Prime and paint walls / ceilings	3	10JUN11	14JUN11
MOJAVE	6-220	Install electrical trim, cover plates .	1	15JUN11	15JUN11
KHS&S	6-230	Install Suspended Ceiling System	5	15JUN11	21JUN11
Area B 5' Leave Out Crew					
KHS&S	6-300	Crew to start working counter clockwise	1	25MAY11	25MAY11
KHS&S	6-310	Frame knee wall	3	25MAY11	27MAY11
MOJAVE	6-320	Electrical rough in at knee wall	3	25MAY11	27MAY11
KHS&S	6-330	Frame Mecho shade soffit	4	25MAY11	31MAY11
KHS&S	6-340	Frame 5' leave out wall	2	25MAY11	26MAY11
SW SUN CNT	6-350	Field Measure Mecho Shades	1	27MAY11	27MAY11
MOJAVE	6-360	Electrical rough in at leave out wall	1	27MAY11	27MAY11
KHS&S	6-370	Hang all drywall	2	31MAY11	01JUN11
SW SUN CNT	6-380	Install Mecho Shade pockets	3	02JUN11	06JUN11
KHS&S	6-390	Tape walls/ ceilings to level 4	5	02JUN11	08JUN11
KHS&S	6-400	Mask and spray texture	2	09JUN11	10JUN11
KHS&S	6-410	Prime and paint walls / ceilings	3	13JUN11	15JUN11
MOJAVE	6-420	Install electrical trim, cover plates .	1	16JUN11	16JUN11
KHS&S	6-430	Install Suspended Ceiling System	5	16JUN11	22JUN11
Electrical Distribution / Generator Activities					
Single Line Distribution					
MOJAVE	88	Lock Out Tag Out proceedure is Active	1	24MAY11	24MAY11
MOJAVE	268	MSB Hot to Panel HDPRBA level 8 hot to pumps	1	24MAY11	24MAY11
MOJAVE	258	MSA and MSB Main Distribution Panels HOT	1	25MAY11	25MAY11
Generator Start Up					
MOJAVE	808	Install Breakers to Block Heaters (done)	1	24MAY11	24MAY11
MOJAVE	2158	Pull Wire between PSG and Generator(done)	1	24MAY11	24MAY11
MOJAVE	2168	Install Internal components in Generator(done)	1	24MAY11	24MAY11
MOJAVE	2468	Terminate and land conductors in PSG.(done)	1	24MAY11	24MAY11
MOJAVE	2478	Install Remote Shunt Trip Station	4	24MAY11	27MAY11

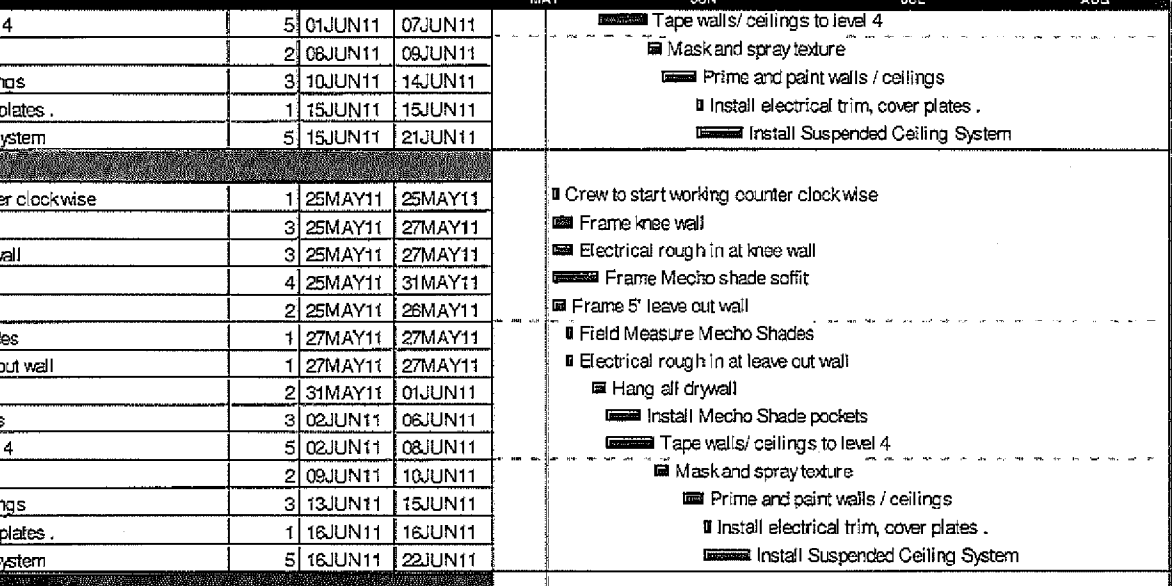

Run date	24MAY11
Page number	21A
Data date	24MAY11
© Primavera Systems, Inc.	

The Whiting-Turner Contracting Co.
LVCH 4 Week Schedule

Early bar
Progress bar
Critical bar
Summary bar
Start milestone point
Finish milestone point

J56.1-350

MOJ01752
JA 00005528

Responsibility	Act ID	Description	Orig Dur	Early Start	Early Finish
MOJAVE	2488	Load Test Generator	5	24MAY11	31MAY11
Fire Alarm System					
MOJAVE	2148	Install Power to VAV's Basement thru Level 8	10	24MAY11	07JUN11
MOJAVE	2498	Install Fire Alarm suspended Ceiling Basement	2	24MAY11	25MAY11
MOJAVE	2508	Install Fire Alarm suspended Ceiling Level 1	5	26MAY11	02JUN11
MOJAVE	2548	R/I Fire Alarm in Fire Comand Room	5	31MAY11	06JUN11
MOJAVE	2518	Install Fire Alarm suspended Ceiling Level 2	5	03JUN11	09JUN11
MOJAVE	2528	Install Fire Alarm suspended Ceiling Level 3	5	10JUN11	16JUN11
MOJAVE	2538	Install Fire Alarm suspended Ceiling Level 4	5	17JUN11	23JUN11
8th Floor Electrical Distribution/ Panel Make Up					
MOJAVE	288	Power panels level 8 Hot to bumb Mech Equipment	1	24MAY11	24MAY11
MOJAVE	708	Panel LRBA-Circuits 22 thru 42, in Rm. 808	1	24MAY11	24MAY11
MOJAVE	738	Pumps are internal with boilers now	1	24MAY11	24MAY11
MOJAVE	748	Boiler pumps 7-12 Hot	1	25MAY11	25MAY11
MOJAVE	788	All Panels 8th floor hot	1	26MAY11	26MAY11
Mechanical Start Up					
Cooling Tower					
BOMBARD	588	Complete Make up Water to C-Tower	1	24MAY11	24MAY11
BOMBARD	768	Terminate controls to Cooling Tower	4	24MAY11	27MAY11
BOMBARD	2558	BP-1 installed and circulating water to Tower	2	24MAY11	25MAY11
BOMBARD	678	Cooling Tower started	3	25MAY11	27MAY11
Boilers					
BOMBARD	589	Install inhibitor in hot water lines	5	24MAY11	31MAY11
BOMBARD	599	Install Final chemical	5	24MAY11	31MAY11
BOMBARD	639	Install Water Heaters	2	24MAY11	25MAY11
BOMBARD	649	Install all Flues for gas Heated equipment	1	24MAY11	24MAY11
BOMBARD	659	Finish Final Water Line connection to Water Htrs	1	24MAY11	24MAY11
BOMBARD	688	Boilers started	1	26MAY11	26MAY11
BOMBARD	609	Install Gas Metering of Boilers	2	01JUN11	02JUN11
BOMBARD	619	State Boiler Inspector to inspect Gas Hook Up	1	03JUN11	03JUN11
SOUTH WGAS	629	Recieve Green Tag for Gas Meeter	1	06JUN11	06JUN11

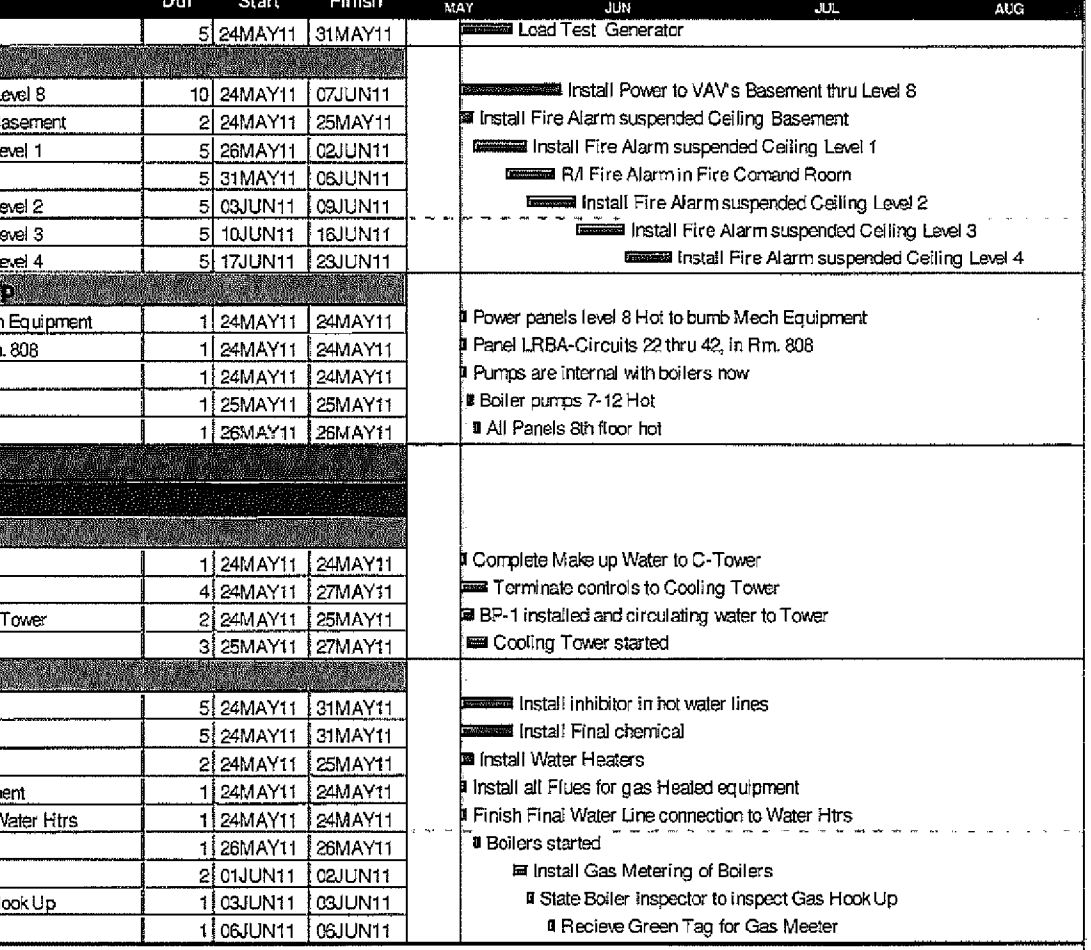

Run date	24MAY11
Page number	22A
Data date	24MAY11
© Primavera Systems, Inc.	

The Whiting-Turner Contracting Co.
LVCH 4 Week Schedule

Early bar
Progress bar
Critical bar
Summary bar
Start milestone point
Finish milestone point

MOJ01753
JA 00005529

Responsibility	Act ID	Description	Orig Dur	Early Start	Early Finish
Chillers					
BOMBARD	590	Running 100%	1	24MAY11	24MAY11
Air Handling Units					
MOJAVE	858	Install all VFD's on Level 8 100% completed	5	24MAY11	31MAY11
BOMBARD	828	FC-32,29,31,30,33,26,25,27,28 Started	3	26MAY11	31MAY11
BOMBARD	838	WSHP-12 Started	3	27MAY11	01JUN11
BOMBARD	848	CCF-1 and 3 started	3	31MAY11	02JUN11
MOJAVE	601	All VFD's powered	3	03JUN11	07JUN11
BOMBARD	591	Start Air Handling Units 1-6	15	10JUN11	30JUN11
Evaporative Coolers					
BOMBARD	603	Repair damaged panel doors	1	24MAY11	24MAY11
BOMBARD	613	Install Domestic water and hot water lines	1	24MAY11	24MAY11
BOMBARD	623	Talk to inspector correction notice on PVC	1	24MAY11	24MAY11
BOMBARD	593	Replace damaged disconnect	1	26MAY11	26MAY11
BOMBARD	818	EC-1 Started	1	26MAY11	26MAY11
Switchboards, Power Distribution Enclosures					
General Area					
BOMBARD	298	Completed	5	25MAY11	01JUN11
Chillers, Domestic Riser Shafts					
General Area					
BOM & MOJA	108	complete with added PV Conduit installed	10	25MAY11	08JUN11
Elevators 1-8					
General Area					
OTIS	138	Hoistway wiring & Cab shell installation 1-4	14	24MAY11	13JUN11
OTIS	168	Elevator Rail installation 7 & 8	10	24MAY11	07JUN11
	188	Install Doors 1-4 Level B thru 8	1	24MAY11	24MAY11
OTIS	178	Hoistway wiring & Cab shell installation 7 & 8	10	14JUN11	27JUN11

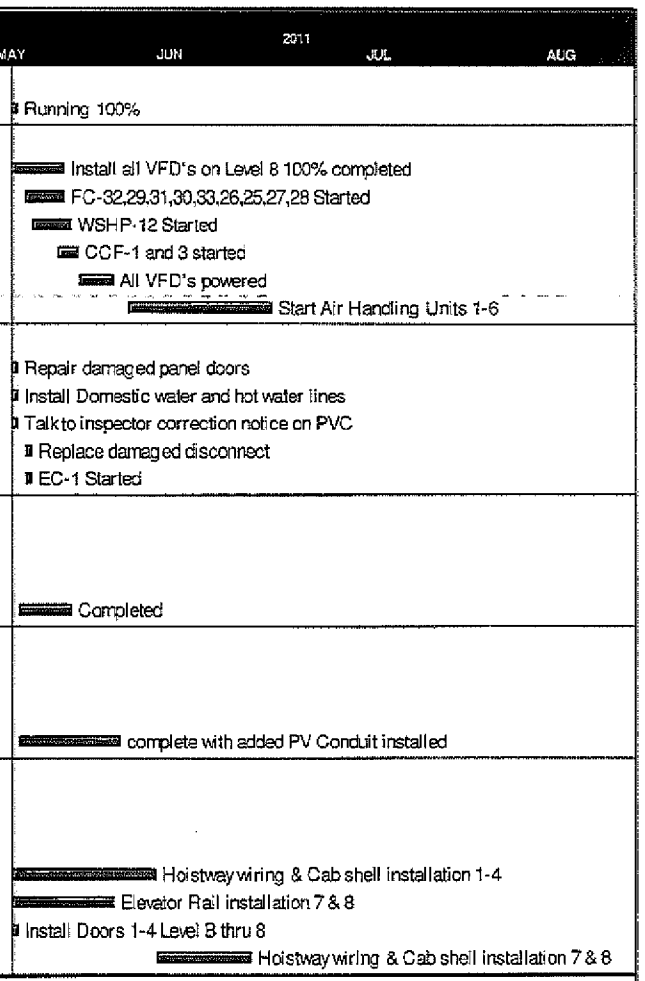

Run date	24MAY11
Page number	23A
Data date	24MAY11
© Primavera Systems, Inc.	

The Whiting-Turner Contracting Co.
LVCH 4 Week Schedule

Early bar
Progress bar
Critical bar
Summary bar
Start milestone point
Finish milestone point

MOJ01754
JA 00005530

Responsibility	Act ID	Description	Orig Dur	Early Start	Early Finish
OTIS	208	Start Cab Insteriors	25	15JUL11	18AUG11
OTIS	221	Drop Test and Ispections	2	19AUG11	22AUG11
Interior Finish Build Out					
BASEMENT					
001 Packing					
ALL SUBS	78	Clear out all material	5	31MAY11	06JUN11
BOMBARD	474	Install register and grills	5	31MAY11	06JUN11
URATA	81	sack and patch roof, level B class finish	5	02JUN11	08JUN11
URATA	87	Clean off all overhead MEP	5	07JUN11	13JUN11
KHS&S	304	paint walls and ceiling and utilities	10	09JUN11	22JUN11
MOJAVE	344	Install Lighting	5	23JUN11	29JUN11
0002 Storage					
MOJAVE	944	Install light fixtures	1	24MAY11	24MAY11
MOJAVE	964	Trim out electrical outlets and switches	1	25MAY11	25MAY11
MOJAVE	974	Install Fire alarm	1	26MAY11	26MAY11
MOJAVE	984	Power fed out of panel , in E room	1	27MAY11	27MAY11
MOJAVE	994	Install hvac diffusers, supply and return	1	31MAY11	31MAY11
MOJAVE	1004	VAV , AHU Powered out of room, panel	1	01JUN11	01JUN11
DH PACE	1014	Install door and hardware	1	02JUN11	02JUN11
J&R	1024	Install flooring	1	03JUN11	03JUN11
J&R	1034	Install rubber base	1	06JUN11	06JUN11
0005 Telecom					
MOJAVE	674	Install telecom Ladder Racks	2	24MAY11	25MAY11
MOJAVE	684	Install telephone outlet on South wall	1	24MAY11	24MAY11
MOJAVE	704	Install Voice Termination A/ T4.01 S.Wall	1	24MAY11	24MAY11
MOJAVE	1984	Install O.H. C1 lights fed out of EHBA-10	1	24MAY11	24MAY11
MOJAVE	1994	Install switch on East wall	1	24MAY11	24MAY11
MOJAVE	2014	Install 3 wall outlets	1	24MAY11	24MAY11
MOJAVE	2024	Install 8 outlets to center ladder rack	1	24MAY11	24MAY11
MOJAVE	2034	R/I Electrical CRAH-6	1	24MAY11	24MAY11
MOJAVE	2044	Install space sensor south wall	1	25MAY11	25MAY11

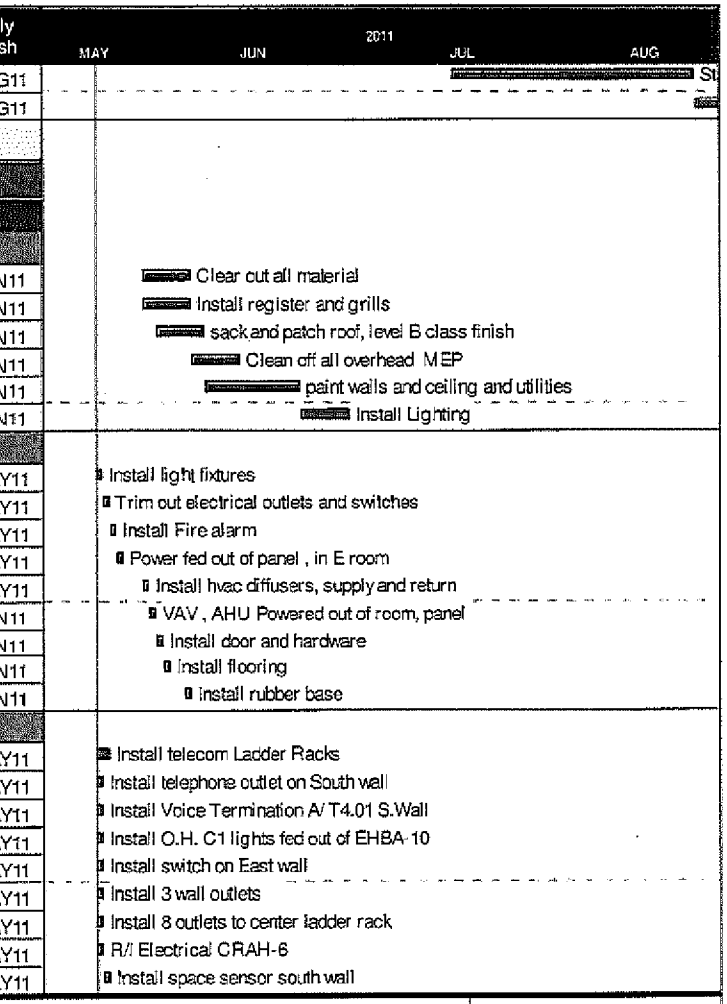

Run date 24MAY11
Page number 24A
Data date 24MAY11
© Primavera Systems, Inc.

The Whiting-Turner Contracting Co.
LVCH 4 Week Schedule

Early bar
Progress bar
Critical bar
Summary bar
Start milestone point
Finish milestone point

MOJ01755
JA 00005531

Responsibility	Act ID	Description	Orig Dur	Early Start	Early Finish
BOMBARD	2064	R/I Control conduit and cable to CRAH-6	1	25MAY11	25MAY11
MOJAVE	2084	Install RF-2 on Floor	2	02JUN11	03JUN11
MOJAVE	2094	Install Door Hardware, space lockable	1	06JUN11	06JUN11
MOJAVE	2104	Install 3 Data Racks	1	06JUN11	06JUN11
MOJAVE	2114	Install 1 CCTV Rack	1	06JUN11	06JUN11
MOJAVE	2124	Install Data and CCTV Cabinets	1	06JUN11	06JUN11
MOJAVE	2134	Terminate cables into Cabinets	1	06JUN11	06JUN11
MOJAVE	2234	DMARC is on North Wall	1	06JUN11	06JUN11
MOJAVE	2244	Grounding Buss Bar on North west wall	1	06JUN11	06JUN11
MOJAVE	MOJA\	Pull conductors & terminate XHBA-19,21,23	5	05JUN11	10JUN11
0013 Elevator Control					
MOJAVE	184	Pull Control Wire to WSHP-16	1	24MAY11	24MAY11
MOJAVE	2054	WSHP-16 fed out of EHBA 25-27-29	1	25MAY11	25MAY11
MOJAVE	2254	Remove Temp Power	1	26MAY11	26MAY11
MOJAVE	2264	Install Permanent power to Elev. Control Panel	1	27MAY11	27MAY11
MOJAVE	2274	Install Permanent power to Lights	1	31MAY11	31MAY11
KHS&S	2284	Patch Temp power holes in walls	1	01JUN11	01JUN11
KHS&S	2294	Paint walls	2	02JUN11	03JUN11
W-T	2304	Clean and Seal Exposed Concrete floor	1	06JUN11	06JUN11
0027 Mechanical					
BOMBARD	644	Install access door cover on Trap Primer	1	26MAY11	26MAY11
BOMBARD	2644	Complete chill water connections to CRAH-15	2	26MAY11	27MAY11
MOJAVE	2654	CRAH-15 fed out of panel XHBA-32-34-36	1	26MAY11	26MAY11
MOJAVE	2734	Install Chill water lines to AHU-1	2	26MAY11	27MAY11
MOJAVE	2664	Install non fused disconnect	1	27MAY11	27MAY11
MOJAVE	2674	Install power to nonfused disconnect	1	27MAY11	27MAY11
MOJAVE	2684	R/I and terminate controls to CRAH-15	1	27MAY11	27MAY11
KHS&S	2794	Remove drywall at return air Duct opening	1	27MAY11	27MAY11
KHS&S	2804	Drywall tape and finish	1	27MAY11	27MAY11
MOJAVE	2694	Install Sump pump	1	31MAY11	31MAY11
MOJAVE	2704	Power sump pump out of panel XLBA4	1	31MAY11	31MAY11
MOJAVE	2714	Install VFD for AHU-1 fed out of HBBA-37-39-41	1	31MAY11	31MAY11
MOJAVE	2724	Power VFD	2	31MAY11	01JUN11

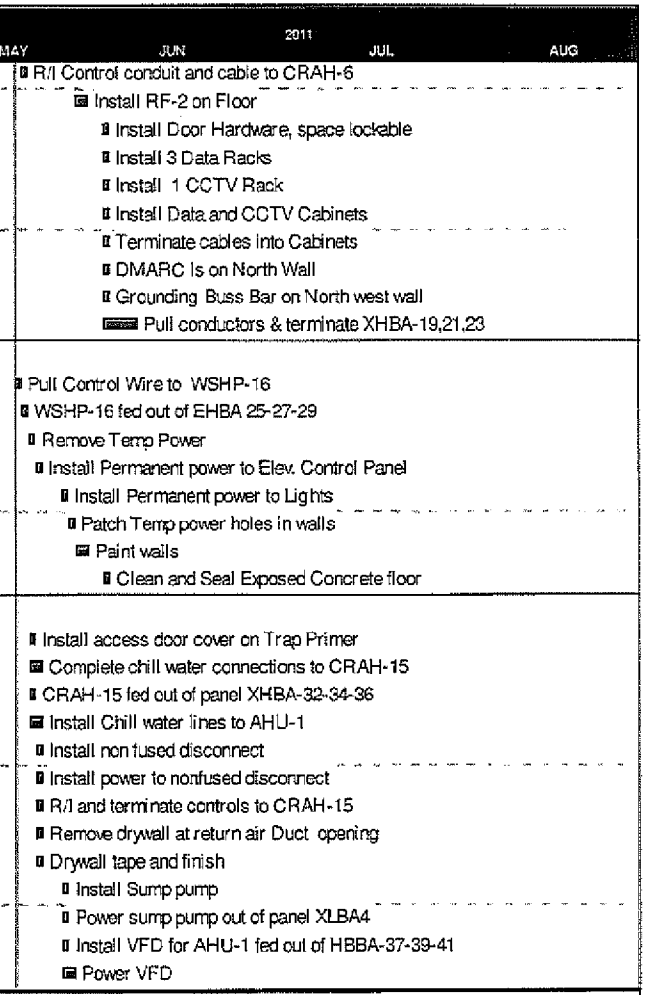

Run date	24MAY11
Page number	25A
Data date	24MAY11
© Primavera Systems, Inc.	

The Whiting-Turner Contracting Co.
LVCH 4 Week Schedule

Early bar
Progress bar
Critical bar
Summary bar
Start milestone point
Finish milestone point

MOJ01756
JA 00005532

Responsibility	Act ID	Description	Orig Dur	Early Start	Early Finish
BOMBARD	2814	Install Duct Liner at return opening in wall	1	31MAY11	31MAY11
MOJAVE	2824	Complete Fire Alarm installation	1	01JUN11	01JUN11
MOJAVE	2744	Pull wire and terminate to Trap primer	1	02JUN11	02JUN11
MOJAVE	2754	Pull wire and terminate to CO2 Sensor Controller	1	02JUN11	02JUN11
BOMBARD	2764	CO2 Sensor Controller fed out of LBBBS	1	02JUN11	02JUN11
MOJAVE	2774	Install 6 C Type fixtures out of Panel LR6A	2	02JUN11	03JUN11
J&R	2834	Install missing cove base	1	02JUN11	02JUN11
MOJAVE	2784	Power light fixtures	1	03JUN11	03JUN11
KHS&S	2844	Patch and paint touch up walls	1	03JUN11	03JUN11
W-T	2854	Clean and seal concrete floors	1	06JUN11	06JUN11
0028 Standby Power					
MOJAVE	2864	Install 5 type C light fixtures	1	27MAY11	27MAY11
MOJAVE	2874	Power Light Fixtures out of EHBA-5	1	27MAY11	27MAY11
MOJAVE	2884	Install Wall outlets	1	27MAY11	27MAY11
MOJAVE	2894	Power Wall outlets	1	31MAY11	31MAY11
MOJAVE	2904	UPS w/ Battery Backup on West Wall	1	01JUN11	01JUN11
MOJAVE	2914	Pull conductors from UPS to XHDPA in Rm. 0030	2	01JUN11	02JUN11
MOJAVE	2924	Terminate and make up UPS	1	03JUN11	03JUN11
MOJAVE	2934	XFMR-T-UDBL, Bypass, UDBL, LBBC on E.Wall	1	03JUN11	03JUN11
MOJAVE	2944	Pull conductors from Bypass into MSB	2	03JUN11	06JUN11
MOJAVE	2964	Connect &Pull T-UDBL to UDBL	1	03JUN11	03JUN11
MOJAVE	2974	All pulls out of UDBL to basement pumps complete	1	03JUN11	03JUN11
MOJAVE	3004	Pull conductor from LBBC to LDPBRA	2	03JUN11	06JUN11
BOMBARD	3034	Finish install of HVAC Duct and install grills	1	03JUN11	03JUN11
W-T	3044	Clean and seal floor	1	06JUN11	06JUN11
MOJAVE	2954	Connect and pull conductors from T-UDBL to Bypas	1	07JUN11	07JUN11
0037 Men Locker/Showers					
VENTURA	414	Install solid surface counter tops	1	02JUN11	02JUN11
BOMBARD	434	Install plumbing fixtures	5	02JUN11	08JUN11
L&P	436	Install toilet partitions and accessories	5	09JUN11	15JUN11
0038 Women Locker/Showers					
VENTURA	444	Install solid surface counter tops	1	02JUN11	02JUN11
BOMBARD	454	Install plumbing fixtures	5	03JUN11	09JUN11

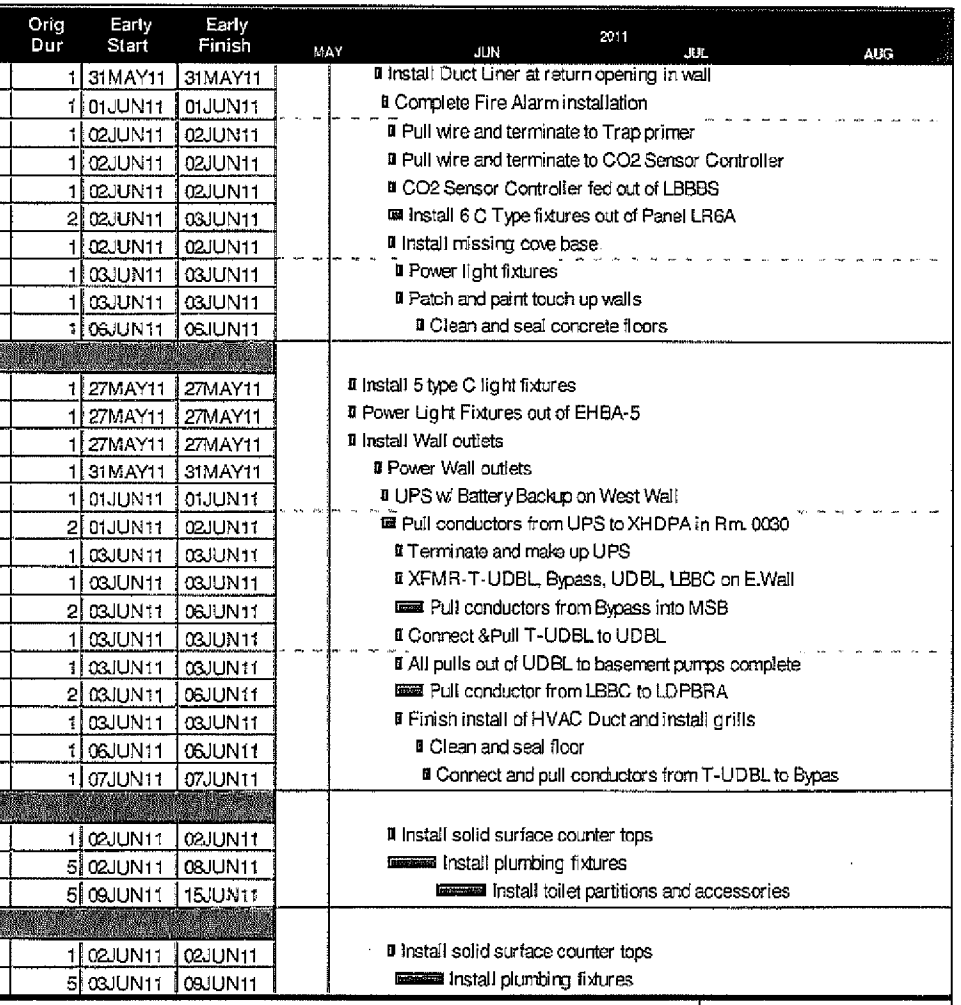

Run date 24MAY11
Page number 26A
Data date 24MAY11
© Primavera Systems, Inc.

The Whiting-Turner Contracting Co.
LVCH 4 Week Schedule

Early bar
Progress bar
Critical bar
Summary bar
Start milestone point
Finish milestone point

MOJ01757
JA 00005533

Responsibility	Act ID	Description	Orig Dur	Early Start	Early Finish
L&P	504	Install toilet partitions and accessories	5	10JUN11	16JUN11
0851 Communications Distribution HUB					
MOJAVE	634	Panel LBBD wire pulled/landed.	1	25MAY11	25MAY11
MOJAVE	1174	Panel ULCD, Pull conductors and make up panel	1	26MAY11	26MAY11
MOJAVE	1194	Wall outlets wire pulled, install outlets, trim	1	27MAY11	27MAY11
MOJAVE	1204	Wall swithces, pull wire, install switch.	1	31MAY11	31MAY11
MOJAVE	1214	Telecom wire pulled	1	01JUN11	01JUN11
N/A	1224	Ceiling is exposed to structure	1	02JUN11	02JUN11
KHS&S	1234	Paint door jamb and door	1	03JUN11	03JUN11
DH PACE	1244	Install door hardware	1	06JUN11	06JUN11
J&R	1254	Install flooring RF-2 and RB-1	1	07JUN11	07JUN11
0923 Sewage Ejector Pump					
BOMBARD	2454	Install SS Float Brackets and Floats	1	24MAY11	24MAY11
MOJAVE	2464	Pull power XHBA-31-33-35	2	25MAY11	26MAY11
MOJAVE	2474	Pull wire and terminate at disconnect	1	25MAY11	25MAY11
MOJAVE	2484	Pull and terminate wire from disconnect to pump	1	25MAY11	25MAY11
MOJAVE	2494	Install C Type light fixture wall type	1	25MAY11	25MAY11
MOJAVE	2504	R/I and terminate light power	1	25MAY11	25MAY11
0925A Fire Riser					
KHS&S	784	Prime and paint walls	2	24MAY11	25MAY11
KHS&S	2514	Prime and paint doors and frames	2	24MAY11	25MAY11
DH PACE	2524	Install door Hardware	1	26MAY11	26MAY11
MOJAVE	2544	Install wall light B Type fed from LRA1-1	1	26MAY11	26MAY11
MOJAVE	2554	Pull wire and terminate light switch	1	26MAY11	26MAY11
MOJAVE	2564	Install Non Fused Disconnect out of ELBA-14-16	1	26MAY11	26MAY11
MOJAVE	2574	Install Non Fused Disconnect out of ELBA-18-20	1	26MAY11	26MAY11
MOJAVE	2584	Install wall outlet fed from LBBA-8	1	26MAY11	26MAY11
WESTERN	2594	Install 2 Flow switches	1	27MAY11	27MAY11
WESTERN	2604	Install 2 tamper switches	1	27MAY11	27MAY11
MOJAVE	2614	Install smoke detector	1	27MAY11	27MAY11

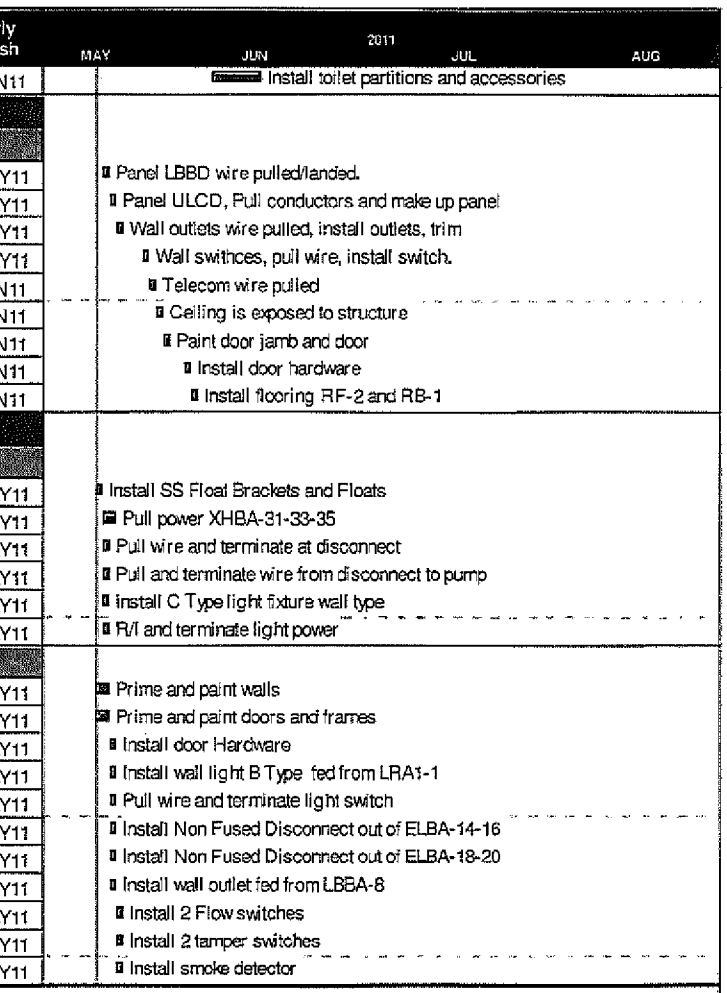

Run date 24MAY11
Page number 27A
Data date 24MAY11
© Primavera Systems, Inc.

The Whiting-Turner Contracting Co.
LVCH 4 Week Schedule

Early bar
Progress bar
Critical bar
Summary bar
Start milestone point
Finish milestone point

MOJ01758
JA 00005534

Responsibility	Act ID	Description	Orig Dur	Early Start	Early Finish
MOJAVE	2624	Install Fire alarm speaker w/ ADA Strobe	1	27MAY11	27MAY11
MOJAVE	2634	Pull Fire alarm cable and terminate devices	2	31MAY11	01JUN11
0029 Emergency Electrical					
MOJAVE	754	Install 3 type C fixtures	1	24MAY11	24MAY11
KHS&S	3124	Complete drywall around Door, CRA 178	1	24MAY11	24MAY11
KHS&S	3134	Tape and finish door relocation,CRA 178	1	24MAY11	24MAY11
KHS&S	3144	Paint wall at door relocation.	1	24MAY11	24MAY11
MOJAVE	2984	Power Light fixtures out of EHBA-5	1	25MAY11	25MAY11
DH PACE	3154	Hang Relocated Door. CRA 178	1	25MAY11	25MAY11
MOJAVE	2994	Run power to WSHP	1	26MAY11	26MAY11
KHS&S	3164	Paint Door	1	26MAY11	26MAY11
MOJAVE	3014	Pull wire and terminate EHBA-18	1	27MAY11	27MAY11
DH PACE	3174	Install Door Hardware	1	27MAY11	27MAY11
MOJAVE	3024	Pull wire and terminate XFRMR-ELBA	1	31MAY11	31MAY11
MOJAVE	3054	Connect and pull wire from ELBA to XFRMR-ELBA	1	31MAY11	31MAY11
MOJAVE	3064	Replace broken contactors	1	31MAY11	31MAY11
MOJAVE	3074	Terminate and make up Panel EHDPA	1	31MAY11	31MAY11
MOJAVE	3084	Complete all Hampton Tedder testing.	1	01JUN11	01JUN11
MOJAVE	3094	Energize all panels in room	1	02JUN11	02JUN11
MOJAVE	3104	Install closure piece at PSG, CRA 178	1	03JUN11	03JUN11
MOJAVE	3114	Complete wall R/I at Door relocation North wall	1	03JUN11	03JUN11
Work Area					
0051 Open Office					
BOMBARD	934	Connect 8" O.S.D. thru wall to 6" roof bubbler.	1	25MAY11	25MAY11
0063 Fixture Data Center					
MOJAVE	644	ULDD, ULDDS, ULDC, ULDC wire pulled/landed	1	24MAY11	24MAY11
MOJAVE	1274	Make up panels in room	1	25MAY11	25MAY11
MOJAVE	1284	Wall outlets wire pulled, install outlets, trim	1	26MAY11	26MAY11
MOJAVE	1294	Wall swithces, pull wire, install switch.	1	27MAY11	27MAY11
MOJAVE	1304	Telecom wire pulled	1	31MAY11	31MAY11
KHS&S	1314	Install suspended ceiling and ACT-1	1	01JUN11	01JUN11
KHS&S	1324	Paint door jamb and door	1	02JUN11	02JUN11

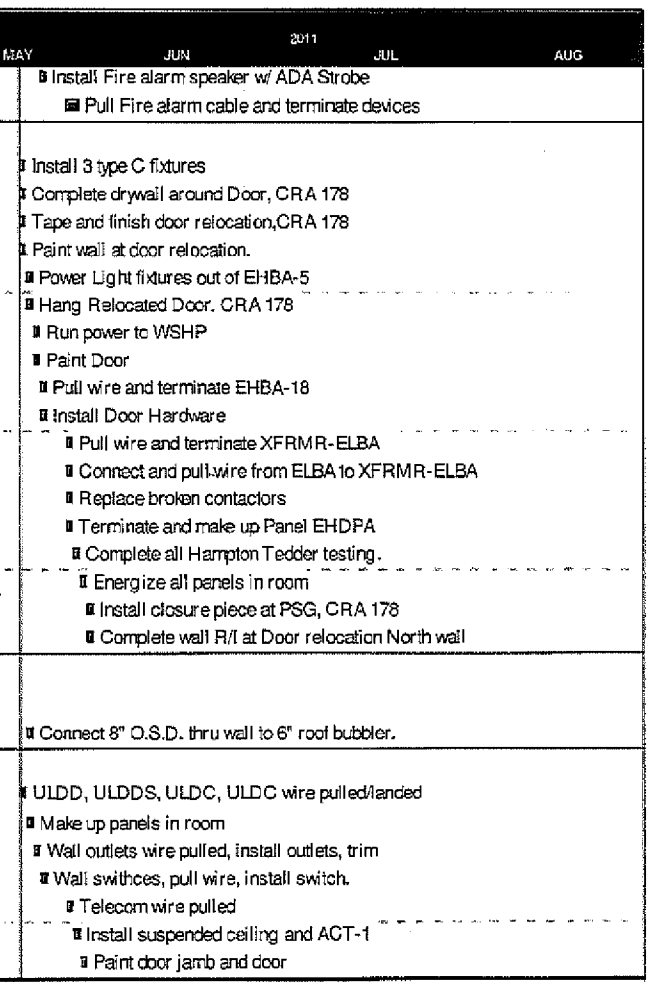

Run date 24MAY11
Page number 28A
Data date 24MAY11
© Primavera Systems, Inc.

The Whiting-Turner Contracting Co.
LVCH 4 Week Schedule

Early bar
Progress bar
Critical bar
Summary bar
Start milestone point
Finish milestone point

J56.1-357

MOJ01759
JA 00005535

Responsibility	Act ID	Description	Orig Dur	Early Start	Early Finish
DH PACE	1334	Install door hardware	1	03JUN11	03JUN11
J&R	1344	Install flooring RF-2 and RB-1	1	06JUN11	06JUN11
0064 Computer Storage					
MOJAVE	824	Wall outlets wire pulled, install outlets, trim	1	25MAY11	25MAY11
MOJAVE	1434	Wall swithces, pull wire, install switch.	1	26MAY11	26MAY11
KHS&S	1444	Install suspended ceiling and ACT-2	1	27MAY11	27MAY11
KHS&S	1454	Paint door jamb and door	1	31MAY11	31MAY11
DH PACE	1464	Install door hardware	1	01JUN11	01JUN11
J&R	1474	Install flooring RF-1 and RB-1	1	02JUN11	02JUN11
0065 Data Center					
MOJAVE	834	ULDBS,ULOB,ULDA,ULDAS wire pulled/landed	1	26MAY11	26MAY11
MOJAVE	1374	Wall outlets wire pulled, install outlets, trim	1	27MAY11	27MAY11
MOJAVE	1384	Wall swithces, pull wire, install switch.	1	31MAY11	31MAY11
KHS&S	1394	Install suspended ceiling and ACT-1	1	01JUN11	01JUN11
KHS&S	1404	Paint door jamb and door	1	02JUN11	02JUN11
DH PACE	1414	Install door hardware	1	03JUN11	03JUN11
J&R	1424	Install flooring RF-2 and RB-1	1	06JUN11	06JUN11
[illegible]					
1133 Fire Command Room					
KHS&S	172	Complete framing and drywall all walls	1	27MAY11	27MAY11
KHS&S	182	Tape and Mud all walls Level 4	5	31MAY11	06JUN11
KHS&S	192	Texture and Paint walls	3	01JUN11	03JUN11
HEINAMAN	202	Install store front system	2	06JUN11	07JUN11
MOJAVE	392	Install XLS Fire Alarm Battery Cabinet, W. Wall	1	06JUN11	06JUN11
MOJAVE	402	Install XLS Voice Communication Cabinet,W. Wall	1	06JUN11	06JUN11
MOJAVE	412	Install Smoke Control Panel, West Wall	1	06JUN11	06JUN11
MOJAVE	422	Install Smoke Control Graphic Display, W. wall	1	06JUN11	06JUN11
MOJAVE	432	Install Work station , table , printer, W.wall	1	06JUN11	06JUN11
MOJAVE	442	Install Communication Unit Radios, North Wall	1	07JUN11	07JUN11
MOJAVE	452	Install Air Handling Status Contro, North Wall	1	07JUN11	07JUN11
MOJAVE	462	Install Generator Supervision, North Wall	1	07JUN11	07JUN11

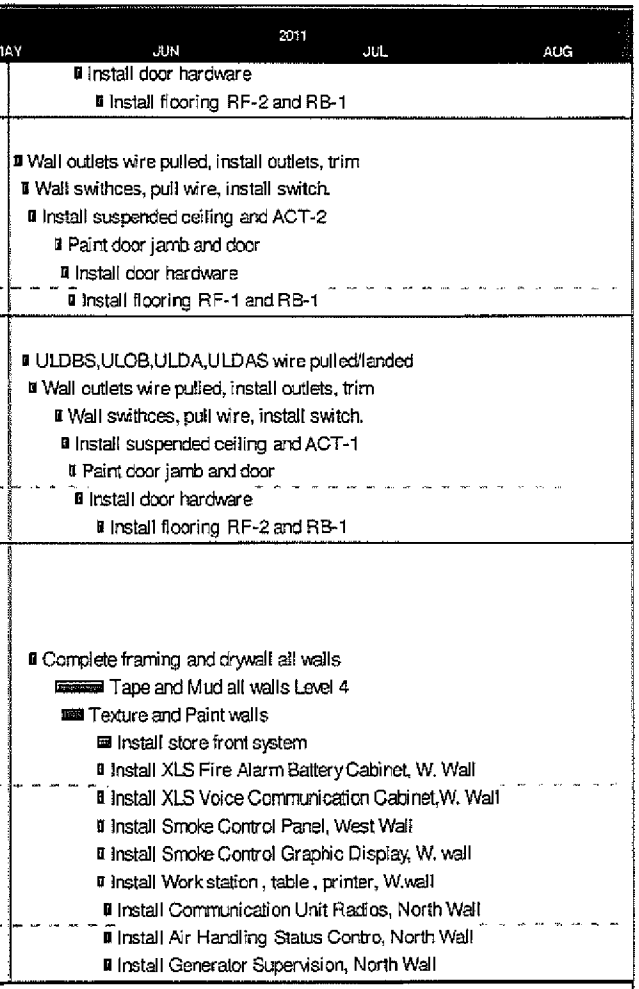

Run date	24MAY11
Page number	29A
Data date	24MAY11
© Primavera Systems, Inc.	

The Whiting-Turner Contracting Co.
LVCH 4 Week Schedule

Early bar
Progress bar
Critical bar
Summary bar
Start milestone point
Finish milestone point

J56.1-358

MOJ01760
JA 00005536

Responsibility	Act ID	Description	Orig Dur	Early Start	Early Finish
MOJAVE	472	Install Fire Pump Status, North Wall	1	07JUN11	07JUN11
MOJAVE	482	Install Elevator Status, North Wall	1	07JUN11	07JUN11
W-T	212	Clean and Seal Concrete floor	1	08JUN11	08JUN11
MOJAVE	492	Install Emergency & Standby Status, N.wall	1	08JUN11	08JUN11
J&R	222	Install RB-1	1	09JUN11	09JUN11
MOJAVE	502	Install Panel ELFCC fed through T-ELFCC	1	09JUN11	09JUN11
MOJAVE	512	T-ELFCC Fed from EHDPA in Basement	1	09JUN11	09JUN11
MOJAVE	522	Pull all conductors and make up gear	2	10JUN11	13JUN11
MOJAVE	542	Install Fire Alarm	2	14JUN11	15JUN11
MOJAVE	552	Install power to WSHP-1 out of ELFCC-3	1	16JUN11	16JUN11
MOJAVE	562	Install Power to WSHP-1 out of EHIA-22	1	16JUN11	16JUN11
MOJAVE	572	Install Power to UH-1 out of EHIA-16,18,20	1	16JUN11	16JUN11
MOJAVE	582	Install outlets and power out of ELFCC-1	1	17JUN11	17JUN11
MOJAVE	592	Install 5 Shunt trips on East Wall	2	17JUN11	20JUN11
MOJAVE	602	Shunt trips powered out of SEA, SEB, PSG, UPS,PV	1	17JUN11	17JUN11
MOJAVE	612	Pull conductors and make up shunt trips	1	20JUN11	20JUN11
W-T	722	Install plan taple w/ Direct Dial Tele. E.wall	1	21JUN11	21JUN11
KHS&S	732	Install White Board East Wall	1	22JUN11	22JUN11
W-T	742	Install plan rack, East Wall	1	23JUN11	23JUN11
1088 Studio					
KHS&S	443	Frame the Inner of the Outer Two walls	2	25MAY11	26MAY11
BOMBARD	453	Install Sound Insulation at duct 6/AI9.06.2	1	27MAY11	27MAY11
MOJAVE	463	Install Rated J-box in walls 6/AI9.08.1	1	27MAY11	27MAY11
MOJ. & BOM	473	R/I walls MEP	2	27MAY11	31MAY11
CITY INSP.	483	Inspect Walls	1	01JUN11	01JUN11
KHS&S	493	Install Backing - Curtain/Cable tray 18/AI9.10.1	1	02JUN11	02JUN11
KHS&S	503	Insulate Walls	1	02JUN11	02JUN11
KHS&S	513	Double Rockwalls ,maintain 1" gap between walls	2	03JUN11	06JUN11
CITY INSP.	523	Inspect screw pattern drywall	1	07JUN11	07JUN11
KHS&S	533	Install accoustical sealant top & bottom @ walls	1	08JUN11	08JUN11
MOJAVE	543	Install Cable Tray system	2	08JUN11	09JUN11

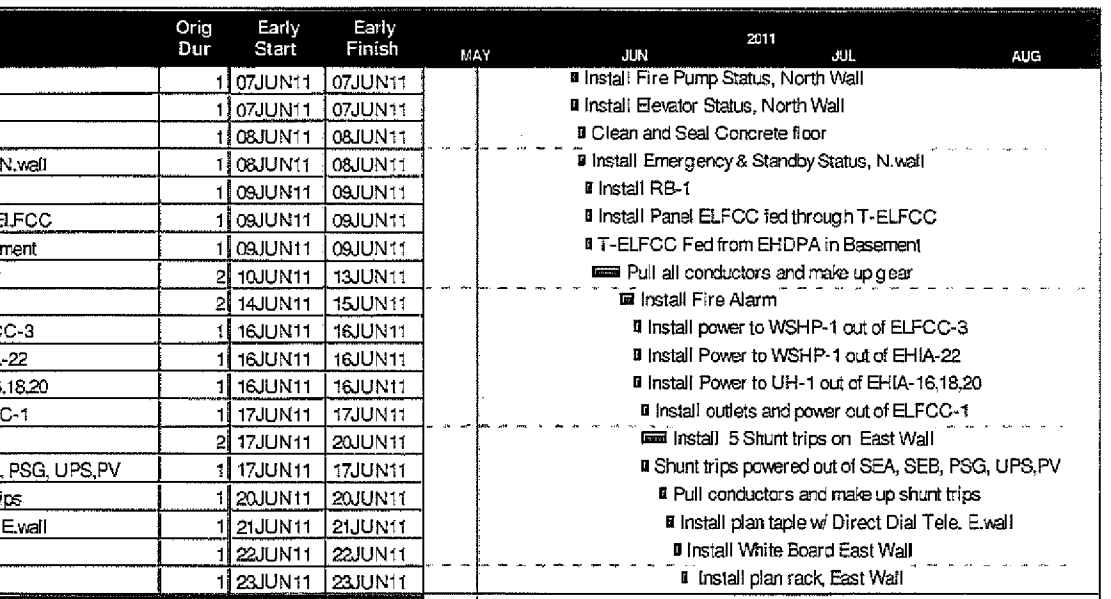

Run date	24MAY11
Page number	30A
Data date	24MAY11
© Primavera Systems, Inc.	

The Whiting-Turner Contracting Co.
LVCH 4 Week Schedule

- Early bar
- Progress bar
- Critical bar
- Summary bar
- Start milestone point
- Finish milestone point

J56.1-359

MOJ01761
JA 00005537

Responsibility	Act ID	Description	Orig Dur	Early Start	Early Finish
8008 Electrical Room					
KHS&S	464	Tape and Finish Drywall.	5	26MAY11	02JUN11
KHS&S	1054	Paint walls.	3	03JUN11	07JUN11
MOJAVE	1084	Install west wall Panels: HRBA,LRBA,XLRA	1	06JUN11	06JUN11
MOJAVE	1094	Install west wall XFMR T-XLRA, panel XHDPRA	1	06JUN11	06JUN11
MOJAVE	1104	Install north wall panel LRAA	1	06JUN11	06JUN11
MOJAVE	1114	Install east wall panels; HDPRBA,LRBA,HDPRAA	1	06JUN11	06JUN11
MOJAVE	1124	Install east wall XFMR T-LRBA, T-LRAA	1	06JUN11	06JUN11
MOJAVE	1134	Install PV Inverter	1	07JUN11	07JUN11
J&R	1055	Install Rubber Base	1	08JUN11	08JUN11
MOJAVE	1144	Install 120 volt Connection to satellite racks.	1	08JUN11	08JUN11
DH PACE	1064	Install Door and Hardware, Room Lockable	2	09JUN11	10JUN11
MOJAVE	1154	Fan Coil 31 powered out of Panel xlra-4	1	09JUN11	09JUN11
MOJAVE	1164	Trim out Outlet West wall, powered xlra-5.	1	10JUN11	10JUN11
KHS&S	1065	Paint Door and Frame	1	13JUN11	13JUN11
?	1184	Seal Concrete Floors	1	13JUN11	13JUN11
MOJAVE	1074	Install Fan Coil 31.	1	14JUN11	14JUN11
Roof Activities					
COMMERCIAL	484	Install Single ply roofing	10	07JUN11	20JUN11
SITEWORK					
Fire Pump Room 1156					
WESTAR	535	Jocky Pump running.	1	24MAY11	24MAY11
MOJAVE	725	Complete all electrical make up in Fire Pump rm	3	25MAY11	27MAY11
WESTAR	735	Complete all fire protection work in room	3	31MAY11	02JUN11

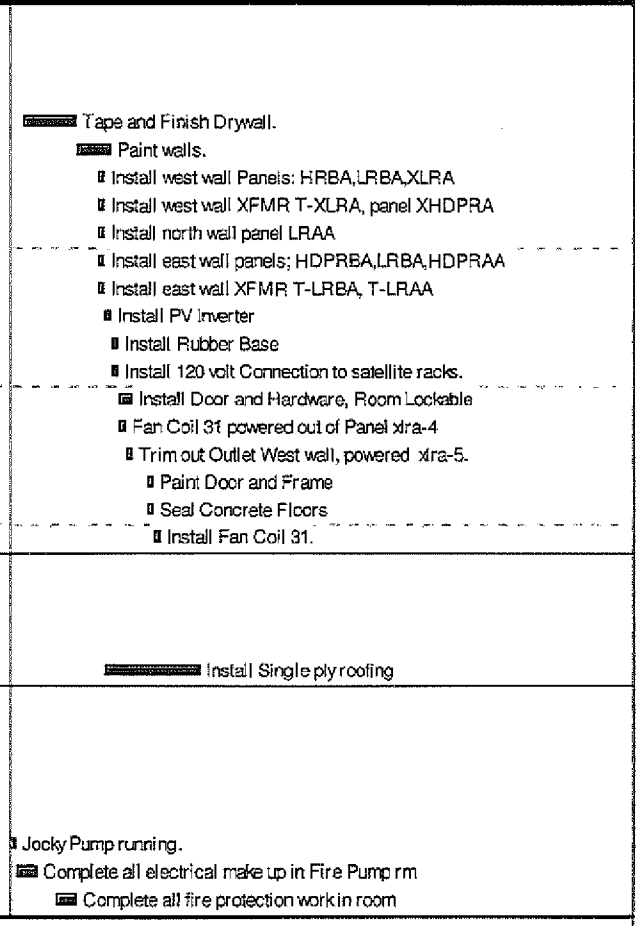

Run date	24MAY11
Page number	31A
Data date	24MAY11
© Primavera Systems, Inc.	

The Whiting-Turner Contracting Co.
LVCH 4 Week Schedule

Early bar
Progress bar
Critical bar
Summary bar
Start milestone point
Finish milestone point

J56.1-360

MOJ01762
JA 00005538

Responsibility	Act ID	Description	Orig Dur	Early Start	Early Finish
ALL SUBS	815	Room 100% complete	1	03JUN11	03JUN11
Loading Dock/Service Yard					
SNP	55	Finish rough grade	2	05AUG11	08AUG11
URATA	56	Finish grade slab on Grade .	5	09AUG11	15AUG11
MOJAVE	57	R/I conduit for Electrical	2	10AUG11	11AUG11
FLIPPINS	66	Raise Manhole Lids to grade	1	10AUG11	10AUG11
PCS	585	Set Rebar at Slab on Grade.	1	12AUG11	12AUG11
URATA	595	Place Slab on Grade .	1	15AUG11	15AUG11
HEINAMAN	605	Install Gladding at Entry Gate Beams	10	16AUG11	29AUG11
U. BRASS	615	Install Gates	20	30AUG11	27SEP11
Utility Yard 1157					
HEINAMAN	365	Install Cladding at manual Gate Beam	10	30AUG11	13SEP11
U. BRASS	545	Install Gate	10	14SEP11	27SEP11
Electrical Room 1114					
MOJAVE	355	Completed , locked out tagged out.	1	24MAY11	24MAY11
Stair # 6					
MOJAVE	375	Pull conductors for wall lights	2	25MAY11	26MAY11
MOJAVE	555	Install wall lights	3	27MAY11	01JUN11
SME	565	Install Handrails	5	02JUN11	08JUN11
SOUTH/EAST SITE WORK					
W-T	805	Trasport gravel from S. to North Site track out.	1	31MAY11	31MAY11
SNP	835	Rough Grade South Elevation	3	31MAY11	02JUN11
W-T	935	Layout demo of Clark curb and gutter	1	31MAY11	31MAY11
W-T	945	Demo Clark Curb and gutter/ Concrete driveway	2	31MAY11	01JUN11
HORRIZON	955	Stake Rough Grade Elevations	1	01JUN11	01JUN11
URATA	965	Layout foundations PV Trees	1	03JUN11	03JUN11
URATA	975	Mobilize and drill PV Trees foundations	15	06JUN11	24JUN11
WEST AREA/SITE WORK					

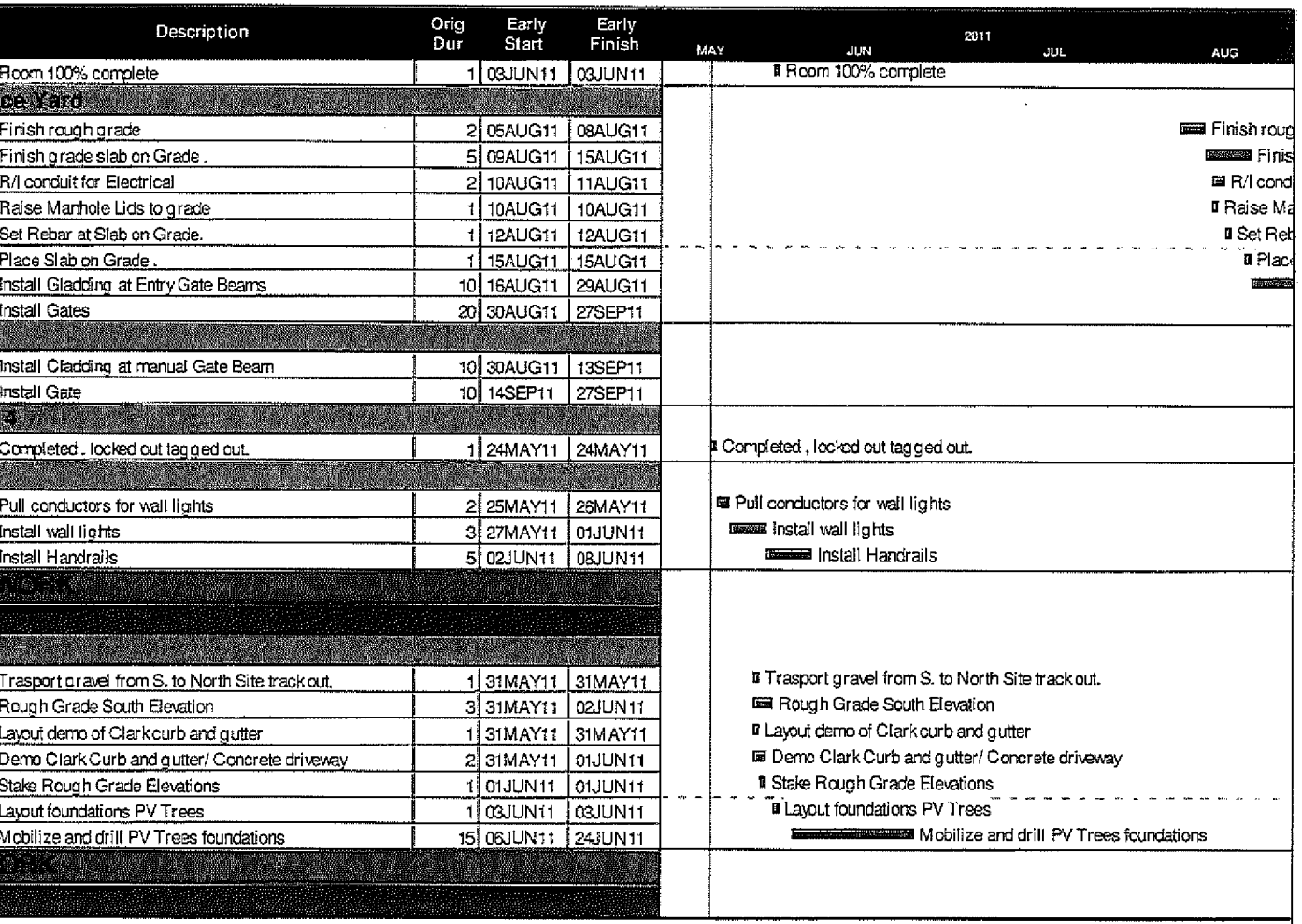

Run date 24MAY11
Page number 32A
Data date 24MAY11
© Primavera Systems, Inc.

The Whiting-Turner Contracting Co.
LVCH 4 Week Schedule

- Early bar
- Progress bar
- Critical bar
- Summary bar
- Start milestone point
- Finish milestone point

MOJ01763
JA 00005539



MOJ01764
JA 00005540

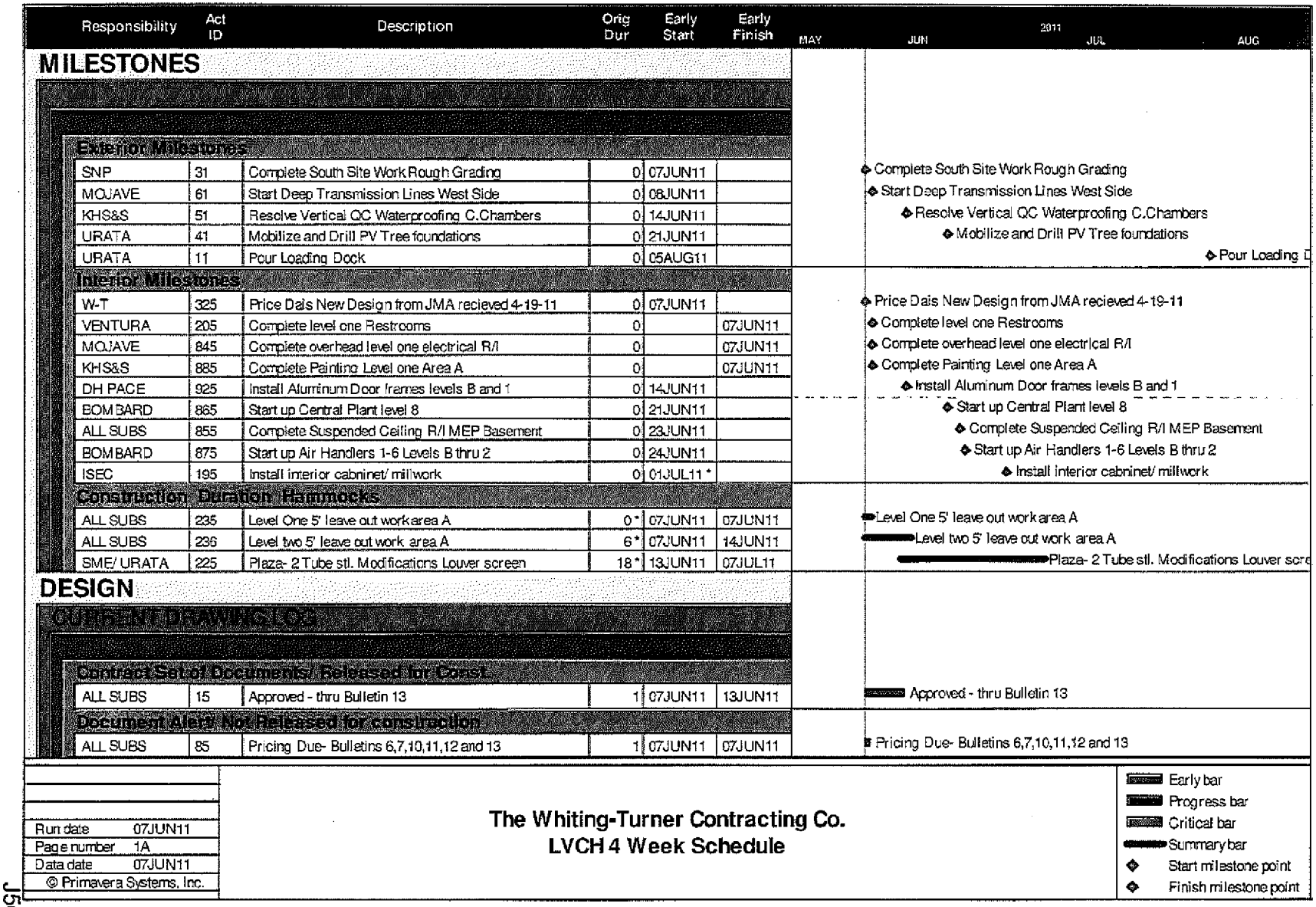

Responsibility	Act ID	Description	Orig Dur	Early Start	Early Finish
MILESTONES					
Exterior Milestones					
SNP	31	Complete South Site Work Rough Grading	0	07JUN11	
MOJAVE	61	Start Deep Transmission Lines West Side	0	08JUN11	
KHS&S	51	Resolve Vertical QC Waterproofing C.Chambers	0	14JUN11	
URATA	41	Mobilize and Drill PV Tree foundations	0	21JUN11	
URATA	11	Pour Loading Dock	0	05AUG11	
Interior Milestones					
W-T	325	Price Dais New Design from JMA recieved 4-19-11	0	07JUN11	
VENTURA	205	Complete level one Restrooms	0		07JUN11
MOJAVE	845	Complete overhead level one electrical R/I	0		07JUN11
KHS&S	885	Complete Painting Level one Area A	0		07JUN11
DH PACE	925	Install Aluminum Door frames levels B and 1	0	14JUN11	
BOMBARD	865	Start up Central Plant level 8	0	21JUN11	
ALL SUBS	855	Complete Suspended Ceiling R/I MEP Basement	0	23JUN11	
BOMBARD	875	Start up Air Handlers 1-6 Levels B thru 2	0	24JUN11	
ISEC	195	Install interior cabinet/ millwork	0	01JUL11 *	
Construction Duration Hammocks					
ALL SUBS	235	Level One 5' leave out work area A	0*	07JUN11	07JUN11
ALL SUBS	236	Level two 5' leave out work area A	6*	07JUN11	14JUN11
SME/ URATA	225	Plaza- 2 Tube stl. Modifications Louver screen	18*	13JUN11	07JUL11
DESIGN					
CURRENT DRAWING LOG					
Contract Set of Documents/ Released for Const.					
ALL SUBS	15	Approved - thru Bulletin 13	1	07JUN11	13JUN11
Document Alert/ Not Released for construction					
ALL SUBS	85	Pricing Due- Bulletins 6,7,10,11,12 and 13	1	07JUN11	07JUN11

Run date 07JUN11
Page number 1A
Data date 07JUN11
© Primavera Systems, Inc.

The Whiting-Turner Contracting Co.
LVCH 4 Week Schedule

Early bar
Progress bar
Critical bar
Summary bar
Start milestone point
Finish milestone point

MOJ01765
JA 00005541

Responsibility	Act ID	Description	Orig Dur	Early Start	Early Finish
ALL SUBS	285	Bulletin 10 Only released to Mojave and DH Pace	1	07JUN11	07JUN11
Bulletin's Approved by City of Las Vegas					
ALL SUBS	345	Bulletin 7,8,9, 12 and 13 are approved by City	1	07JUN11	07JUN11
RFI's					
Confirmation Only					
ALL SUBS	395	RFI 0674 Interior HVAC Louvers	1	07JUN11	07JUN11
KHS&S	405	RFI 0681 Auxiliary Drain Access Vestibule 1001	1	07JUN11	07JUN11
MCJ. & BOM	465	RFI 0659 R001 additional circuits for controls	1	07JUN11	07JUN11
BOMBARD	475	RFI 0684 revised sequence for boilers	1	07JUN11	07JUN11
SW STEEL	485	RFI 0636 Grand stair structural attachment	1	07JUN11	07JUN11
ALL SUBS	505	RFI 0663 Studio Coordination details	1	07JUN11	07JUN11
Need CRA , Need Owners Approval					
ALL SUBS	415	RFI 0679 Security Coordination Confirmation	5	07JUN11	13JUN11
W-T	425	RFI 0662 Lobby 2nd flr. slab vs. Structural	5	07JUN11	13JUN11
AMAZON	435	RFI 0682 Structural Terrace level 2	5	07JUN11	13JUN11
KHS&S	445	RFI 0670 4" Expansion joint option 1 or 2	5	07JUN11	13JUN11
Owner Change					
W-T	745	Plaza Louver Modifications JMA SK 4-11-11	1	07JUN11	07JUN11
W-T	905	CRA 153 reconciliation interior glazing	1	07JUN11	07JUN11
W-T	755	West Elevation , Prefunction Curtainwall Exp.Jnt	1	08JUN11	08JUN11
W-T	765	Roof Hatches installed level 4 Council Chambers	1	15JUN11	15JUN11
W-T	775	KHS&S box out below ceiling issues in Basement	1	15JUN11	15JUN11
W-T	785	Expansion Joint modifications level 2	1	15JUN11	15JUN11
Owner Change					
ALL SUBS	495	Bulletin 10 CRA # 159	0	07JUN11	
MOJAVE	715	CRA# 211-Bulletin 11, Mojave Electric	0	07JUN11	
KHS&S	795	CRA# 211-Bulletin 11, KHS&S	0	07JUN11	

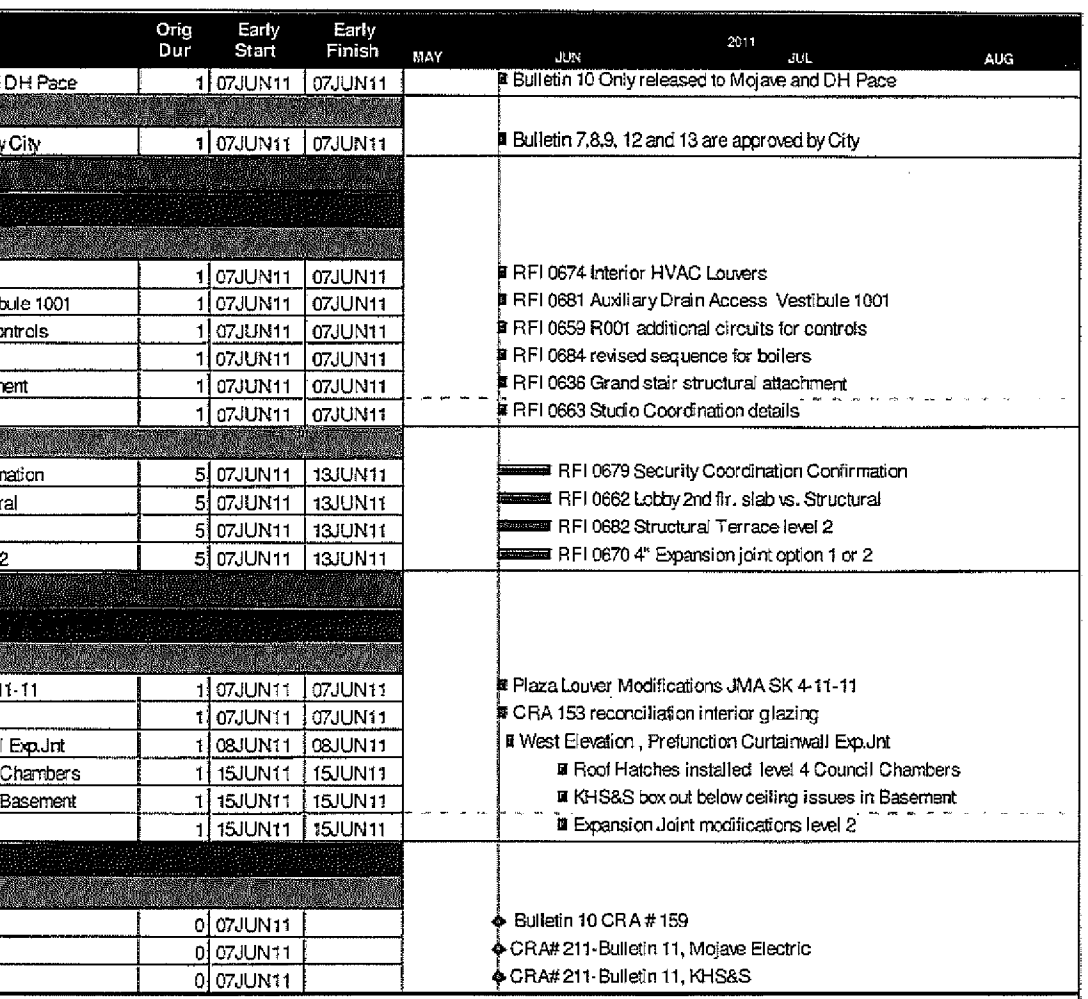

Run date 07JUN11
Page number 2A
Data date 07JUN11
© Primavera Systems, Inc.

The Whiting-Turner Contracting Co.
LVCH 4 Week Schedule

Early bar
Progress bar
Critical bar
Summary bar
Start milestone point
Finish milestone point

Responsibility	Act ID	Description	Orig Dur	Early Start	Early Finish
Owner Change					
DH PACE	275	CRA # 101 Bulletin 10	0	07JUN11	
MOJAVE	305	CRA # 101 Bulletin 10	0	07JUN11	
ALL SUBS	365	CRA# 211 Bulletin 11 all subs except Moj. &KHS&S	0	07JUN11	
Owner Change					
KHS&S	695	CRA# 159 Bulletin 10	0	07JUN11	
SME	705	CRA# 226 remediation work to Tube Steel/ Terrace	0	07JUN11	
Backcharge					
BOMBARD	825	CRA # 236 Conflict w/ Level 3 drapery pocket	0	07JUN11	
Owner Change					
KHS&S	915	CRA# 237 soffit Modification rms 0061,0044	0	07JUN11	
BOMBARD	A-100	CRA # 163 -Bulletin 9 Level 4.5 Mech. Penthouse	0	07JUN11	
COMMERCIAL	A-110	CRA # 163 -Bulletin 9 Level 4.5 Mech. Penthouse	0	07JUN11	
KHS&S	A-120	CRA # 163 -Bulletin 9 Level 4.5 Mech. Penthouse	0	07JUN11	
MOJAVE	A-130	CRA # 163 -Bulletin 9 Level 4.5 Mech. Penthouse	0	07JUN11	
WESTAR	A-140	CRA # 163 -Bulletin 9 Level 4.5 Mech. Penthouse	0	07JUN11	
BOMBARD	A-150	CRA # 126- Bulletin 7 Cafeteria Health Codes	0	07JUN11	
ISEC	A-160	CRA # 126- Bulletin 7 Cafeteria Health Codes	0	07JUN11	
KHS&S	A-170	CRA # 126- Bulletin 7 Cafeteria Health Codes	0	07JUN11	
MOJAVE	A-180	CRA # 126- Bulletin 7 Cafeteria Health Codes	0	07JUN11	
VENTURA	A-190	CRA # 126- Bulletin 7 Cafeteria Health Codes	0	07JUN11	
MOJAVE	A-200	CRA # 130 Bulletin 8-Glass Wall LED cabinets	0	07JUN11	
BOMBARD	A-210	CRA # 130 Bulletin 8-Glass Wall LED cabinets	0	07JUN11	
YESCO	A-220	CRA # 130 Bulletin 8-Glass Wall LED cabinets	0	07JUN11	
BOMBARD	A-250	CRA # 125 Council Chambers Smoke Zone Altera.	0	07JUN11	
DH PACE	A-260	CRA # 125 Council Chambers Smoke Zone Altera.	0	07JUN11	
ISEC	A-270	CRA # 125 Council Chambers Smoke Zone Altera.	0	07JUN11	
KHS&S	A-280	CRA # 125 Council Chambers Smoke Zone Altera.	0	07JUN11	
MOJAVE	A-290	CRA # 125 Council Chambers Smoke Zone Altera.	0	07JUN11	

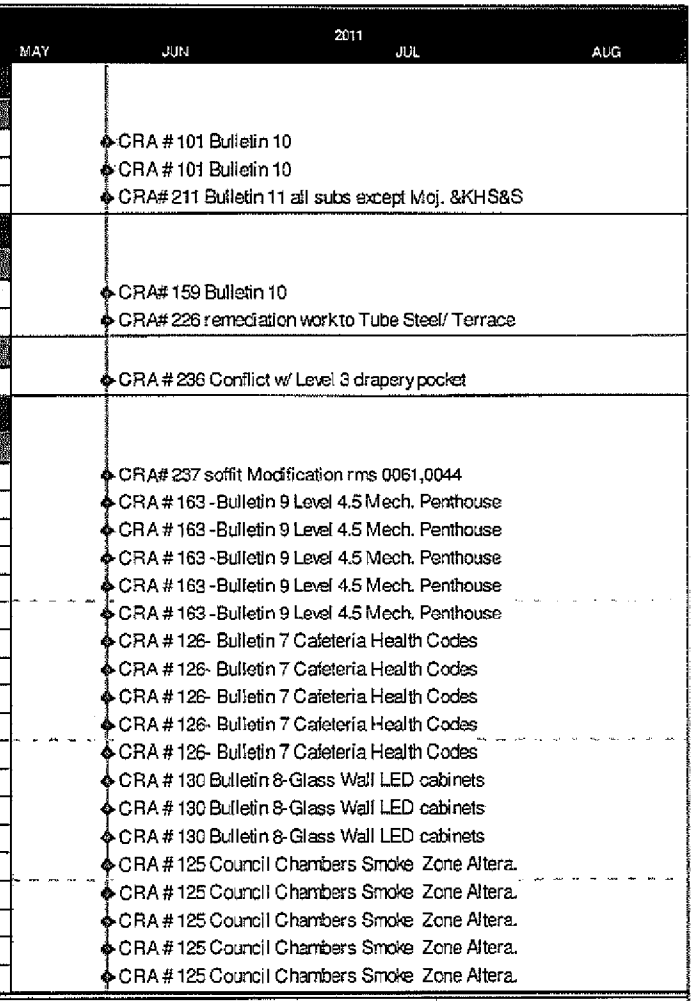

Run date	07JUN11
Page number	3A
Data date	07JUN11
© Primavera Systems, Inc.	

The Whiting-Turner Contracting Co.
LVCH 4 Week Schedule

- Early bar
- Progress bar
- Critical bar
- Summary bar
- Start milestone point
- Finish milestone point

MOJ01767
JA 00005543

Responsibility	Act ID	Description	Orig Dur	Early Start	Early Finish
WESTAR	A-300	CRA # 125 Council Chambers Smoke Zone Altera.	0	07JUN11	
Submittals					
AMAZON	150	Landscaping	1	07JUN11	07JUN11
U. BRASS	180	Deferred Handrail Submittal	1	07JUN11	07JUN11
U. BRASS	220	Utilitiy yard Metal gates Shops	1	07JUN11	07JUN11
HEINAMAN	230	South Entrance Curtain Wall system	2	08JUN11	09JUN11
HEINAMAN	240	ZIG ZAG Wall Interior curtain wall 3rd floor	2	08JUN11	09JUN11
HEINAMAN	250	S. Wall Prefunction window types R,P level 2	2	08JUN11	09JUN11
DH PACE	300	Window Types L,T, E,A,V level 1 studio area	10	08JUN11	21JUN11
HEINAMAN	310	Level 8 East Curtain wall catwalk attachment	5	08JUN11	14JUN11
Procurement					
VENTURA	20	Honeycomb Stone First Delivery	10	07JUN11	20JUN11
VENTURA	21	Honeycomb Stone Final Delivery	49	07JUN11	15AUG11
VENTURA	22	Stone flooring	53	07JUN11	19AUG11
MODERN F.	70	Won Door	1	07JUN11	07JUN11
HEINAMAN	80	Metal Louvers	25	07JUN11	12JUL11
MODERN F.	90	Overhead doors	25	07JUN11	12JUL11
SUNSTONE	100	smoke doors	25	07JUN11	12JUL11
DH PACE	110	Aluminum Interior Door frames and Doors	16	07JUN11	28JUN11
HEINAMAN	170	Prefunction East Entry Curtain Wall system	1	07JUN11	07JUN11
ISEC	260	Rulon Undulating Wood Wall Panels	65	07JUN11	07SEP11
ISEC	290	Interior Cabinets/ Millwork	26	07JUN11	13JUL11
HEINAMAN	160	Prefunction West Curtain Wall system	29	08JUN11	19JUL11
U. BRASS	60	Grand stair handrail tread embed	2	10JUN11	13JUN11
HEINAMAN	190	Prefunction South Level 2 Curtain Wall system	35	10JUN11	29JUL11
HEINAMAN	200	Prefunction 3rd flr. Zig Zag Curtain Wall system	35	10JUN11	29JUL11
EXTERIOR ENCLOSURE/ SHELL					

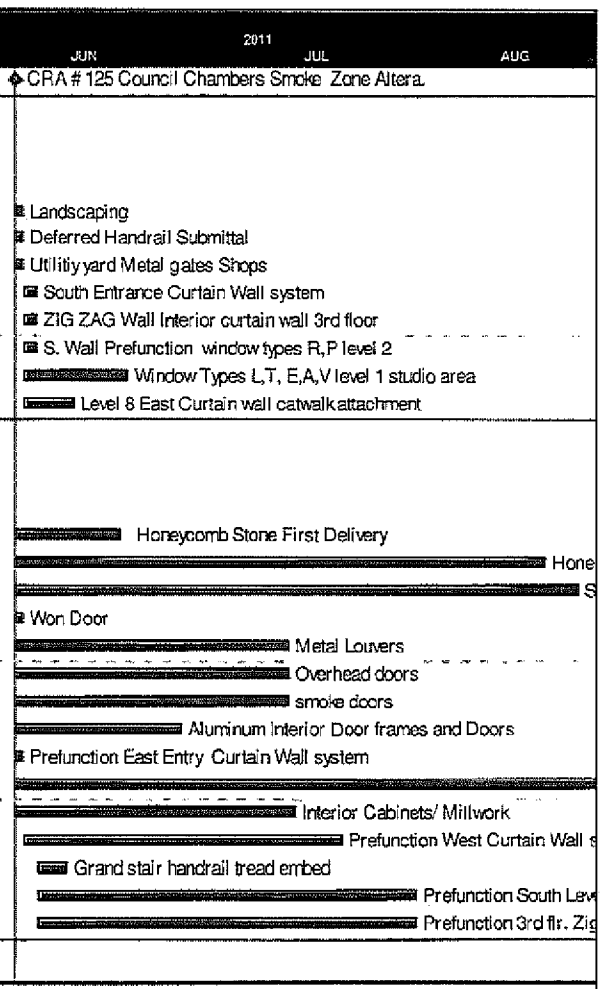

Run date 07JUN11
Page number 4A
Data date 07JUN11
© Primavera Systems, Inc.

The Whiting-Turner Contracting Co.
LVCH 4 Week Schedule

Early bar
Progress bar
Critical bar
Summary bar
Start milestone point
Finish milestone point

Responsibility	Act ID	Description	Orig Dur	Early Start	Early Finish
Level 2					
COMMERCIAL	233	Remediation Work to the waterproofing	5	07JUN11	13JUN11
KHS&S	234	Install Metal Panels	5	14JUN11	20JUN11
Level 3					
KHS&S	364	Install Metal Panels	10	21JUN11	05JUL11
Level 2					
COMMERCIAL	277	Finish Roofing / waterproofing Level 2	1	07JUN11	07JUN11
KHS&S	257	Install Metal Panel System	10	21JUN11	05JUL11
Level 3					
HEINAMAN	266	Complete Knee Wall West behind Curtain Wall	1	07JUN11	07JUN11
COMMERCIAL	267	Finish installation of Roofing Level 3	1	07JUN11	07JUN11
KHS&S	274	Install Metal Panel System	10	05JUL11	19JUL11
Level 2					
KHS&S	133	Rig &Weld ladder support support steel in place	1	07JUN11	07JUN11
KHS&S	163	Install Metal Panels	10	28JUN11	12JUL11
Level 3					
KHS&S	294	Rig &Weld ladder support support steel in place	1	07JUN11	07JUN11
KHS&S	354	Install Metal Panels	26	13JUL11	17AUG11
Level 4					
KHS&S	223	Install Level 4 roof hatches (2)	2	14JUN11	15JUN11
COMMERCIAL	573	Patch single ply roofing /Water tight at Hatches	1	16JUN11	16JUN11
South Elevation					
HEINAMAN	779	Field Measure for S.Entry Metal Panels (On Hold)	1	07JUN11	07JUN11

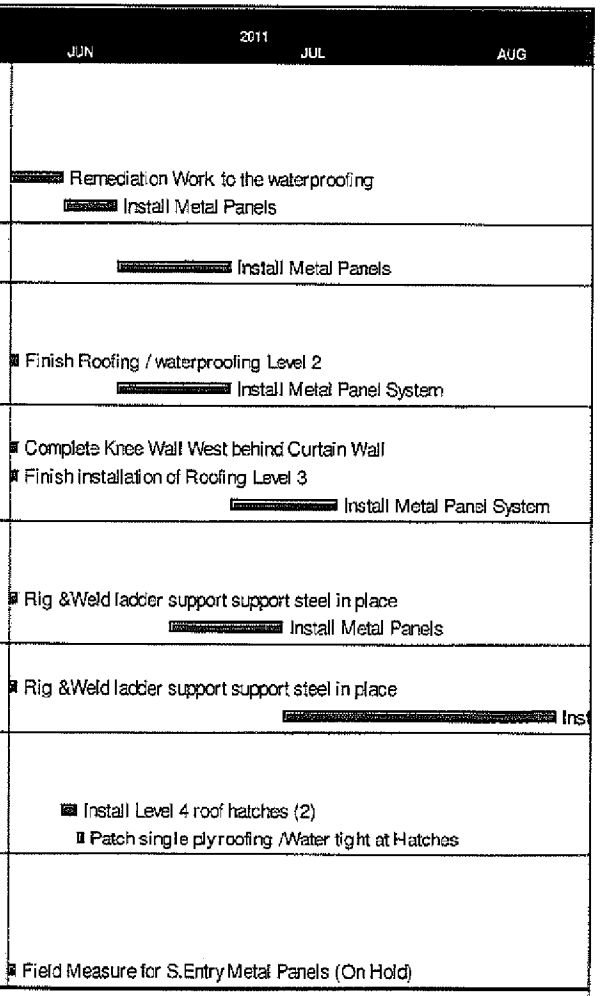

Run date	07JUN11
Page number	5A
Data date	07JUN11
© Primavera Systems, Inc.	

The Whiting-Turner Contracting Co.
LVCH 4 Week Schedule

- Early bar
- Progress bar
- Critical bar
- Summary bar
- Start milestone point
- Finish milestone point

MOJ01769
JA 00005545

Responsibility	Act ID	Description	Orig Dur	Early Start	Early Finish
HEINAMAN	839	Install S. Entrance curtainwall System (On Hold)	6	07JUN11	14JUN11
HEINAMAN	859	Resolve Design issues for Metall panels S. Entry	2	07JUN11	08JUN11
HEINAMAN	869	Fab Metal Panels S. Entrance (On Hold)	30	08JUN11	20JUL11
HEINAMAN	749	Install Fill In panels	2	07JUL11	08JUL11
HEINAMAN	789	Install Replacement Glass	2	08JUL11	11JUL11
HEINAMAN	799	Seal Accordian vinyl (complete)	1	08JUL11	08JUL11
HEINAMAN	809	Retaill south East Corner (Engineering needed)	10	08JUL11	21JUL11
HEINAMAN	819	Install Sunrays (need fix on tape from shop)	9	08JUL11	20JUL11
HEINAMAN	919	Install Fins accross the top Parapet 26 total	10	11JUL11	22JUL11
HEINAMAN	879	Install Metal Panels South Entrance	10	21JUL11	03AUG11
HEINAMAN	939	Rejected 9 fins, that need replaced	5	25JUL11	29JUL11
North Elevation					
HEINAMAN	579	Seal Accordian vinyl (Need Swing Stage set up)	6	16JUN11	23JUN11
HEINAMAN	679	Install Replacement Glass(HCG to review stock)	3	24JUN11	28JUN11
West Elevation					
HEINAMAN	360	Install 8th floor West to North (done)	1	07JUN11	07JUN11
HEINAMAN	739	Field Measure for Mayors balcony panels(done)	1	07JUN11	07JUN11
COMMERCIAL	889	Install Sill Flashing West Strip Window	1	07JUN11	07JUN11
COMMERCIAL	899	Install Waterproofing at West Strip Window	1	08JUN11	08JUN11
KHS&S	909	Frame / sheet Columns at West Strip Window	2	09JUN11	10JUN11
HEINAMAN	769	Install Strip Window West elevation level 1	5	13JUN11	17JUN11
HEINAMAN	409	Install 7TH Floor/ Mayor's Balcony Guardrail	7	22JUN11	30JUN11
East Elevation					
HEINAMAN	171	8th floor Curtain Wall Panels @ catwalk done	2	07JUN11	08JUN11
COMMERCIAL	181	Install Waterproofing at Curtain wall Sill	2	07JUN11	08JUN11
AMAZON	314	Install 2nd Layer of CMU at East North end wall	5	07JUN11	13JUN11
KHS&S	322	Start Framing Exterior columns (complete)	1	07JUN11	07JUN11
HEINAMAN	419	Install Retail Curtain wall system	6	07JUN11	14JUN11
HEINAMAN	669	Install Replacement Glass	5	07JUN11	13JUN11
Level 3 Roof					
West Side Area A					

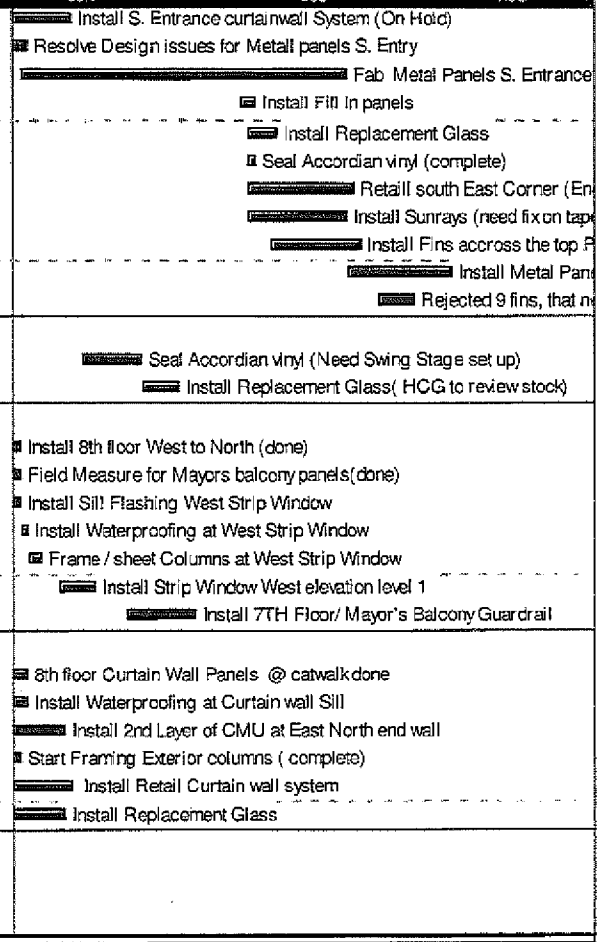

Run date	07JUN11
Page number	6A
Data date	07JUN11
© Primavera Systems, Inc.	

The Whiting-Turner Contracting Co.
LVCH 4 Week Schedule

Early bar
Progress bar
Critical bar
Summary bar
Start milestone point
Finish milestone point

J56.1-368

MOJ01770
JA 00005546

Responsibility	Act ID	Description	Orig Dur	Early Start	Early Finish
KHS&S	949	Frame Roof Parapent wall	1	07JUN11	07JUN11
HEINAMAN	1259	Fire safing is complete around perimeter(done)	1	07JUN11	07JUN11
MOJAVE	950	R/I Window washing Receptacles to LRAA-14	1	08JUN11	08JUN11
MOJAVE	959	Stub up 1" C. to P.V.Equipment Rm.for PV Panels	1	08JUN11	08JUN11
MOJAVE	989	R/I parapet walls with W.P. outlets	3	08JUN11	10JUN11
MOJAVE	999	R/I for Honeywell Obstruction Light 4 places	1	08JUN11	08JUN11
BOMBARD	1009	Q.C. roof and Overflow drains installed	1	08JUN11	08JUN11
BOMBARD	1019	Q.C. 4 Vent risers stubed up through Roof	1	08JUN11	08JUN11
BOMBARD	1029	Complete install SP/2 Stair pressure fan	1	08JUN11	08JUN11
BOMBARD	1039	Complete install BRD/2 relief air penthouse	1	08JUN11	08JUN11
BOMBARD	1049	Complete install SCF/1 Smoke control fan	1	08JUN11	08JUN11
BOMBARD	1059	Complete install SCF/5 Smoke control fan	1	08JUN11	08JUN11
KHS&S	1000	Install Exterior Sheathing on Parapet wall	3	13JUN11	15JUN11
COMMERCIAL	1269	Prep & Pour Cell Crete final top coat layer	3	16JUN11	20JUN11
COMMERCIAL	1289	Install Single Ply Roof over tapered Insulation	5	21JUN11	27JUN11
COMMERCIAL	1319	Install Single Ply Roofing up Parapet walls	5	22JUN11	28JUN11
COMMERCIAL	1349	Install Roof Walking Pads	2	28JUN11	29JUN11
HEINAMAN	1329	Field Measure for Parapet Top Cap	1	29JUN11	29JUN11
HEINAMAN	1339	Install Parapet Top Cap	5	30JUN11	07JUL11
East Side Area B Beneath Cooling Towers					
JMA/ OWNER	1089	This area on hold until Interior wall designed	3	07JUN11	09JUN11
BOMBARD	1090	Complete all Piping runs beneath Cooling Tower	1	07JUN11	07JUN11
MOJAVE	1099	Complete all Electrical Conduit work	1	07JUN11	07JUN11
BOMBARD	1109	Q.C. and adjust Roof Drains to correct Elevation	1	07JUN11	07JUN11
W-T/ KHS&S	1139	Resolve Interior wall Issue Mech. Area L-8	1	07JUN11	07JUN11
W-T	1169	Set up Temp Cooling tower Protective roofing	1	07JUN11	07JUN11
KHS&S	1159	Frame L-8 Wall of Catwalk/Back of Curtain Wall	4	08JUN11	13JUN11
COMMERCIAL	1119	Prep & Pour Cell Crete final top coat layer	1	17JUN11	17JUN11
COMMERCIAL	1129	Install Single Ply Roof over tapered Insulation	5	20JUN11	24JUN11
COMMERCIAL	1149	Install Single Ply Roofing up Curtain walls	5	21JUN11	27JUN11
Level 3 Roof					
Roof Top Construction Activities					

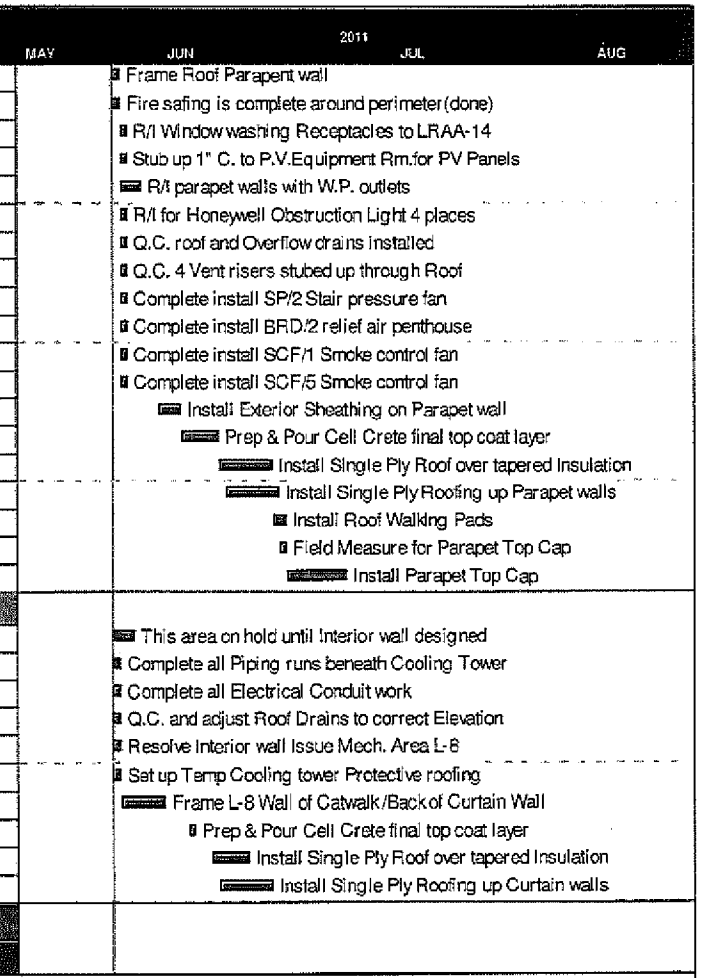

Run date	07JUN11
Page number	7A
Data date	07JUN11

© Primavera Systems, Inc.

The Whiting-Turner Contracting Co.
LVCH 4 Week Schedule

Early bar
Progress bar
Critical bar
Summary bar
Start milestone point
Finish milestone point

Responsibility	Act ID	Description	Orig Dur	Early Start	Early Finish
Area B					
HEINAMAN	1359	Fire safing is complete around perimeter	2	07JUN11	08JUN11
KHS&S	1369	Frame Roof Parapent wall	4	09JUN11	14JUN11
MOJAVE	1379	R/I parapet walls with W.P. outlets	3	15JUN11	17JUN11
HEINAMAN	1439	Field Measure for Parapet Top Cap	1	15JUN11	15JUN11
BOMBARD	1389	Q.C. roof and Overflow drains installed	1	20JUN11	20JUN11
BOMBARD	1399	Q.C. 4 Vent risers stubed up through Roof	1	21JUN11	21JUN11
KHS&S	1409	Install Exterior Sheathing on Parapet wall	3	22JUN11	24JUN11
COMMERCIAL	1419	Install Single Ply Roof over tapered Insulation	4	27JUN11	30JUN11
COMMERCIAL	1429	Install Single Ply Roofing up Parapet walls	4	01JUL11	07JUL11
HEINAMAN	1449	Install Parapet Top Cap	5	08JUL11	14JUL11
Skylight System					
JMA	241	Resolve issue with Light backing	1	07JUN11	07JUN11
HEINAMAN	229	Replace broken Skylight Glass	1	09JUN11	09JUN11
HEINAMAN	239	Deliver metal panel soffits	1	08JUL11 *	08JUL11
HEINAMAN	249	Install metal panel soffits	20	11JUL11	05AUG11
Exterior Plaza Level 2, Area D					
North Elevation, East Side					
SME	689	SME To proceed per CRA 226	1	07JUN11	07JUN11
W-T	429	Start Work on Louver Modifications, JMA SK 4-11-	1	13JUN11	13JUN11
W-T	439	Put down protection	1	14JUN11	14JUN11
SME	449	Demo/remove louver support steel to be modified	2	15JUN11	16JUN11
URATA	459	Demo existing concrete pier	1	17JUN11	17JUN11
URATA	469	Install new concrete pier per JMA SK 4-11-11	2	20JUN11	21JUN11
URATA	479	Concrete pier cure 7 days	7	22JUN11	30JUN11
SME	499	Install new louver support stl. column	1	01JUL11	01JUL11
SME	509	Complete modifications to Louver horizontal stl	2	05JUL11	06JUL11
W-T	519	Modifications complete	1	07JUL11	07JUL11

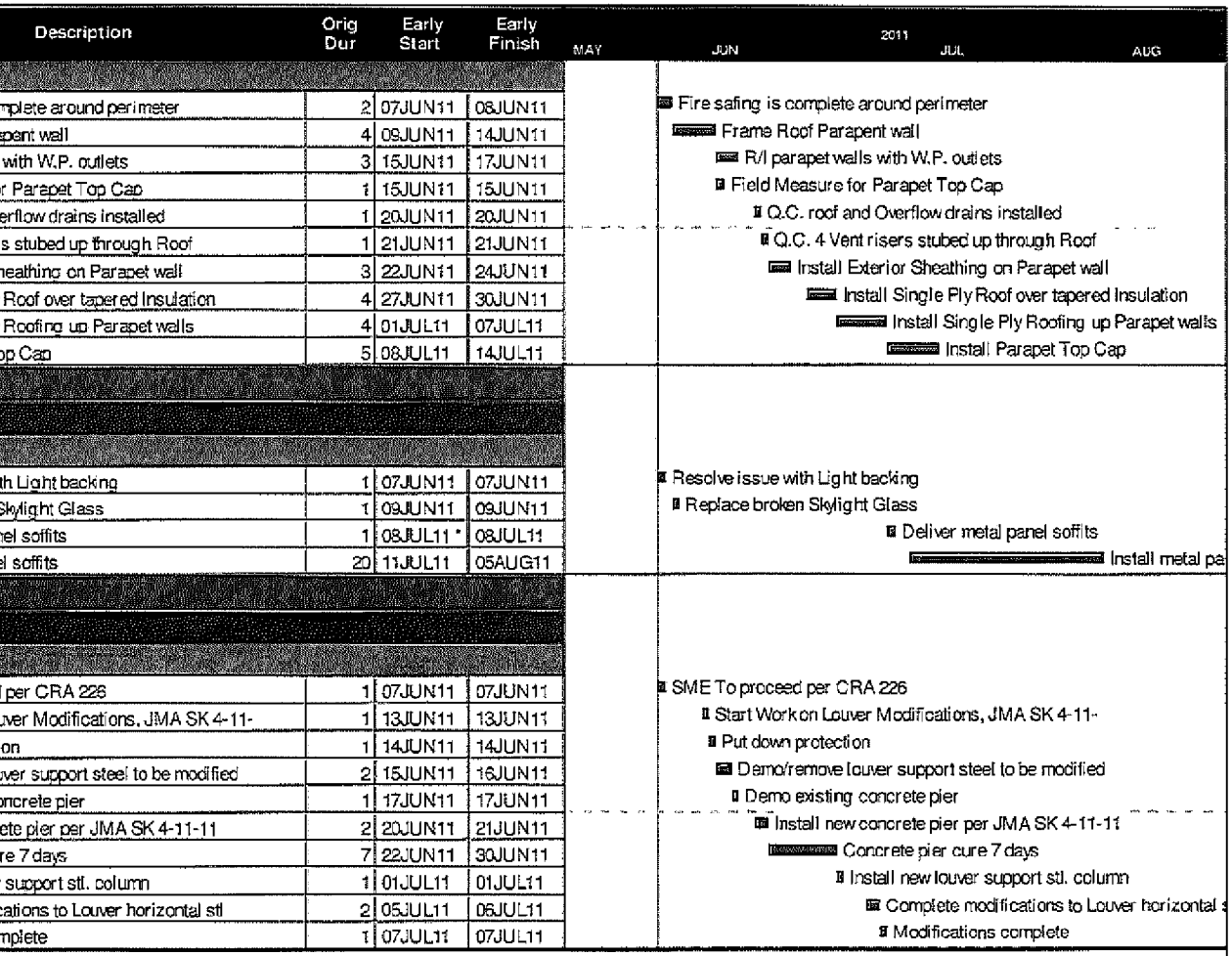

Run date	07JUN11
Page number	8A
Data date	07JUN11
© Primavera Systems, Inc.	

The Whiting-Turner Contracting Co.
LVCH 4 Week Schedule

- Early bar
- Progress bar
- Critical bar
- Summary bar
- Start milestone point
- Finish milestone point

MOJ01772
JA 00005548

Responsibility	Act ID	Description	Orig Dur	Early Start	Early Finish
West Elevation					
AMAZON	559	Install CMU Filler piece in planter to Bldg.	1	15JUN11	15JUN11
North Elevation, West Side					
W-T	489	Start Work on Louver Modifications, JMA SK 4-11-	1	14JUN11	14JUN11
W-T	529	Put down protection	1	15JUN11	15JUN11
SME	539	Demo/remove louver support steel to be modified	1	16JUN11	16JUN11
URATA	549	Demo existing concrete pier	1	17JUN11	17JUN11
URATA	569	Repair concrete deck at demoed conc. pier	2	20JUN11	21JUN11
Interior Core Build Out					
Exterior Framing, Drywall, MEP Core Activities					
1st Floor					
General					
KHS&S	1298	Complete Suspended Ceiling	1	07JUN11	07JUN11
KHS&S	1299	Install ceiling tiles just for MEP Install	1	07JUN11	07JUN11
MOJAVE	1309	R/I Overhead power, control, fire alarm	1	07JUN11	07JUN11
KHS&S	1318	Paint doors and frames	5	07JUN11	13JUN11
BOMBARD	1378	Install 3 NAE & NCE HVAC Controls (done)	1	07JUN11	07JUN11
BOMBARD	1388	power for NAE's determined in RFI 0659	3	08JUN11	10JUN11
BOMBARD	1308	Mechanical R/I to suspended grid	1	09JUN11	09JUN11
WESTAR	1348	Set Sprinkler Heads in Ceiling tiles	5	09JUN11	15JUN11
KHS&S	1278	Start install of Corridor Wainscoats	5	14JUN11	20JUN11
DH PACE	1558	Install aluminum door frames	5	14JUN11	20JUN11
MOJAVE	1279	Make up and install outlets and trim plates	3	16JUN11	20JUN11
BOMBARD	1578	Start up AHU 1	5	24JUN11	30JUN11
2nd Floor					
General Area					
ALL SUBS	1738	Complete Telecom Rooms 100 Finishes	1	07JUN11	07JUN11
KHS&S	1888	Relocate access panel RM. 1034	1	07JUN11	07JUN11
MOJAVE	1938	All hard lid R/I , Lighting installed/inspected	1	07JUN11	07JUN11
BOMBARD	1068	complete all termination and make up VAV's	2	14JUN11	15JUN11
BOMBARD	1118	Start up AHU 2 & 3, 4 and 5	5	27JUN11	01JUL11

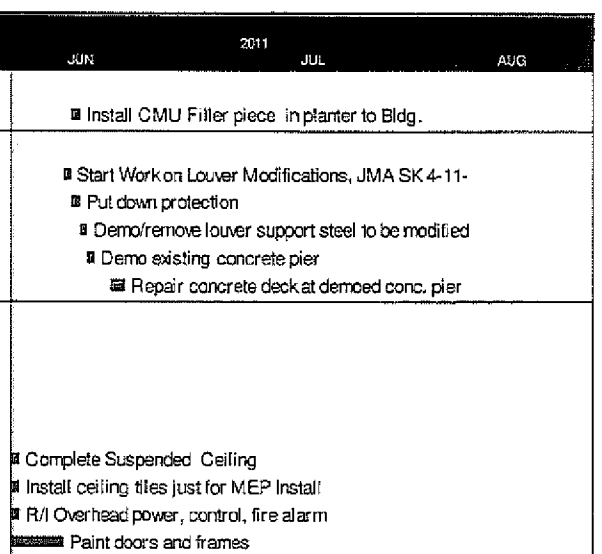

Run date	07JUN11
Page number	9A
Data date	07JUN11
© Primavera Systems, Inc.	

The Whiting-Turner Contracting Co.
LVCH 4 Week Schedule

Early bar
Progress bar
Critical bar
Summary bar
Start milestone point
Finish milestone point

MOJ01773
JA 00005549

Responsibility	Act ID	Description	Orig Dur	Early Start	Early Finish
Lobby 1002 Area A					
HEINAMAN	1195	Install Temp Wall inplace of Curtain Wall.	6	07JUN11	14JUN11
HEINAMAN	1218	Clad Main Entry Columns for store front	10	07JUN11	20JUN11
ALL SUBS	1408	See Grand Stair Schedule under Stari 6 section	1	07JUN11	07JUN11
MOJAVE	1418	R/I Overhead power, control, fire alarm Complete	1	07JUN11	07JUN11
MOJAVE	1428	Pull Overhead Circuits back to panels Complete	1	07JUN11	07JUN11
MOJAVE	1928	All interior walls R/I and signed off by Inspect	1	07JUN11	07JUN11
KHS&S	1929	Install durra rock on lobby walls and columns	5	07JUN11	13JUN11
HEINAMAN	1141	Weld bent plates to canopy I-Beams	2	13JUN11	14JUN11
KHS&S	1198	Install Armstrong Clg. @ Main Entry	3	20JUN11	22JUN11
Area A					
VENTURA	2238	finish Ceramic Tile in Mens Restrooms 1084 ,1080	10	07JUN11	20JUN11
VENTURA	2248	finsih CeramicTile in Womens Restrooms 1085,1081	10	07JUN11	20JUN11
VENTURA	2278	Completed Ceramic Tile in Mens Restrooms 1112	1	07JUN11	07JUN11
VENTURA	2288	Completed Ceramic Tile in Womens Restrooms 1113	1	07JUN11	07JUN11
COMMERCIAL	2778	Install flashing at strip window room 1063 done)	1	07JUN11	07JUN11
KHS&S	2828	Tapping walls & ceiling to follow 5' leave out	5	07JUN11	13JUN11
KHS&S	2838	Texture walls and ceiling follow 5' leave out	5	07JUN11	13JUN11
KHS&S	2848	Paint walls &clgs to follow 5' leave out work	5	07JUN11	13JUN11
KHS&S	2858	suspended ceilings per 5' leave out work	1	07JUN11	07JUN11
MOJAVE	3028	R/I Overhead power, control, fire alarm (done)	1	07JUN11	07JUN11
MOJAVE	3038	Pull Overhead Circuits back to panels(done)	2	07JUN11	08JUN11
ISEC	3418	Install sink sub countertop	1	07JUN11	07JUN11
KHS&S	2788	Complete framing around columns at strip window	2	08JUN11	09JUN11
MOJ. & BOM	2998	R/I MEP in suspended ceilings	5	08JUN11	14JUN11
VENTURA	3428	Install sinkstone countertop	2	08JUN11	09JUN11
HEINAMAN	2798	Install strip window in Room 1063 Open Office	2	10JUN11	13JUN11
BOMBARD	3368	Install plumbing fixtures in Restrooms	5	10JUN11	16JUN11
CITY INSP.	2808	City sign off all overhead electrical r/i area A	1	14JUN11	14JUN11
KHS&S	2818	Complete all clg. and soffit install of Drywall	1	15JUN11	15JUN11
COMMERCIAL	2768	Install waterproofing at strip window rm.1063	1	23JUN11	23JUN11
Area B					
VENTURA	2258	Completed Ceramic Tile in Mens Restrooms 1140	1	07JUN11	07JUN11

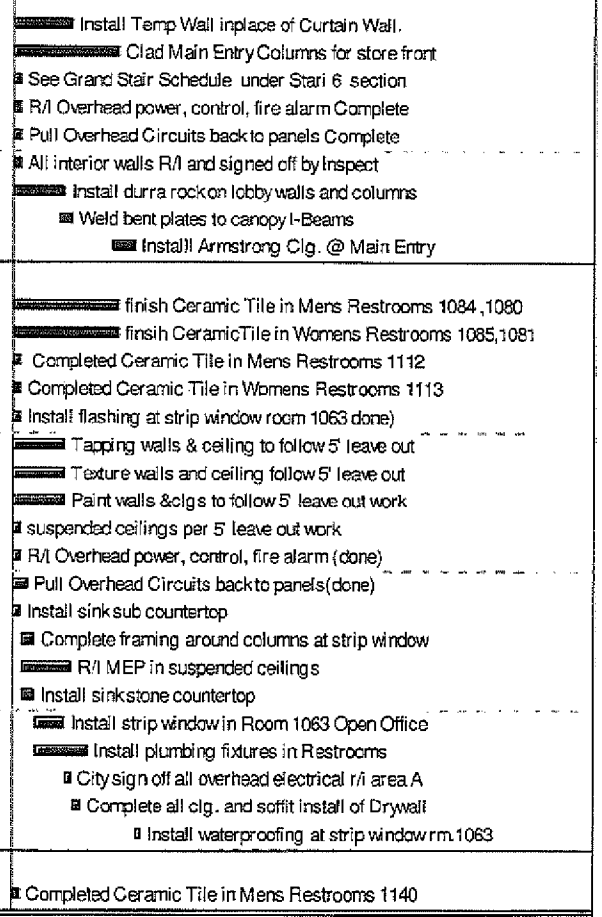

Run date	07JUN11
Page number	10A
Data date	07JUN11
© Primavera Systems, Inc.	

The Whiting-Turner Contracting Co.
LVCH 4 Week Schedule

- Early bar
- Progress bar
- Critical bar
- Summary bar
- Start milestone point
- Finish milestone point

MOJ01774
JA 00005550

Responsibility	Act ID	Description	Orig Dur	Early Start	Early Finish
VENTURA	2268	Completed Ceramic Tile in Womens Restrooms 1141	1	07JUN11	07JUN11
KHS&S	2738	See 5' leave out workschedule for finishes	1	07JUN11	07JUN11
ISEC	3438	Install sink sub countertop	1	07JUN11	07JUN11
VENTURA	3448	Install sink stone countertop	2	08JUN11	09JUN11
BOMBARD	3458	Install plumbing fixtures in Restrooms	5	10JUN11	16JUN11
Area C					
KHS&S	1088	RFI Sound Hard Lids in Edit Rooms 1-7	1	07JUN11	07JUN11
MOJAVE	1108	R/I Overhead power, control, fire alarm(done)	1	07JUN11	07JUN11
MOJAVE	1158	Pull Overhead Circuits back to panels(done)	1	07JUN11	07JUN11
KHS&S	1228	Install walls full height Mech Rm.1117	5	07JUN11	13JUN11
KHS&S	1248	Tape and Texture walls B.O.H.	5	07JUN11	13JUN11
KHS&S	1258	Paint Walls	5	09JUN11	15JUN11
Area D					
KHS&S	1098	KHS&S RFI sound rated soffit needs resolved	1	07JUN11	07JUN11
MOJAVE	1188	R/I Overhead power, control, fire alarm (done)	1	07JUN11	07JUN11
MOJAVE	1208	Pull Overhead Circuits back to panels (done)	1	08JUN11	08JUN11
General Area					
BOMBARD	1588	complete all termination and make up VAV's	2	07JUN11	08JUN11
KHS&S	1628	Need direction on small SRT wall	3	07JUN11	09JUN11
ALL SUBS	1748	Complete Telecom Rooms 100 Finishes	5	07JUN11	13JUN11
ALL SUBS	1788	Complete work Bulletin 7 ALL AREAS	2	07JUN11	08JUN11
MOJAVE	1948	All hard lid R/I , Lighting installed/inspected	1	07JUN11	07JUN11
KHS&S	2018	Relocate access panel Room 2055	1	07JUN11	07JUN11
KHS&S	2028	Relocate access room 2010	1	08JUN11	08JUN11
KHS&S	2058	Drywall , tape, texture , Paint Hard lids	2	08JUN11	09JUN11
BOMBARD	2038	Issue with Duct in 2048 to low	1	09JUN11	09JUN11
BOMBARD	1618	Start up AHU 6	5	28JUN11	05JUL11
Area A					
MOJAVE	1438	R/I Overhead power, control, fire alarm (done)	1	07JUN11	07JUN11
MOJAVE	1458	Pull Overhead Circuits back to panels (done)	1	07JUN11	07JUN11
ISEC	1568	Install sink sub countertop	1	07JUN11	07JUN11

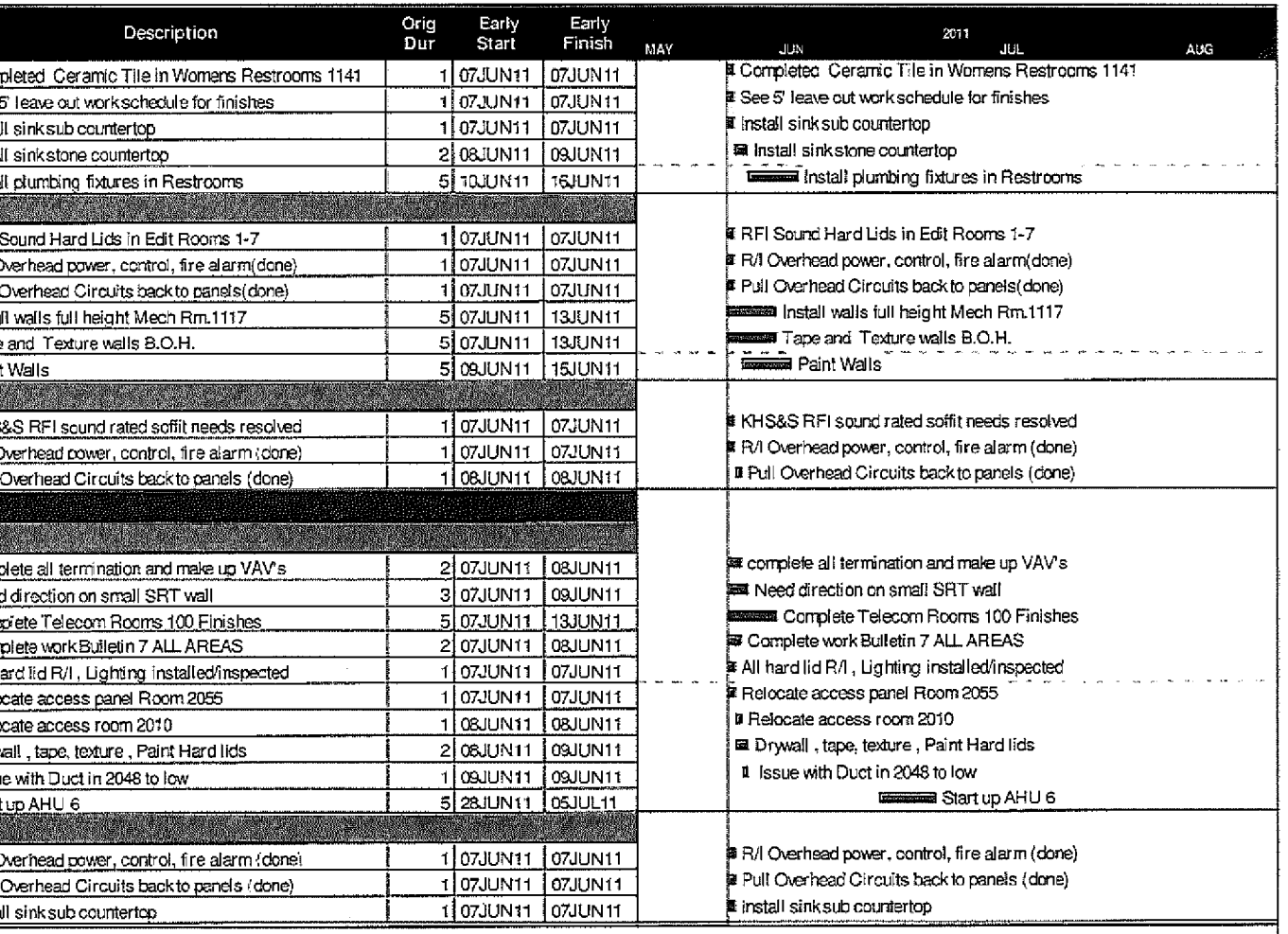

Run date 07JUN11
Page number 11A
Data date 07JUN11
© Primavera Systems, Inc.

The Whiting-Turner Contracting Co.
LVCH 4 Week Schedule

Early bar
Progress bar
Critical bar
Summary bar
Start milestone point
Finish milestone point

Responsibility	Act ID	Description	Orig Dur	Early Start	Early Finish
VENTURA	2298	Finish Ceramic Tile in Mens Restrooms 2015,2042	3	07JUN11	09JUN11
VENTURA	2308	Finish CeramicTile in Womens Restrooms 2016,2041	3	07JUN11	09JUN11
BOMBARD	1598	Install sinkstone countertop	2	08JUN11	09JUN11
VENTURA	1608	Install plumbing fixtures in Restrooms	5	10JUN11	16JUN11
KHS&S	1328	Complete shaft wall framing	4	14JUN11	17JUN11
CITY INSP.	1338	Inspect Shaft wall Framing	1	20JUN11	20JUN11
KHS&S	1358	Tape and Finish Shaft walls	4	21JUN11	24JUN11
Area B					
VENTURA	2318	Ceramic Tile in Mens Restrooms 2057	3	07JUN11	09JUN11
VENTURA	2328	Ceramic Tile in Womens Restrooms 22058	3	07JUN11	09JUN11
MOJAVE	3068	R/I Overhead power, control, fire alarm (Done)	5	09JUN11	15JUN11
ISEC	3388	Install sinksub countertop	1	10JUN11	10JUN11
MOJAVE	3078	Pull Overhead Circuits back to panels (done)	5	13JUN11	17JUN11
VENTURA	3468	Install sinkstone countertop	2	13JUN11	14JUN11
BOMBARD	3478	Install plumbing fixtures in Restrooms	5	15JUN11	21JUN11
Area C					
VENTURA	2338	Ceramic Tile in Mens Restrooms 22036	5	07JUN11	13JUN11
VENTURA	2348	Ceramic Tile in Womens Restrooms 2237	5	07JUN11	13JUN11
MOJAVE	1468	R/I Overhead power, control, fire alarm (done)	5	09JUN11	15JUN11
MOJAVE	1478	Pull Overhead Circuits back to panels (done)	5	09JUN11	15JUN11
ISEC	1398	Install sinksub countertop	2	14JUN11	15JUN11
VENTURA	1808	Install sinkstone countertop	2	16JUN11	17JUN11
BOMBARD	1818	Install plumbing fixtures in Restrooms	5	20JUN11	24JUN11
KHS&S	1368	Install Drywall B .O.H walls	3	27JUN11	29JUN11
2049 Prefunction					
KHS&S	2578	complete ceiling and soffit framing	1	07JUN11	07JUN11
KHS&S	2588	Complete JMA SK Dated 4-5-11 diffuser slot	1	07JUN11	07JUN11
KHS&S	2598	Complete JMA detail A framing at plate girder	1	07JUN11	07JUN11
KHS&S	2608	Complete1hr rated shaft wall per detail B	1	07JUN11	07JUN11
KHS&S	2618	Complete Smoke and fire safing perimeter seal	1	07JUN11	07JUN11
KHS&S	2638	Complete sect. of framing at plate girder soffit	1	07JUN11	07JUN11
WESTERN	2628	R/I sprinkler head per detail C JMA sk4-11-11	4	08JUN11	13JUN11
ALL SUBS	2648	R/I Electrical, HVAC, Control and Fire alarm	1	08JUN11	08JUN11

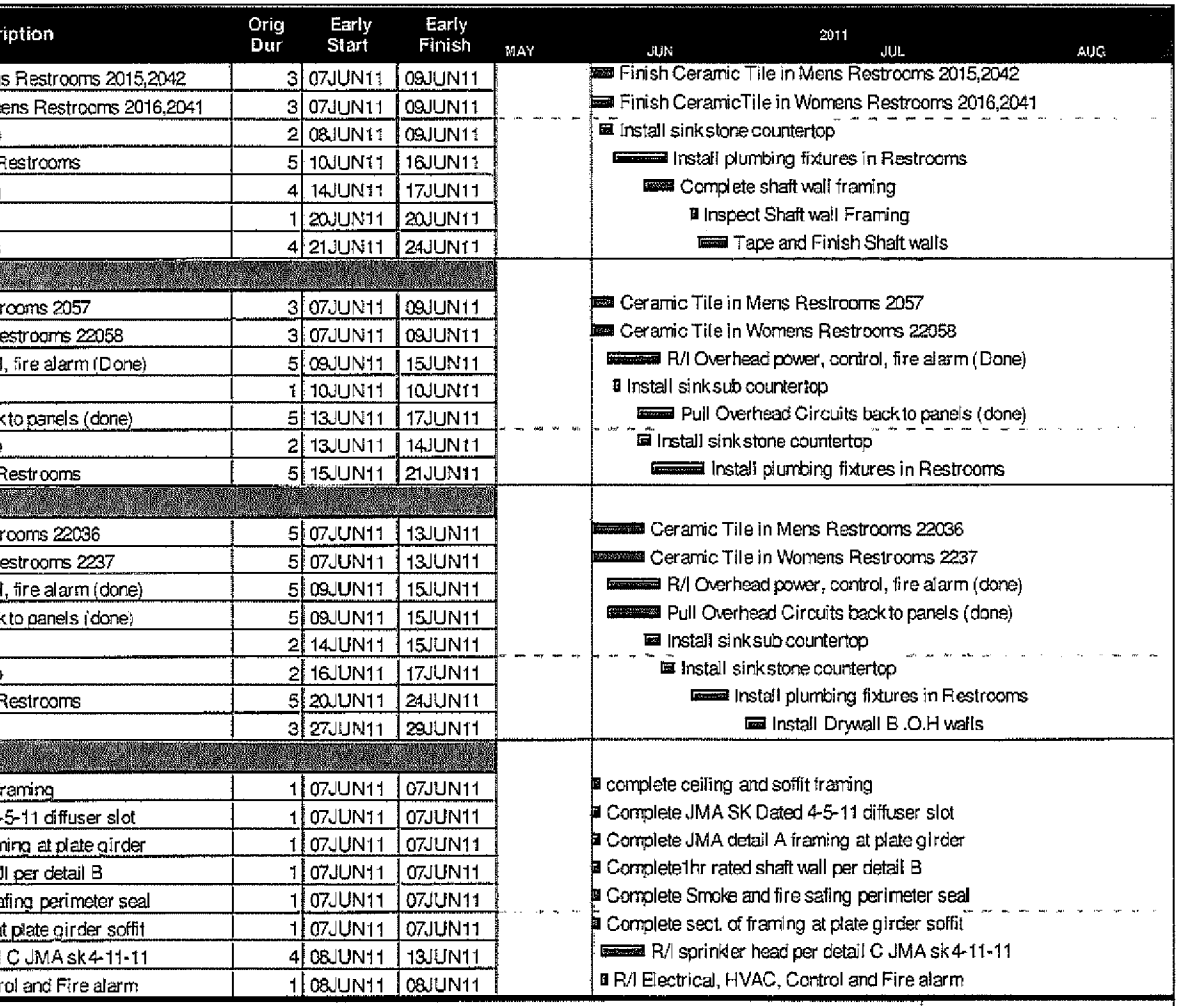

Run date	07JUN11
Page number	12A
Data date	07JUN11
© Primavera Systems, Inc.	

The Whiting-Turner Contracting Co.
LVCH 4 Week Schedule

Early bar
Progress bar
Critical bar
Summary bar
Start milestone point
Finish milestone point

MOJ01776
JA 00005552

Responsibility	Act ID	Description	Orig Dur	Early Start	Early Finish
CITY INSP.	2658	Inspect above framed walls and ceilings/soffits	1	09JUN11	09JUN11
CITY INSP.	2668	Inspect R/I MEP in above listed activities	1	09JUN11	09JUN11
KHS&S	2678	Start installing drywall, walls , soffits , clgs	5	10JUN11	16JUN11
HEINAMAN	3008	Install Metal Panels	10	22JUN11	06JUL11
Preinction Items that need attention					
HEINAMAN	3328	Need to field measure and release to Fabricate	1	07JUN11	07JUN11
HEINAMAN	3528	Verify Metal Panel layout per sketch	1	07JUN11	07JUN11
HEINAMAN	3288	West Entrance (fake wall) curtain wall	1	08JUN11	08JUN11
HEINAMAN	3298	East Entrance store front and canopy	1	09JUN11	09JUN11
HEINAMAN	3308	3rd floor Interior zig zag curtain wall	1	10JUN11	10JUN11
HEINAMAN	3318	Curtain Wall leading into Customer Service	1	13JUN11	13JUN11
2040 Council Chambers					
MOJ. & BOM	2698	R/I MEP in all walls Complete	1	07JUN11	07JUN11
CITY INSP.	2708	Inspect Framing and R/I Complete	1	07JUN11	07JUN11
MOJAVE	3018	Complete Overhead electrical, contr., fire alarm	1	07JUN11	07JUN11
KHS&S	2688	Complete drywall install North Zig Zag Wall	1	08JUN11	08JUN11
KHS&S	2718	Complete drywall on all walls	1	08JUN11	08JUN11
KHS&S	3048	Install Metal Ceiling Panel frames West to East	15	08JUN11	28JUN11
MOJ. & WES	3058	Install Mechanical and Sprinkler trim with Clg.	15	08JUN11	28JUN11
BOMBARD	3538	Install duct in Metal frames for Metal Ceilings	15	08JUN11	28JUN11
URATA	3358	Form and pour raised floor under Dais.	3	14JUN11	16JUN11
KHS&S	3548	Black out above Metal ceilig panels	10	22JUN11	06JUL11
KHS&S	3558	Complete Metal panels in Ceiling installation	8	23JUN11	05JUL11
KHS&S	3338	Install Metal Panels on North Zig Zag Wall.	9	05JUL11	15JUL11
General Area					
KHS&S	1798	Need direction on small SRT wall	3	07JUN11	09JUN11
MOJAVE	1908	Complete Hard lid r/i Everywhere Level 3	2	07JUN11	08JUN11
MOJAVE	2048	Layout drywall removal for Bulletin 10	1	07JUN11	07JUN11
KHS&S	2188	Install fire safing &fire caulk wall penitration	1	07JUN11	07JUN11
BOMBARD	1008	Install 3 NAE & NCE HVAC Controls (done)	5	08JUN11	14JUN11
BOMBARD	1638	Complete electrical to AHU 7	2	08JUN11	09JUN11

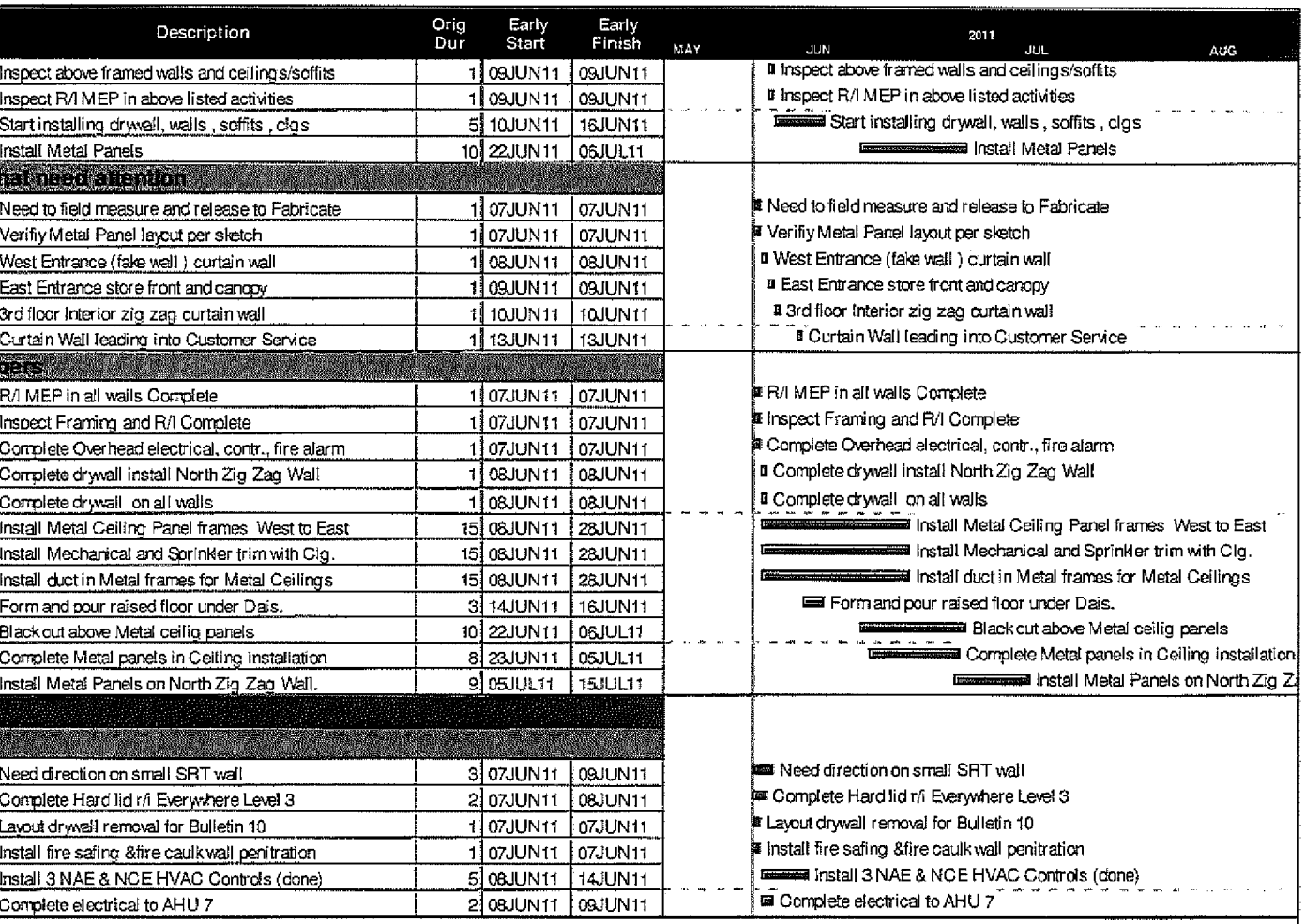

Run date 07JUN11
Page number 13A
Data date 07JUN11
© Primavera Systems, Inc.

The Whiting-Turner Contracting Co.
LVCH 4 Week Schedule

Early bar
Progress bar
Critical bar
Summary bar
Start milestone point
Finish milestone point

J56.1-375

MOJ01777
JA 00005553

Responsibility	Act ID	Description	Orig Dur	Early Start	Early Finish
MOJAVE	2748	r/i bulletin 10 security all alum door frames	3	08JUN11	10JUN11
KHS&S	1918	Drywall , tape, texture , Paint Hard lids	3	09JUN11	13JUN11
CITY INSP.	2758	Inspect R/I Bulletin 10	1	13JUN11	13JUN11
KHS&S	2868	Patch and repair bulletin Drywall patches	5	14JUN11	20JUN11
MOJAVE	1498	Determine Emergency power for NAE's	1	15JUN11	15JUN11
ALL SUBS	1758	Complete Telecom Rooms 100 Finishes	5	15JUN11	21JUN11
BOMBARD	1508	Complete power to NAE and NCE's	2	16JUN11	17JUN11
BOMBARD	1648	Start up AHU 7	5	11JUL11	15JUL11
Area A					
MOJAVE	3088	R/I Overhead power, control, fire alarm	5	09JUN11	15JUN11
MOJAVE	3098	Pull Overhead Circuits back to panels	5	13JUN11	17JUN11
VENTURA	2358	Start Ceramic Tile in Mens Restrooms 3030,3047	15	14JUN11	05JUL11
VENTURA	2368	Start Ceramic Tile in Womens Restrooms 3031,3046	15	14JUN11	05JUL11
ISEC	3398	Install sink sub countertop	2	06JUL11	07JUL11
VENTURA	3488	Install sink stone countertop	2	08JUL11	11JUL11
BOMBARD	3498	Install plumbing fixtures in Restrooms	5	12JUL11	18JUL11
Area B					
MOJAVE	3108	R/I Overhead power, control, fire alarm	10	09JUN11	22JUN11
MOJAVE	3118	Pull Overhead Circuits back to panels	10	13JUN11	24JUN11
General Area					
BOMBARD	1018	complete all termination and make up VAV's	5	07JUN11	13JUN11
KHS&S	1898	Need direction on small SRT wall	3	07JUN11	09JUN11
KHS&S	2198	Install fire caulk wall penitration	1	07JUN11	07JUN11
MOJAVE	2878	Layout drywall removal for Bulletin 10	1	08JUN11	08JUN11
MOJAVE	1038	Complete Hard lid r/i Everywhere Level 3	2	09JUN11	10JUN11
MOJAVE	2888	r/i bulletin 10 security all alum door frames	3	09JUN11	13JUN11
KHS&S	1058	Drywall , tape, texture , Paint Hard lids	3	13JUN11	15JUN11
CITY INSP.	2898	Inspect R/I Bulletin 10	1	14JUN11	14JUN11
KHS&S	2908	Patch and repair bulletin Drywall patches	5	15JUN11	21JUN11
ALL SUBS	1838	Complete Telecom Rooms 100 Finishes	5	16JUN11	22JUN11
BOMBARD	1828	Start up AHU 8	5	18JUL11	22JUL11

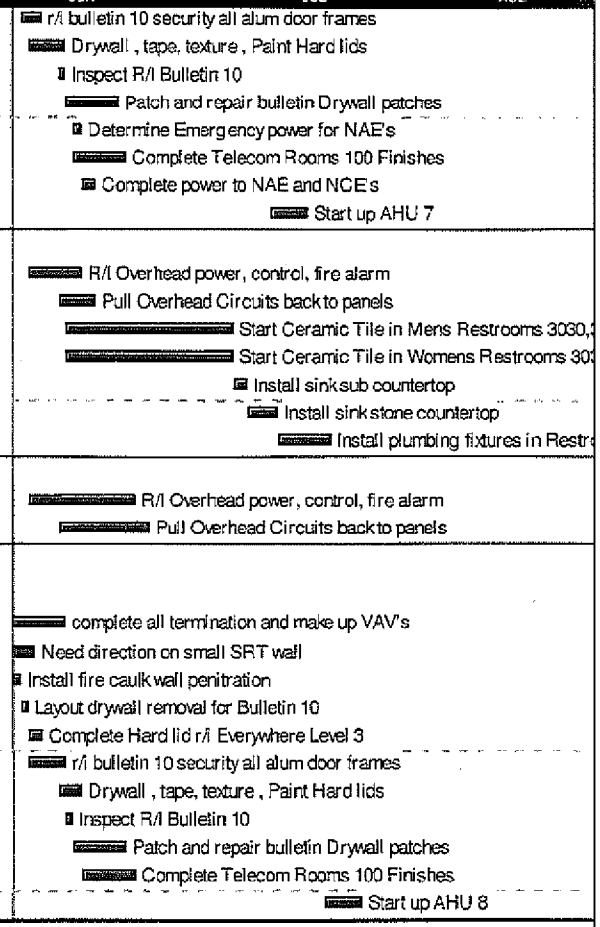

Run date 07JUN11
Page number 14A
Data date 07JUN11
© Primavera Systems, Inc.

The Whiting-Turner Contracting Co.
LVCH 4 Week Schedule

Early bar
Progress bar
Critical bar
Summary bar
Start milestone point
Finish milestone point

Responsibility	Act ID	Description	Orig Dur	Early Start	Early Finish
Area A					
MOJAVE	3128	R/I Overhead power, control, fire alarm	5	09JUN11	15JUN11
MOJAVE	3138	Pull Overhead Circuits back to panels	5	13JUN11	17JUN11
VENTURA	2378	Start Ceramic Tile in Mens Restrooms 4053,4057	15	21JUN11	12JUL11
VENTURA	2388	Start Ceramic Tile in Womens Restrooms 4031,4056	15	13JUL11	02AUG11
ISEC	3378	Install sink sub countertop	2	03AUG11	04AUG11
VENTURA	3408	Install sink stone countertop	2	05AUG11	08AUG11
BOMBARD	3508	Install plumbing fixtures in Restrooms	5	09AUG11	15AUG11
Area B					
MOJAVE	3148	R/I Overhead power, control, fire alarm	5	13JUN11	17JUN11
MOJAVE	3158	Pull Overhead Circuits back to panels	5	15JUN11	21JUN11
General Area					
BOMBARD	1028	complete all termination and make up VAV's	1	07JUN11	07JUN11
KHS&S	1078	Need direction on small SRT wall	3	07JUN11	09JUN11
MOJAVE	1268	Complete Hard lid r/i Everywhere Level 3	3	09JUN11	13JUN11
KHS&S	2208	Install fire caulk wall penitration	5	09JUN11	15JUN11
MOJAVE	2918	Layout drywall removal for Bulletin 10	1	10JUN11	10JUN11
MOJAVE	2928	r/i bulletin 10 security all alum door frames	3	13JUN11	15JUN11
KHS&S	1288	Drywall , tape, texture , Paint Hard lids	3	14JUN11	16JUN11
CITY INSP.	2938	Inspect R/I Bulletin 10	1	16JUN11	16JUN11
ALL SUBS	1878	Complete Telecom Rooms 100 Finishes	5	17JUN11	23JUN11
KHS&S	2948	Patch and repair bulletin Drywall patches	5	17JUN11	23JUN11
BOMBARD	1848	Complete chill water connection to AHU 9	2	20JUN11	21JUN11
MOJAVE	1858	Complete electrical to AHU 9	3	22JUN11	24JUN11
BOMBARD	1868	Start up AHU 9	5	20JUL11	26JUL11
Area A					
MOJAVE	3188	R/I Overhead power, control, fire alarm	10	23JUN11	07JUL11
MOJAVE	3198	Pull Overhead Circuits back to panels	10	27JUN11	11JUL11
VENTURA	2398	Start Ceramic Tile in Mens Restrooms 5040,5033	15	13JUL11	02AUG11
VENTURA	2408	Start Ceramic Tile in Womens Restrooms 5039,5032	15	13JUL11	02AUG11
Area B					

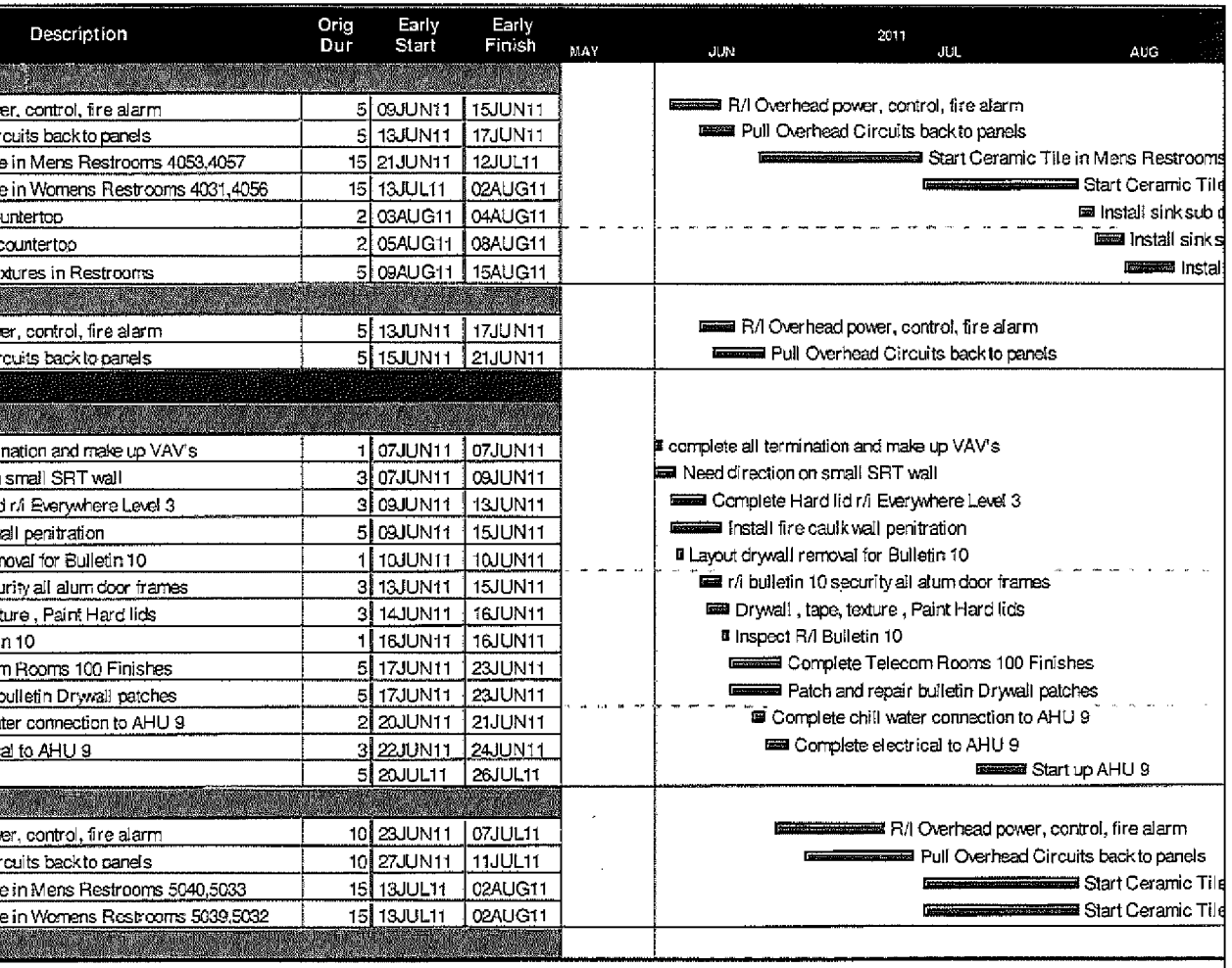

Run date	07JUN11
Page number	15A
Data date	07JUN11
© Primavera Systems, Inc.	

The Whiting-Turner Contracting Co.
LVCH 4 Week Schedule

- Early bar
- Progress bar
- Critical bar
- Summary bar
- Start milestone point
- Finish milestone point

J56.1-377

MOJ01779
JA 00005555

Responsibility	Act ID	Description	Orig Dur	Early Start	Early Finish
MOJAVE	3168	R/I Overhead power, control, fire alarm	10	23JUN11	07JUL11
MOJAVE	3178	Pull Overhead Circuits back to panels	10	27JUN11	11JUL11
General Area					
KHS&S	1518	Need direction on small SRT wall	3	07JUN11	09JUN11
KHS&S	1968	Drywall , tape, texture , Paint Hard lids	3	07JUN11	09JUN11
BOMBARD	1448	Install 3 NAE & NCE HVAC Controls	5	10JUN11	16JUN11
KHS&S	2218	Install fire safing &fire caulk wall penitration	2	13JUN11	14JUN11
MOJAVE	2958	Layout drywall removal for Bulletin 10	1	13JUN11	13JUN11
MOJAVE	1958	Complete Hard lid r/i Everywhere Level 3	3	14JUN11	16JUN11
MOJAVE	2968	r/i bulletin 10 security all alum door frames	3	14JUN11	16JUN11
MOJAVE	1528	Determine Emergency power for NAE's	1	17JUN11	17JUN11
CITY INSP.	2978	Inspect R/I Bulletin 10	1	17JUN11	17JUN11
MOJAVE	1538	Complete power to NAE and NCE's	2	20JUN11	21JUN11
BOMBARD	1678	Complete chill water connection to AHU 10	2	20JUN11	21JUN11
ALL SUBS	1768	Complete Telecom Rooms 100 Finishes	5	20JUN11	24JUN11
KHS&S	2968	Patch and repair bulletin Drywall patches	5	20JUN11	24JUN11
BOMBARD	1548	complete all termination and make up VAV's	5	22JUN11	28JUN11
MOJAVE	1688	Complete electrical to AHU 10	3	20JUL11	22JUL11
BOMBARD	1698	Start Up AHU 10	5	21JUL11	27JUL11
Area A					
MOJAVE	3208	R/I Overhead power, control, fire alarm	5	27JUN11	01JUL11
MOJAVE	3218	Pull Overhead Circuits back to panels	5	29JUN11	06JUL11
VENTURA	2418	Start Ceramic Tile in Mens Restrooms 6057,6051	15	20JUL11	09AUG11
VENTURA	2428	Start Ceramic Tile in Womens Restrooms 6056,6060	15	20JUL11	09AUG11
Area B					
MOJAVE	3228	R/I Overhead power, control, fire alarm	5	29JUN11	06JUL11
MOJAVE	3238	Pull Overhead Circuits back to panels	5	01JUL11	08JUL11
Level 1					
General Area					
KHS&S	1988	Drywall , tape, texture , Paint Hard lids	3	07JUN11	09JUN11
KHS&S	2228	Install fire safing &fire caulk wall penitration	2	07JUN11	08JUN11

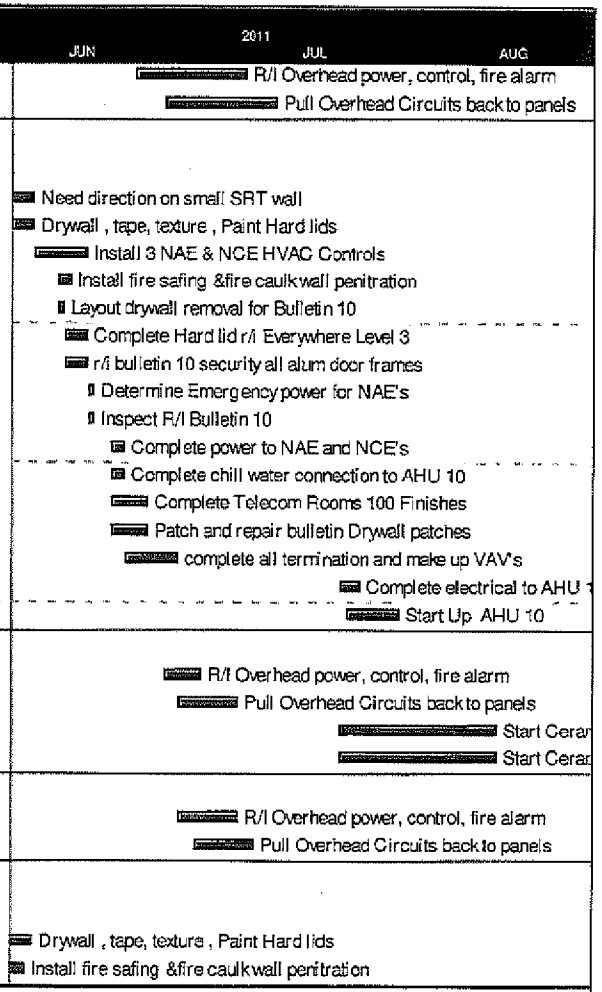

Run date	07JUN11
Page number	16A
Data date	07JUN11
© Primavera Systems, Inc.	

The Whiting-Turner Contracting Co.
LVCH 4 Week Schedule

- Early bar
- Progress bar
- Critical bar
- Summary bar
- Start milestone point
- Finish milestone point

MOJ01780
JA 00005556

Responsibility	Act ID	Description	Orig Dur	Early Start	Early Finish
KHS&S	3348	Need direction on small SRT wall	3	07JUN11	09JUN11
MOJAVE	1998	Layout lighting for KHS&S	1	09JUN11	09JUN11
BOMBARD	2008	Layout access panels for KHS&S	1	09JUN11	09JUN11
ALL SUBS	2128	In wall rough-in signed off	1	10JUN11	10JUN11
KHS&S	2129	Complete core framing walls and restrooms walls	2	13JUN11	14JUN11
KHS&S	2138	Install drywall all walls	5	13JUN11	17JUN11
MOJAVE	1978	Complete Hard lid r/i Everywhere Level 3	3	17JUN11	21JUN11
BOMBARD	1708	Complete chill water connection to AHU 11	2	20JUN11	21JUN11
ALL SUBS	1778	Complete Telecom Rooms 100 Finishes	5	21JUN11	27JUN11
MOJAVE	1718	Complete electrical to AHU 11	3	22JUN11	24JUN11
BOMBARD	1668	complete all termination and make up VAV's	5	23JUN11	29JUN11
BOMBARD	1728	Start Up AHU 11	5	22JUL11	28JUL11
Area A					
MOJAVE	3248	R/I Overhead power, control, fire alarm	5	01JUL11	08JUL11
MOJAVE	3258	Pull Overhead Circuits back to panels	5	06JUL11	12JUL11
VENTURA	2438	Start Ceramic Tile in Mens Restrooms 7063,7057	15	20JUL11	09AUG11
VENTURA	2448	Start Ceramic Tile in Womens Restrooms 7062,7056	15	20JUL11	09AUG11
VENTURA	2458	Start Ceramic Tile Mayor's Restrooms7002,7003	10	10AUG11	23AUG11
Area B					
MOJAVE	3268	R/I Overhead power, control, fire alarm	5	06JUL11	12JUL11
MOJAVE	3278	Pull Overhead Circuits back to panels	5	08JUL11	14JUL11
Level 1					
General Area					
KHS&S	1658	Complete framing /drywall at Elevator Lobby	5	07JUN11	13JUN11
Stairwells					
Level 1					
Stair #1 (GRAND STAIR)					
SME	958	Complete all steel modifications to stair	1	07JUN11	07JUN11
KHS&S	968	Frame Electrical room 1013	1	07JUN11	07JUN11
KHS&S	969	Install door frame	1	08JUN11	08JUN11
MOJAVE	978	R/I Electrical in walls and install panels	1	08JUN11	08JUN11
KHS&S	1238	Install framing inbetween Steel Tubes	5	08JUN11	14JUN11

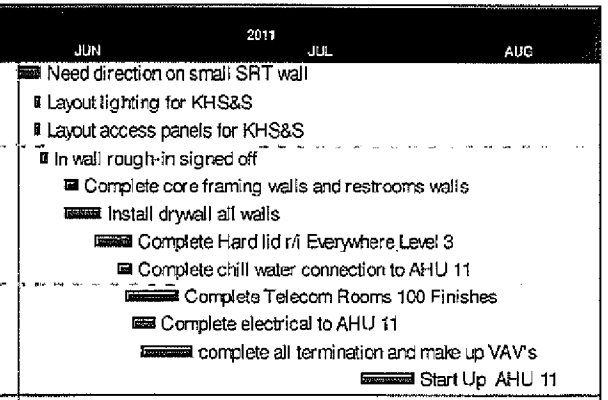

Run date	07JUN11
Page number	17A
Data date	07JUN11
© Primavera Systems, Inc.	

The Whiting-Turner Contracting Co.
LVCH 4 Week Schedule

- Early bar
- Progress bar
- Critical bar
- Summary bar
- Start milestone point
- Finish milestone point

MOJ01781
JA 00005557

Responsibility	Act ID	Description	Orig Dur	Early Start	Early Finish
CITY INSP.	988	Inpect electrical r/i	1	09JUN11	09JUN11
KHS&S	998	Frame 1 hour seperation ceiling under stair 1	1	10JUN11	10JUN11
U. BRASS	1048	Install hand rail insert embeds	1	10JUN11	10JUN11
MOJAVE	1128	R/I Lighting in ceiling	1	13JUN11	13JUN11
CITY INSP.	1138	Inspect electrical r/i in ceiling	1	14JUN11	14JUN11
YESCO	979	Install light boxes	5	15JUN11	21JUN11
KHS&S	1148	Install drywall	1	15JUN11	15JUN11
DH PACE	1158	Install door and hardware .lockable room	1	16JUN11	16JUN11
KHS&S	1178	Finish tape and mud walls level 4 finish	5	17JUN11	23JUN11
Stair # 2					
KHS&S	608	Texture walls for paint	5	20JUN11	24JUN11
KHS&S	618	Take down Scaffold on level 8	1	27JUN11	27JUN11
Stair #3A					
KHS&S	508	Taping level 4 finish	5	27JUN11	01JUL11
KHS&S	518	Texture walls for paint	2	05JUL11	06JUL11
Stair #3B					
KHS&S	578	Tape and finish level 4 Stairwell B up to 6	5	27JUN11	01JUL11
KHS&S	598	Texture walls for paint	2	05JUL11	06JUL11
KHS&S	628	Take down Scaffold on level 6	1	07JUL11	07JUL11
Stair #4					
ALL SUBS	648	Complete stair 4 100% ready for paint	5	07JUN11	13JUN11
MOJAVE	658	Remove Temp lighting and patch wall	1	14JUN11	14JUN11
Stair #5					
ALL SUBS	668	Complete stair 5 100% ready for paint	5	14JUN11	20JUN11
Stair # 6					
MOJAVE	638	Pull conductors on wall for Lights	3	08JUN11	10JUN11
COMMERCIAL	898	Install Waterproofing	5	08JUN11	14JUN11
MOJAVE	878	Install Lights	5	13JUN11	17JUN11
COMMERCIAL	908	Install Pavers	10	15JUN11	28JUN11
SME	888	Install Handrails	5	20JUN11	24JUN11

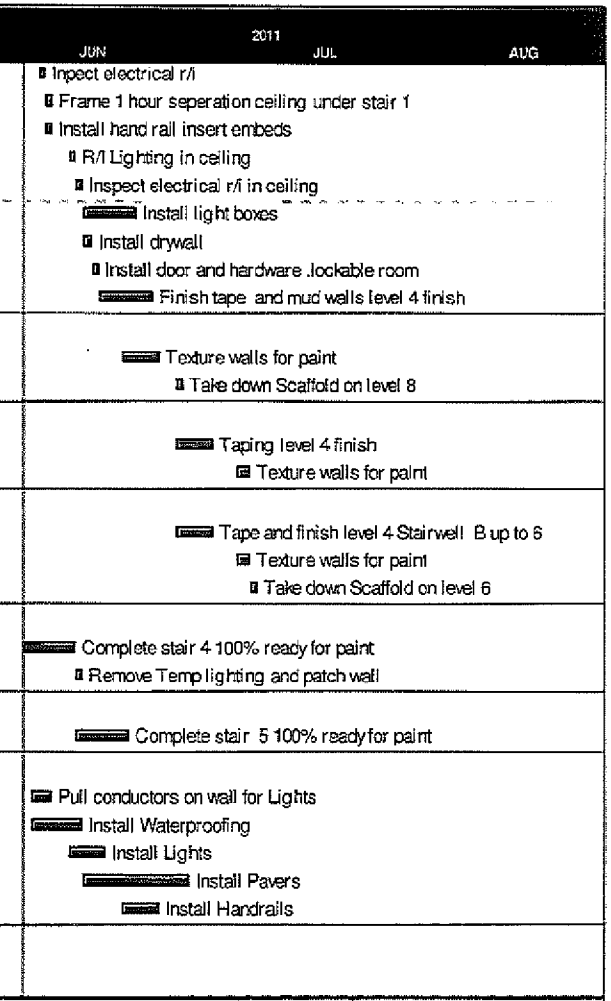

Run date 07JUN11
Page number 18A
Data date 07JUN11
© Primavera Systems, Inc.

The Whiting-Turner Contracting Co.
LVCH 4 Week Schedule

Early bar
Progress bar
Critical bar
Summary bar
Start milestone point
Finish milestone point

Responsibility	Act ID	Description	Orig Dur	Early Start	Early Finish
Area A 5' Leave Out Crew					
SW SUN CNT	929	Install Mecho Shade pocket w/clg.grid T	1	07JUN11	07JUN11
KHS&S	948	Prime and paint walls / ceilings(complete)	1	07JUN11	07JUN11
BOMBARD	2568	Install Grills in Suspended Ceiling	5	07JUN11	13JUN11
KHS&S	2728	Install Suspended Ceiling System	0	07JUN11	
MOJAVE	3518	Install Lighting in suspended Ceiling	1	08JUN11	08JUN11
MOJAVE	2178	Install electrical trim, cover plates .	1	14JUN11	14JUN11
Area B 5' Leave Out Crew					
SW SUN CNT	B-161	Install Mecho Shade pockets w Clg. grid T.	1	07JUN11	07JUN11
KHS&S	B-180	Mask and spray texture (complete)	5	07JUN11	13JUN11
KHS&S	B-190	Prime and paint walls / ceilings	5	07JUN11	13JUN11
MOJAVE	B-200	Install electrical trim, cover plates .	1	14JUN11	14JUN11
KHS&S	B-210	Install Suspended Ceiling System	4	14JUN11	17JUN11
BOMBARD	B-220	Install Grills in Suspended Ceiling	5	20JUN11	24JUN11
MOJAVE	B-230	Install Lighting in suspended Ceiling	5	20JUN11	24JUN11
Area A 5' Leave Out Crew					
KHS&S	C-170	Tape walls/ ceilings to level 4 (complete)	1	07JUN11	07JUN11
KHS&S	C-180	Mask and spray texture (complete)	1	07JUN11	07JUN11
KHS&S	C-190	Prime and paint walls / ceilings	1	07JUN11	07JUN11
MOJAVE	C-200	Install electrical trim, cover plates .	1	08JUN11	08JUN11
KHS&S	C-210	Install Suspended Ceiling System	5	08JUN11	14JUN11
SW SUN CNT	C-220	Install Mecho Shade pockets	1	08JUN11	08JUN11
BOMBARD	C-230	Install Grills in Suspended Ceiling	1	15JUN11	15JUN11
MOJAVE	C-240	Install Lighting in suspended Ceiling	1	16JUN11	16JUN11
Area B 5' Leave Out Crew					
KHS&S	2-170	Tape walls/ ceilings to level 4	1	07JUN11	07JUN11
KHS&S	2-180	Mask and spray texture	2	07JUN11	08JUN11
KHS&S	2-190	Prime and paint walls / ceilings	4	09JUN11	14JUN11
SW SUN CNT	2-161	Install Mecho Shade pockets	3	15JUN11	17JUN11
MOJAVE	2-200	Install electrical trim, cover plates .	1	15JUN11	15JUN11
KHS&S	2-210	Install Suspended Ceiling System	5	15JUN11	21JUN11

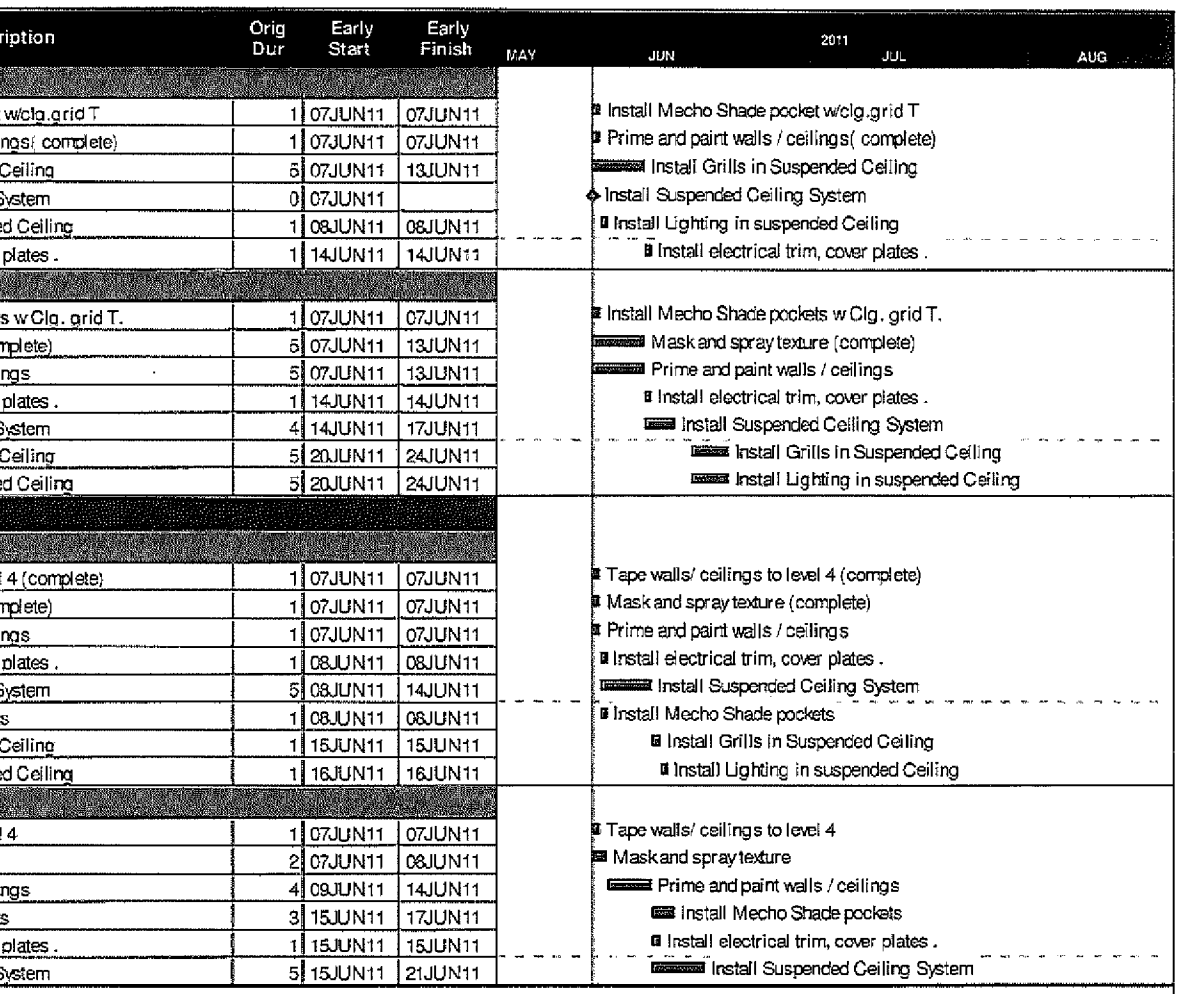

Run date 07JUN11
Page number 19A
Data date 07JUN11
© Primavera Systems, Inc.

The Whiting-Turner Contracting Co.
LVCH 4 Week Schedule

Early bar
Progress bar
Critical bar
Summary bar
Start milestone point
Finish milestone point

MOJ01783
JA 00005559

Responsibility	Act ID	Description	Orig Dur	Early Start	Early Finish
BOMBARD	2-220	Install Grills in Suspended Ceiling	5	22JUN11	28JUN11
MOJAVE	2-230	Install Lighting in suspended Ceiling	5	22JUN11	28JUN11
Area A 5' Leave Out Crew					
MOJAVE	3-120	Electrical rough in at knee wall	1	07JUN11	07JUN11
MOJAVE	3-160	Electrical rough in at leave out wall	1	07JUN11	07JUN11
KHS&S	3-170	Hang all drywall	1	07JUN11	07JUN11
KHS&S	3-190	Tape walls/ ceilings to level 4	4	07JUN11	10JUN11
KHS&S	3-200	Mask and spray texture	3	13JUN11	15JUN11
KHS&S	3-210	Prime and paint walls / ceilings	4	16JUN11	21JUN11
MOJAVE	3-220	Install electrical trim, cover plates .	1	17JUN11	17JUN11
SW SUN CNT	3-180	Install Mecho Shade pockets	2	22JUN11	23JUN11
KHS&S	3-230	Install Suspended Ceiling System	5	22JUN11	28JUN11
ALL SUBS	3-240	Install Grills/ Sprinkler heads/ Electrical trim	5	29JUN11	06JUL11
Area B 5' Leave Out Crew					
MOJAVE	3-320	Electrical rough in at knee wall	1	07JUN11	07JUN11
KHS&S	3-330	Frame Mecho shade soffit	1	07JUN11	07JUN11
SW SUN CNT	3-350	Field Measure Mecho Shades	1	07JUN11	07JUN11
MOJAVE	3-360	Electrical rough in at leave out wall	1	07JUN11	07JUN11
KHS&S	3-370	Hang all drywall	1	08JUN11	08JUN11
KHS&S	3-390	Tape walls/ ceilings to level 4	5	09JUN11	15JUN11
KHS&S	3-400	Mask and spray texture	2	16JUN11	17JUN11
KHS&S	3-410	Prime and paint walls / ceilings	4	20JUN11	23JUN11
SW SUN CNT	3-380	Install Mecho Shade pockets	3	22JUN11	24JUN11
MOJAVE	3-420	Install electrical trim, cover plates .	1	24JUN11	24JUN11
KHS&S	3-430	Install Suspended Ceiling System	5	24JUN11	30JUN11
ALL SUBS	3-440	Install Grills/ Sprinkler heads/ Electrical trim	5	01JUL11	08JUL11
Area A 5' Leave Out Crew					
MOJAVE	4-120	Electrical rough in at knee wall	2	07JUN11	08JUN11
MOJAVE	4-160	Electrical rough in at leave out wall	2	07JUN11	08JUN11
KHS&S	4-170	Hang all drywall	2	09JUN11	10JUN11

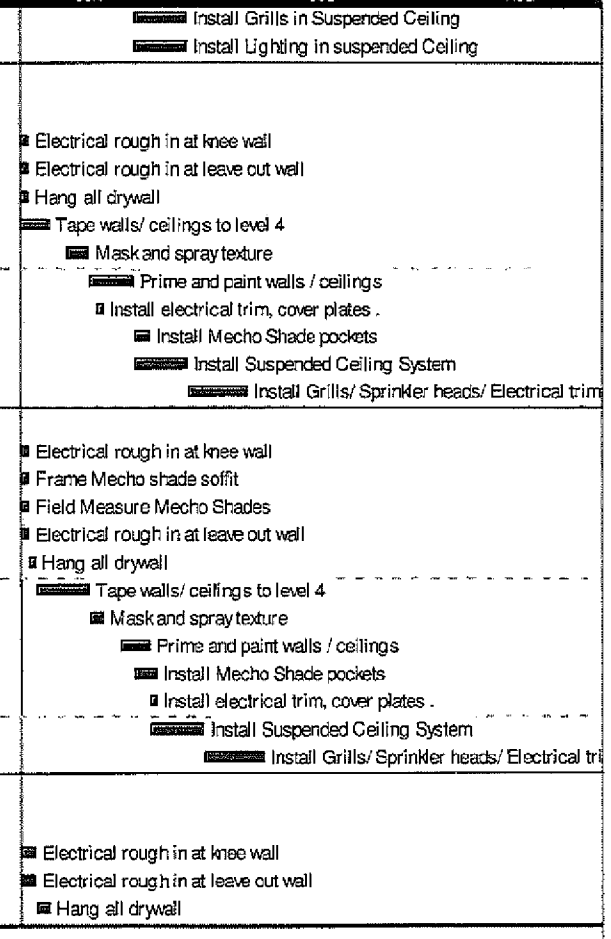

Run date	07JUN11
Page number	20A
Data date	07JUN11
© Primavera Systems, Inc.	

The Whiting-Turner Contracting Co.
LVCH 4 Week Schedule

- Early bar
- Progress bar
- Critical bar
- Summary bar
- Start milestone point
- Finish milestone point

J56.1-382

MOJ01784
JA 00005560

Responsibility	Act ID	Description	Orig Dur	Early Start	Early Finish
KHS&S	4-190	Tape walls/ ceilings to level 4	5	13JUN11	17JUN11
KHS&S	4-200	Mask and spray texture	2	20JUN11	21JUN11
KHS&S	4-210	Prime and paint walls / ceilings	3	22JUN11	24JUN11
SW SUN CNT	4-180	Install Mecho Shade pockets	3	27JUN11	29JUN11
MOJAVE	4-220	Install electrical trim, cover plates .	1	27JUN11	27JUN11
KHS&S	4-230	Install Suspended Ceiling System	5	27JUN11	01JUL11
Area B 5' Leave Out Crew					
MOJAVE	4-320	Electrical rough in at knee wall	3	09JUN11	13JUN11
MOJAVE	4-360	Electrical rough in at leave out wall	3	09JUN11	13JUN11
KHS&S	4-370	Hang all drywall	1	10JUN11	10JUN11
KHS&S	4-390	Tape walls/ ceilings to level 4	5	13JUN11	17JUN11
KHS&S	4-400	Mask and spray texture	2	20JUN11	21JUN11
KHS&S	4-410	Prime and paint walls / ceilings	3	22JUN11	24JUN11
SW SUN CNT	4-380	Install Mecho Shade pockets	3	27JUN11	29JUN11
MOJAVE	4-420	Install electrical trim, cover plates .	1	27JUN11	27JUN11
KHS&S	4-430	Install Suspended Ceiling System	5	27JUN11	01JUL11
Area A 5' Leave Out Crew					
MOJAVE	5-120	Electrical rough in at knee wall	3	13JUN11	15JUN11
SW SUN CNT	5-150	Field Measure Mecho Shades	1	16JUN11	16JUN11
MOJAVE	5-160	Electrical rough in at leave out wall	3	17JUN11	21JUN11
KHS&S	5-170	Hang all drywall	2	22JUN11	23JUN11
KHS&S	5-190	Tape walls/ ceilings to level 4	5	24JUN11	30JUN11
KHS&S	5-200	Mask and spray texture	2	01JUL11	05JUL11
KHS&S	5-210	Prime and paint walls / ceilings	3	06JUL11	08JUL11
SW SUN CNT	5-180	Install Mecho Shade pockets	3	11JUL11	13JUL11
MOJAVE	5-220	Install electrical trim, cover plates .	1	11JUL11	11JUL11
KHS&S	5-230	Install Suspended Ceiling System	5	11JUL11	15JUL11
Area B 5' Leave Out Crew					
MOJAVE	5-320	Electrical rough in at knee wall	3	15JUN11	17JUN11
MOJAVE	5-360	Electrical rough in at leave out wall	3	15JUN11	17JUN11
KHS&S	5-370	Hang all drywall	2	20JUN11	21JUN11

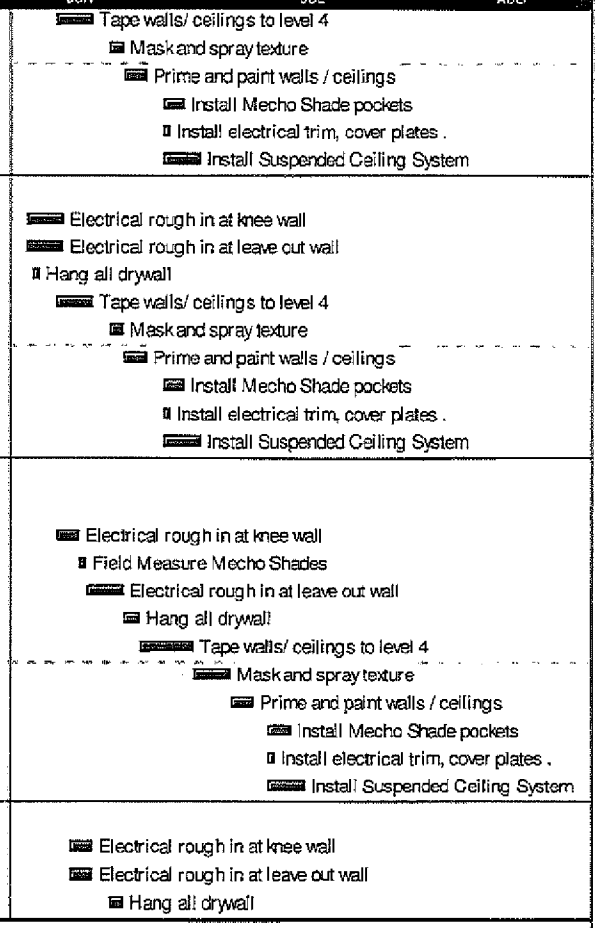

Run date 07JUN11
Page number 21A
Data date 07JUN11
© Primavera Systems, Inc.

The Whiting-Turner Contracting Co.
LVCH 4 Week Schedule

Early bar
Progress bar
Critical bar
Summary bar
Start milestone point
Finish milestone point

MOJ01785
JA 00005561

Responsibility	Act ID	Description	Orig Dur	Early Start	Early Finish
KHS&S	5-390	Tape walls/ ceilings to level 4	5	22JUN11	28JUN11
KHS&S	5-400	Mask and spray texture	2	29JUN11	30JUN11
KHS&S	5-410	Prime and paint walls / ceilings	3	01JUL11	06JUL11
SW SUN CNT	5-380	Install Mecho Shade pockets	3	07JUL11	11JUL11
MOJAVE	5-420	Install electrical trim, cover plates .	1	07JUL11	07JUL11
KHS&S	5-430	Install Suspended Ceiling System	5	07JUL11	13JUL11
Area A 5' Leave Out Crew					
MOJAVE	6-120	Electrical rough in at knee wall	3	20JUN11	22JUN11
KHS&S	6-130	Frame Mecho shade soffit	4	23JUN11	28JUN11
SW SUN CNT	6-150	Field Measure Mecho Shades	1	29JUN11	29JUN11
MOJAVE	6-160	Electrical rough in at leave out wall	1	30JUN11	30JUN11
KHS&S	6-170	Hang all drywall	2	01JUL11	05JUL11
SW SUN CNT	6-180	Install Mecho Shade pockets	3	06JUL11	08JUL11
KHS&S	6-190	Tape walls/ ceilings to level 4	5	06JUL11	12JUL11
KHS&S	6-200	Mask and spray texture	2	13JUL11	14JUL11
KHS&S	6-210	Prime and paint walls / ceilings	3	15JUL11	19JUL11
MOJAVE	6-220	Install electrical trim, cover plates .	1	20JUL11	20JUL11
KHS&S	6-230	Install Suspended Ceiling System	5	20JUL11	26JUL11
Area B 5' Leave Out Crew					
MOJAVE	6-320	Electrical rough in at knee wall	3	23JUN11	27JUN11
KHS&S	6-330	Frame Mecho shade soffit	4	23JUN11	28JUN11
KHS&S	6-340	Frame 5' leave out wall	2	23JUN11	24JUN11
SW SUN CNT	6-350	Field Measure Mecho Shades	1	27JUN11	27JUN11
MOJAVE	6-360	Electrical rough in at leave out wall	1	27JUN11	27JUN11
KHS&S	6-370	Hang all drywall	2	28JUN11	29JUN11
SW SUN CNT	6-380	Install Mecho Shade pockets	3	30JUN11	05JUL11
KHS&S	6-390	Tape walls/ ceilings to level 4	5	30JUN11	07JUL11
KHS&S	6-400	Mask and spray texture	2	08JUL11	11JUL11
KHS&S	6-410	Prime and paint walls / ceilings	3	12JUL11	14JUL11
MOJAVE	6-420	Install electrical trim, cover plates .	1	15JUL11	15JUL11
KHS&S	6-430	Install Suspended Ceiling System	5	15JUL11	21JUL11

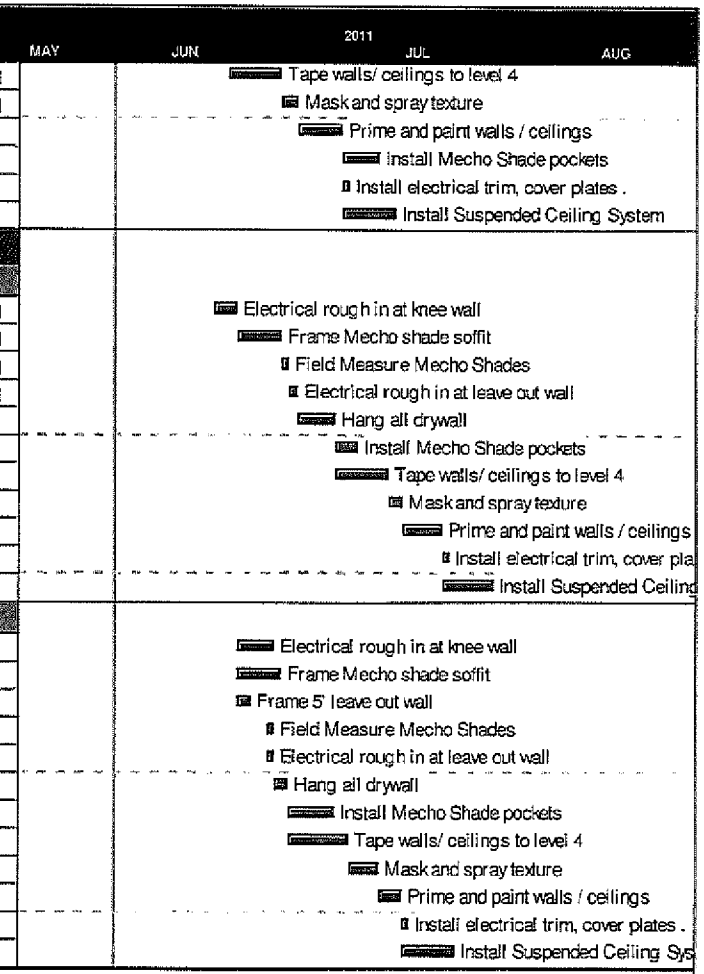

Run date	07JUN11
Page number	22A
Data date	07JUN11
© Primavera Systems, Inc.	

The Whiting-Turner Contracting Co.
LVCH 4 Week Schedule

Early bar
Progress bar
Critical bar
Summary bar
Start milestone point
Finish milestone point

MOJ01786
JA 00005562

Responsibility	Act ID	Description	Orig Dur	Early Start	Early Finish
Single Line Distribution					
MOJAVE	88	LockOut Tag Out proceedure is Active	1	07JUN11	07JUN11
MOJAVE	268	Single Line distribution is complete	1	07JUN11	07JUN11
Generator Start Up					
MOJAVE	808	Install Breakers to Block Heaters (done)	1	07JUN11	07JUN11
MOJAVE	2158	Pull Wire between PSG and Generator(done)	1	07JUN11	07JUN11
MOJAVE	2168	Install Internal components in Generator(done)	1	07JUN11	07JUN11
MOJAVE	2468	Terminate and land conductors in PSG.(done)	1	07JUN11	07JUN11
MOJAVE	2478	Install Remote Shunt Trip Station	4	07JUN11	10JUN11
MOJAVE	2488	Load Test Generator	5	10AUG11	16AUG11
Fire Alarm System					
MOJAVE	2148	Install Power to VAV's Basement thru Level 8	1	07JUN11	07JUN11
MOJAVE	2498	Install Fire Alarm suspended Ceiling Basement	2	07JUN11	08JUN11
MOJAVE	2508	Install Fire Alarm suspended Ceiling Level 1	5	07JUN11	13JUN11
MOJAVE	2548	R/I Fire Alarm in Fire Comand Room	5	07JUN11	13JUN11
MOJAVE	2518	Install Fire Alarm suspended Ceiling Level 2	5	14JUN11	20JUN11
MOJAVE	2528	Install Fire Alarm suspended Ceiling Level 3	5	21JUN11	27JUN11
MOJAVE	2538	Install Fire Alarm suspended Ceiling Level 4	5	28JUN11	05JUL11
8th Floor Electrical Disibution/ Panel Make Up					
MOJAVE	288	Power panels level 8 Hot to bumb Mech Equipment	1	07JUN11	07JUN11
MOJAVE	708	Panel LRBA-Circuits 22 thru 42, in Rm. 808	1	07JUN11	07JUN11
MOJAVE	738	Pumps are internal with boilers now	1	07JUN11	07JUN11
MOJAVE	748	Boiler pumps 7-12 Hot	1	07JUN11	07JUN11
MOJAVE	788	All Panels 8th floor hot	1	08JUN11	08JUN11
Mechanical Start Up					
Cooling Tower					
BOMBARD	588	Complete Make up Water to C-Tower	1	07JUN11	07JUN11
BOMBARD	768	Terminate controls to Cooling Tower	1	07JUN11	07JUN11

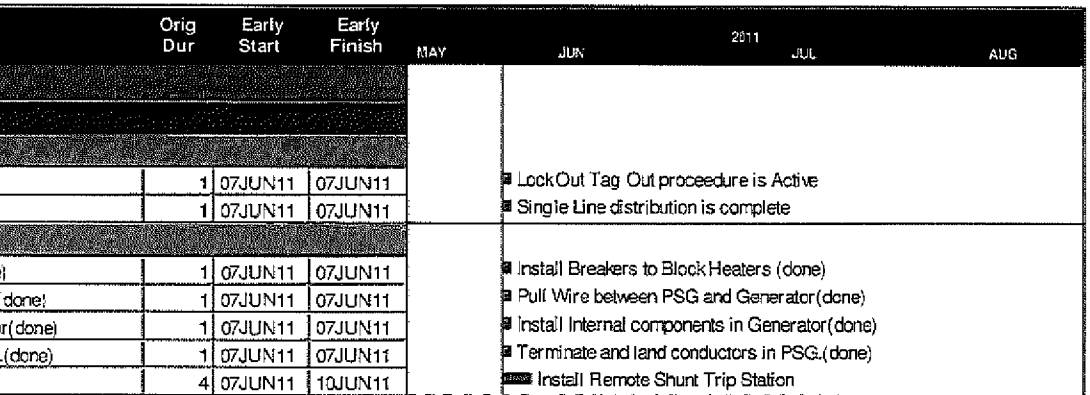

Run date	07JUN11
Page number	23A
Data date	07JUN11
© Primavera Systems, Inc.	

The Whiting-Turner Contracting Co.
LVCH 4 Week Schedule

- Early bar
- Progress bar
- Critical bar
- Summary bar
- Start milestone point
- Finish milestone point

MOJ01787
JA 00005563

IN THE SUPREME COURT OF THE STATE OF NEVADA

CASHMAN EQUIPMENT COMPANY, a Nevada corporation,

Appellant,

vs.

WEST EDNA ASSOCIATES, LTD., dba MOJAVE ELECTRIC, a Nevada corporation; WESTERN SURETY COMPANY, a surety; THE WHITING TURNER CONTRACTING COMPANY, a Maryland corporation; FIDELITY AND DEPOSIT COMPANY OF MARYLAND, a surety; TRAVELERS CASUALTY AND SURETY COMPANY OF AMERICA, a surety; QH LAS VEGAS LLC, a foreign limited liability company; PQ LAS VEGAS, LLC, a foreign limited liability company; L W T I C SUCCESSOR LLC, an unknown limited liability company; FC/LW VEGAS, a foreign limited liability company;

Respondents.

Electronically Filed
Jun 17 2015 01:06 p.m.
Tracie K. Lindeman
Clerk of Supreme Court

Case No: 66452
Case No: 61715
Case No: 65819

District Court Case Nos.: **A642583 & A653029**

TABLE OF CONTENTS FOR JOINT APPENDIX
- CHRONOLOGICAL & ALPHABETICAL -

Volume 23 of 32

PEZZILLO LLOYD

Docket 61715 Document 2015-18542

TABLE OF CONTENTS FOR JOINT APPENDIX
- CHRONOLOGICAL & ALPHABETICAL -

Jennifer R. Lloyd, Esq.
Nevada Bar No. 9617
Marisa L. Maskas, Esq.
Nevada Bar No. 10928
Pezzillo Lloyd
6725 Via Austi Pkwy., Suite 290
Las Vegas, Nevada 89119
Attorneys for Appellant

Brian W. Boschee, Esq.
Nevada Bar No. 7612
William N. Miller, Esq.
Nevada Bar No. 11658
Holley, Driggs, Walch, Puzey & Thompson
400 S. Fourth St., 3rd Fl.
Las Vegas, NV 89101
Attorneys for Respondents

TABLE OF CONTENTS (CHRONOLOGICAL)

Tab No.	Description	Filed	Vol. No.	Page(s)
1	Complaint	06/03/2011	1	JA00001- 9
2	Amended Complaint	07/25/2011	1	JA00010 - 27
3	Affidavits of Service on Angelo Carvalho and Janel Rennie aka Janel Carvalho	09/29/2011	1	JA00028 - 33
4	Second Amended Complaint	09/30/2011	1	JA00034-50
5	Errata to Second Amended Complaint	10/10/2011	1	JA00051-52

PEZZILLO LLOYD

6	Acceptance of Service	10/10/2011	1	JA00053
7	Answer to Second Amended Complaint, Counterclaim and Crossclaim	10/26/2011	1	JA00054-75
8	Amended Answer to Second Amended Complaint, Counterclaim and Crossclaim	10/27/2011	1	JA00076-97
9	Errata to Amended Answer to Second Amended Complaint, Counterclaim and Crossclaim	11/10/2011	1	JA00098-99
10	Cashman's Response to Mojave's Counterclaim	11/21/2011	1	JA000100-03
11	Complaint (Filed in A653029)	12/09/2011	1	JA000104-11
12	Motion to Consolidate (re: Case A653029)	01/11/2012	1	JA000112-18
13	Acceptance of Service (Filed in A653029)	01/18/2012	1	JA000119-22

PEZZILLO LLOYD

14	Affidavit of Service	01/19/2012	1	JA000123-25
15	Scheduling Order	01/31/2012	1	JA000126-28
16	Notice of Entry of Order Granting Motion to Consolidate (Filed in A653029)	02/02/2012	1	JA000129-34
17	Answer to Complaint (Filed in A653029)	02/02/2012	1	JA000135-44
18	Order Setting Civil Non-Jury Trial, Pre-Trial/Calendar Call	02/21/2012	1	JA000145-46
19	Affidavit of Service	03/01/2012	1	JA000147-49
20	Defendants' Motion for Summary Judgment	03/09/2012	1	JA000150-203
21	Cashman's Opposition to Motion for Summary Judgment	04/23/2012	1-2	JA000204-61
22	Affidavit of Service	04/30/2012	2	JA000262-65
23	Defendants' Reply to Cashman's Opposition to	05/02/2012	2	JA000266-75

PEZZILLO LLOYD

	Motion for Summary Judgment			
24	Third Amended Complaint	05/24/2012	2	JA000276-94
25	Notice of Entry of Order Granting Cashman's Motion to Amend Complaint	05/25/2012	2	JA000295-99
26	Notice of Entry of Order Denying Defendants' Motion for Summary Judgment without Prejudice	05/25/2012	2	JA000300-04
27	Defendants' Answer to Third Amended Complaint, Counterclaim, and Cross Claim	06/28/2012	2	JA000305-31
28	Counterclaimants' Motion for Mandatory Injunction to Procure Codes on OST or in the Alternative Application for Writ of Possession	07/18/2012	2	JA000332-58

PEZZILLO LLOYD

29	Cashman's Answer to Counterclaim	07/20/2012	2	JA000359-63
30	Cashman's Opposition to Motion for Injunctive Relief or Writ of Possession	07/26/2012	2	JA000364-97
31	Reply to Cashman's Opposition to Motion for Injunctive Relief or Writ of Possession	07/31/2012	2	JA000398-404
32	Order Setting Civil Non-Jury Trial, Pre-Trial/Calendar Call	08/06/2012	2	JA000405-06
33	Notice of Posting Security Bond	08/09/2012	2	JA000407-13
34	Findings of Fact and Conclusions of Law Based upon Counterclaimants Motion to Procure Codes	08/10/2012	2	JA000414-16
35	Notice of Entry of Findings of Fact and Conclusions of Law Based upon Counterclaimants Motion to Procure Codes	08/13/2012	2	JA000417-22

36	Transcript of Proceedings for August 3, 2012	08/22/2012	2	JA000423-38
37	Cashman's Motion for Reconsideration of Order Granting in Part Counterclaimants' Motion for Preliminary Injunction to Procure Codes or Alternatively Motion for Clarification and Request for OST	08/29/2012	2	JA000439-66
38	Defendants' Motion for Summary Judgment of Surety Payment and License Bond Claims	08/30/2012	2	JA000467-98
39	Opposition to Cashman's Motion for Reconsideration of Order Granting in Part Counter-claimants' Motion for Preliminary Injunction to Procure Codes or Alternatively Motion for Clarification and Request for OST	09/07/2012	2-3	JA000499-609

PEZZILLO LLOYD

40	Notice of Appeal	09/13/2012	3	JA00610-19
41	Defendants' Motion to Expunge or Reduce Mechanic's Lien	09/17/2012	3	JA000620-700
42	Case Appeal Statement	09/18/2012	3	JA000701-03
43	Cashman's Opposition to Defendants' Motion for Summary Judgment of Surety Payment and License Bond Claims	09/19/2012	3-4	JA000704-853
44	Notice of Posting Cost Bond	09/19/2012	4	JA000854-57
45	Cashman's Motion to Stay or Suspend Order Granting in Part Counterclaimants' Motion for Preliminary Injunction to Procure Codes or Alternatively Motion for Clarification and Request for OST	09/28/2012	4	JA000858-84

PEZZILLO LLOYD

46	Defendants' Opposition to Cashman's Motion to Stay or Suspend Order Granting in Part Counterclaimants' Motion for Preliminary Injunction to Procure Codes or Alternatively Motion for Clarification and Request for OST	10/01/2012	4	JA000885-89
47	Amended Affidavit of Service	10/17/2012	4	JA000890
48	Cashman's Reply to its Motion to Stay or Suspend Order Granting in Part Counterclaimants' Motion for Preliminary Injunction to Procure Codes or Alternatively Motion for Clarification and Request for OST	10/22/2012	4	JA000891-904
49	Cashman's Opposition to Defendants' Motion to Expunge or Reduce Mechanic's Lien	10/25/2012	4-5	JA000905-1039

PEZZILLO LLOYD

50	Motion to Amend Complaint	10/31/2012	5	JA0001040-76
51	Order Granting Cashman's Motion to Stay or Suspend Order Granting in Part Motion for Preliminary Injunction to Procure Codes	11/02/2012	5	JA0001077-78
52	Notice of Entry of Order Granting Cashman's Motion to Stay or Suspend Order Granting in Part Motion for Preliminary Injunction to Procure Codes	11/02/2012	5	JA0001079-83
53	Affidavit of Brian Bugni in support of Defendants' Motion to Expunge or Reduce Mechanic's Lien	11/02/2012	5	JA0001084-85
54	Affidavit of Nancy Briseno-Rivero in support of Defendants' Motion to Expunge or Reduce Mechanic's Lien	11/02/2012	5	JA0001086-87

PEZZILLO LLOYD

55	Cashman's Reply in support of Countermotion for Summary Judgment	11/02/2012	5	JA0001088-1101
56	Reply to Cashman's Opposition to Motion to Expunge or Reduce Mechanic's Lien	11/02/2012	5	JA0001102-11
57	Notice of Posting Bond	11/07/2012	5	JA0001112-16
58	Opposition to Motion to Amend Complaint	11/19/2012	5	JA0001117-26
59	Reply in Support of Motion to Amend Complaint	12/17/2012	5	JA0001127-48
60	Notice of Entry of Order Granting Motion to Amend Complaint	01/09/2013	5	JA0001149-53
61	Fourth Amended Complaint	01/10/2013	5	JA0001154-72
62	Transcript of Proceedings for November 9, 2012	01/11/2013	5	JA0001173-1203
63	Certificate of Service for Fourth Amended	01/17/2013	5	JA0001204-05

	Complaint			
64	Acceptance of Services for LWTIC Successor, LLC, FC/LW Vegas, PQ Las Vegas, LLC, and QH Las Vegas, LLC	01/22/2013	5	JA0001206-13
65	Answer to Fourth Amended Complaint, Counterclaim and Crossclaim	02/07/2013	5	JA0001214-40
66	QH Las Vegas, LLC, PQ Las Vegas, LLC, LWTIC Successor, LLC, and FC/LW Vegas Motion to Dismiss, or in the alternative, Motion for Summary Judgment	02/07/2013	5-6	JA0001241-1355
67	Cashman's Motion for Summary Judgment on the Payment Bond Claim	02/25/2013	7	JA0001356-1520
68	Cashman's Opposition to QH Las Vegas, LLC, PQ Las Vegas, LLC, LWTIC Successor, LLC,	03/06/2013	7	JA0001521-1664

PEZZILLO LLOYD

	and FC/LW Vegas Motion to Dismiss, or in the alternative, Motion for Summary Judgment			
69	Defendants' Opposition to Cashman's Motion for Summary Judgment on the Payment Bond Claim	03/15/2013	7-8	JA0001665-1782
70	Cashman's Supplement to its Countermotion for Summary Judgment on its Payment Bond and Mechanic's Lien Claims	03/18/2013	8	JA0001783-1893
71	Defendants' Supplement to Motion to Expunge Lien and Opposition to Motion for Summary Judgment as to Lien and Bond Claims	04/02/2012	8-9	JA0001894-2065
72	Cashman's Reply to its Motion for Summary Judgment on the Payment Bond	04/05/2013	9	JA0002066-94

PEZZILLO LLOYD

	Claim			
73	Supplement to Cashman's Supplement to its Countermotion for Summary Judgment on its Payment Bond and Mechanic's Lien Claims	04/05/2013	9	JA0002095-2101
74	QH Las Vegas, LLC, PQ Las Vegas, LLC, LWTIC Successor, LLC, and FC/LW Vegas Reply to their Motion to Dismiss, or in the alternative, Motion for Summary Judgment	04/05/2013	9-10	JA0002102-2387
75	Order Rescheduling Pretrial/Calendar Call	04/17/2013	10	JA0002388-89
76	Notice of Entry of Defendants' Motion for Summary Judgment of Surety Payment and License Bond Claims and Cashman's Countermotion for Summary	05/06/2013	10	JA0002390-95

	Judgment			
77	Notice of Entry of Order Denying Cashman's Motion for Summary Judgment on Defendants' Payment Bond Claim	05/06/2013	10	JA0002396-2401
78	Notice of Entry of Order Denying Mojave's Motion to Expunge or Reduce Mechanic's Lien	05/06/2013	10	JA0002402-07
79	Notice of Entry of Order Denying QH Las Vegas, LLC, PQ Las Vegas, LLC, LWTIC Successor, LLC, and FC/LW Vegas Motion to Dismiss, or in the alternative, Motion for Summary Judgment	05/06/2013	10	JA0002408-13
80	Cashman's Motion for Award of Attorneys' Fees and Costs Pursuant to NRS 108.2275	05/31/2013	10	JA0002414-40
81	QH Las Vegas, PQ Las Vegas, LWITC Successor and	06/11/2013	10	JA0002441-61

	FC/LW Vegas' Answer to Fourth Amended Complaint			
82	Opposition to Cashman's Motion for Award of Attorneys' Fees and Costs Pursuant to NRS 108.2275	06/20/2013	10	JA0002462-74
83	Cashman's Reply in Motion for Award of Attorneys' Fees and Costs Pursuant to NRS 108.2275	07/02/2013	10	JA0002475-87
84	Order Setting Civil Non-Jury Trial, Pre-Trial/Calendar Call	09/06/2013	10	JA0002488-90
85	Cashman's Response to Mojave's Counterclaim (Filed in A653029)	09/12/2013	10	JA0002491-95
86	Order Granting Cashman's Motion for Award of Attorneys' Fees and Costs Pursuant to NRS 108.2275	09/20/2013	10	JA0002496-97

87	Notice of Entry of Order Granting Cashman's Motion for Award of Attorneys' Fees and Costs Pursuant to NRS 108.2275	09/24/2013	10-11	JA0002498-2502
88	Order Setting Civil Non-Jury Trial, Pre-Trial/Calendar Call	10/1/2013	11	JA0002503-05
89	Defendants' Trial Brief	01/16/2014	11	JA0002506-33
90	Plaintiff's Trial Brief	01/16/2014	11	JA0002534-59
91	Joint Pretrial Memorandum	01/16/2014	11	JA0002560-79
92	Joint Trial Exhibit Index	01/21/2014	11	JA0002580-82
92.J01 to 92.J65	Joint Trial Exhibits	01/21/2014	11-27	JA0002583-6552
93	Non-Jury Trial Transcripts (for January 21, 2014 through January 24, 2014)	01/31/2014	27-29	JA0006553-7098
94	Motion for Relief Pursuant to NRCP 60(b) and Motion	03/20/2014	29	JA0007099-7112

PEZZILLO LLOYD

	for Attorneys' Fees and Costs Pursuant to NRS Ch. 108			
95	Appendix to Exhibits to Motion for Relief Pursuant to NRCP 60(b) and Motion for Attorneys' Fees and Costs Pursuant to NRS Ch. 108	03/20/2014	29-30	JA0007113-7359
96	Opposition to Motion for Relief Pursuant to NRCP 60(b) and Motion for Attorneys' Fees and Costs Pursuant to NRS Ch. 108	04/15/2014	30-31	JA0007360-7693
97	Reply to Cashman's Opposition to Motion for Relief Pursuant to NRCP 60(b) and Motion for Attorneys' Fees and Costs Pursuant to NRS Ch. 108	04/23/2014	31	JA0007694-7707
98	Cashman's Reply in Support of Motion for Attorneys' Fees	05/05/2014	31	JA0007708-13
99	Findings of Fact and Conclusions of Law	05/05/2014	31	JA0007714-29

PEZZILLO LLOYD

100	Notice of Entry of Findings of Fact and Conclusions of Law	05/06/2014	31	JA0007730-47
101	Memorandum of Costs and Disbursements	05/13/2014	31	JA0007748-50
102	Notice of Appeal	05/30/2014	32	JA0007751-72
103	Case Appeal Statement	06/05/2014	32	JA0007773-76
104	Decision and Order	08/04/2014	32	JA0007777-81
105	Notice of Entry of Decision and Order	08/13/2014	32	JA0007782-88
106	Judgment	08/18/2014	32	JA0007789-91
107	Notice of Entry of Judgment	08/21/2014	32	JA0007792-96
108	Order Denying Cashman's Request for Costs Pursuant to NRS 18.020	09/02/2014	32	JA0007797-98
109	Notice of Entry of Order Denying Cashman's Request for Costs Pursuant to NRS 18.020	09/02/2014	32	JA0007799-7804

PEZZILLO LLOYD

110	Errata to Notice of Entry of Order Denying Cashman's Request for Costs Pursuant to NRS 18.020	09/02/2014	32	JA0007804-12
111	Notice of Appeal	09/02/2014	32	JA0007813-29
112	Case Appeal Statement	09/11/2014	32	JA0007830-33
113	Stipulation and Order for Dismissal of Defendants Fidelity and Deposit Company of Maryland and Travelers Casualty and Surety Company of America with Prejudice	05/08/2015	32	JA0007834-36
114	Notice of Entry of Stipulation and Order for Dismissal of Defendants Fidelity and Deposit Company of Maryland and Travelers Casualty and Surety Company of America with Prejudice	05/11/2015	32	JA0007837-42

PEZZILLO LLOYD

TABLE OF CONTENTS (ALPHABETICAL)

Tab No.	Description	Filed	Vol. No.	Page(s)
6	Acceptance of Service	10/10/2011	1	JA00053
13	Acceptance of Service (Filed in A653029)	01/18/2012	1	JA000119-22
64	Acceptance of Services for LWTIC Successor, LLC, FC/LW Vegas, PQ Las Vegas, LLC, and QH Las Vegas, LLC	01/22/2013	5	JA0001206-13
53	Affidavit of Brian Bugni in support of Defendants' Motion to Expunge or Reduce Mechanic's Lien	11/02/2012	5	JA0001084-85
54	Affidavit of Nancy Briseno-Rivero in support of Defendants' Motion to Expunge or Reduce Mechanic's Lien	11/02/2012	5	JA0001086-87
14	Affidavit of Service	01/19/2012	1	JA000123-25

PEZZILLO LLOYD

19	Affidavit of Service	03/01/2012	1	JA000147-49
22	Affidavit of Service	04/30/2012	2	JA000262-65
3	Affidavits of Service on Angelo Carvalho and Janel Rennie aka Janel Carvalho	09/29/2011	1	JA00028 - 33
47	Amended Affidavit of Service	10/17/2012	4	JA000890
8	Amended Answer to Second Amended Complaint, Counterclaim and Crossclaim	10/27/2011	1	JA00076-97
2	Amended Complaint	07/25/2011	1	JA00010 - 27
17	Answer to Complaint (Filed in A653029)	02/02/2012	1	JA000135-44
65	Answer to Fourth Amended Complaint, Counterclaim and Crossclaim	02/07/2013	5	JA0001214-40
7	Answer to Second Amended Complaint, Counterclaim and	10/26/2011	1	JA00054-75

PEZZILLO LLOYD

	Crossclaim			
95	Appendix to Exhibits to Motion for Relief Pursuant to NRCP 60(b) and Motion for Attorneys' Fees and Costs Pursuant to NRS Ch. 108	03/20/2014	29-30	JA0007113-7359
42	Case Appeal Statement	09/18/2012	3	JA000701-03
103	Case Appeal Statement	06/05/2014	32	JA0007773-76
112	Case Appeal Statement	09/11/2014	32	JA0007830-33
29	Cashman's Answer to Counterclaim	07/20/2012	2	JA000359-63
80	Cashman's Motion for Award of Attorneys' Fees and Costs Pursuant to NRS 108.2275	05/31/2013	10	JA0002414-40
37	Cashman's Motion for Reconsideration of Order Granting in Part Counterclaimants' Motion for Preliminary Injunction to Procure Codes or	08/29/2012	2	JA000439-66

	Alternatively Motion for Clarification and Request for OST			
67	Cashman's Motion for Summary Judgment on the Payment Bond Claim	02/25/2013	7	JA0001356-1520
45	Cashman's Motion to Stay or Suspend Order Granting in Part Counterclaimants' Motion for Preliminary Injunction to Procure Codes or Alternatively Motion for Clarification and Request for OST	09/28/2012	4	JA000858-84
43	Cashman's Opposition to Defendants' Motion for Summary Judgment of Surety Payment and License Bond Claims	09/19/2012	3-4	JA000704-853
49	Cashman's Opposition to Defendants'	10/25/2012	4-5	JA000905-1039

PEZZILLO LLOYD

	Motion to Expunge or Reduce Mechanic's Lien			
30	Cashman's Opposition to Motion for Injunctive Relief or Writ of Possession	07/26/2012	2	JA000364-97
21	Cashman's Opposition to Motion for Summary Judgment	04/23/2012	1-2	JA000204-61
68	Cashman's Opposition to QH Las Vegas, LLC, PQ Las Vegas, LLC, LWTIC Successor, LLC, and FC/LW Vegas Motion to Dismiss, or in the alternative, Motion for Summary Judgment	03/06/2013	7	JA0001521-1664
83	Cashman's Reply in Motion for Award of Attorneys' Fees and Costs Pursuant to NRS 108.2275	07/02/2013	10	JA0002475-87
55	Cashman's Reply in support of Countermotion for Summary	11/02/2012	5	JA0001088-1101

	Judgment			
98	Cashman's Reply in Support of Motion for Attorneys' Fees	05/05/2014	31	JA0007708-13
72	Cashman's Reply to its Motion for Summary Judgment on the Payment Bond Claim	04/05/2013	9	JA0002066-94
48	Cashman's Reply to its Motion to Stay or Suspend Order Granting in Part Counterclaimants' Motion for Preliminary Injunction to Procure Codes or Alternatively Motion for Clarification and Request for OST	10/22/2012	4	JA000891-904
10	Cashman's Response to Mojave's Counterclaim	11/21/2011	1	JA000100-03
85	Cashman's Response to Mojave's Counterclaim (Filed in A653029)	09/12/2013	10	JA0002491-95

PEZZILLO LLOYD

70	Cashman's Supplement to its Countermotion for Summary Judgment on its Payment Bond and Mechanic's Lien Claims	03/18/2013	8	JA0001783-1893
63	Certificate of Service for Fourth Amended Complaint	01/17/2013	5	JA0001204-05
1	Complaint	06/03/2011	1	JA00001- 9
11	Complaint (Filed in A653029)	12/09/2011	1	JA000104-11
28	Counterclaimants' Motion for Mandatory Injunction to Procure Codes on OST or in the Alternative Application for Writ of Possession	07/18/2012	2	JA000332-58
104	Decision and Order	08/04/2014	32	JA0007777-81
27	Defendants' Answer to Third Amended Complaint,	06/28/2012	2	JA000305-31

PEZZILLO LLOYD

	Counterclaim, and Cross Claim			
20	Defendants' Motion for Summary Judgment	03/09/2012	1	JA000150-203
38	Defendants' Motion for Summary Judgment of Surety Payment and License Bond Claims	08/30/2012	2	JA000467-98
41	Defendants' Motion to Expunge or Reduce Mechanic's Lien	09/17/2012	3	JA000620-700
69	Defendants' Opposition to Cashman's Motion for Summary Judgment on the Payment Bond Claim	03/15/2013	7-8	JA0001665-1782
46	Defendants' Opposition to Cashman's Motion to Stay or Suspend Order Granting in Part Counterclaimants' Motion for Preliminary Injunction to Procure Codes or Alternatively	10/01/2012	4	JA000885-89

PEZZILLO LLOYD

	Motion for Clarification and Request for OST			
23	Defendants' Reply to Cashman's Opposition to Motion for Summary Judgment	05/02/2012	2	JA000266-75
71	Defendants' Supplement to Motion to Expunge Lien and Opposition to Motion for Summary Judgment as to Lien and Bond Claims	04/02/2012	8-9	JA0001894-2065
89	Defendants' Trial Brief	01/16/2014	11	JA0002506-33
9	Errata to Amended Answer to Second Amended Complaint, Counterclaim and Crossclaim	11/10/2011	1	JA00098-99
110	Errata to Notice of Entry of Order Denying Cashman's Request for Costs Pursuant to NRS 18.020	09/02/2014	32	JA0007804-12

PEZZILLO LLOYD

5	Errata to Second Amended Complaint	10/10/2011	1	JA00051-52
99	Findings of Fact and Conclusions of Law	05/05/2014	31	JA0007714-29
34	Findings of Fact and Conclusions of Law Based upon Counterclaimants Motion to Procure Codes	08/10/2012	2	JA000414-16
61	Fourth Amended Complaint	01/10/2013	5	JA0001154-72
91	Joint Pretrial Memorandum	01/16/2014	11	JA0002560-79
92	Joint Trial Exhibit Index	01/21/2014	11	JA0002580-82
92.J01 to 92.J65	Joint Trial Exhibits	01/21/2014	11-27	JA0002583-6552
106	Judgment	08/18/2014	32	JA0007789-91
101	Memorandum of Costs and Disbursements	05/13/2014	31	JA0007748-50
94	Motion for Relief Pursuant to NRCP	03/20/2014	29	JA0007099-7112

PEZZILLO LLOYD

	60(b) and Motion for Attorneys' Fees and Costs Pursuant to NRS Ch. 108			
50	Motion to Amend Complaint	10/31/2012	5	JA0001040-76
12	Motion to Consolidate (re: Case A653029)	01/11/2012	1	JA000112-18
93	Non-Jury Trial Transcripts (for January 21, 2014 through January 24, 2014)	01/31/2014	27-29	JA0006553-7098
40	Notice of Appeal	09/13/2012	3	JA00610-19
102	Notice of Appeal	05/30/2014	32	JA0007751-72
111	Notice of Appeal	09/02/2014	32	JA0007813-29
105	Notice of Entry of Decision and Order	08/13/2014	32	JA0007782-88
76	Notice of Entry of Defendants' Motion for Summary Judgment of Surety Payment and License Bond Claims and Cashman's Countermotion for	05/06/2013	10	JA0002390-95

	Summary Judgment			
100	Notice of Entry of Findings of Fact and Conclusions of Law	05/06/2014	31	JA0007730-47
35	Notice of Entry of Findings of Fact and Conclusions of Law Based upon Counterclaimants Motion to Procure Codes	08/13/2012	2	JA000417-22
107	Notice of Entry of Judgment	08/21/2014	32	JA0007792-96
77	Notice of Entry of Order Denying Cashman's Motion for Summary Judgment on Defendants' Payment Bond Claim	05/06/2013	10	JA0002396-2401
109	Notice of Entry of Order Denying Cashman's Request for Costs Pursuant to NRS 18.020	09/02/2014	32	JA0007799-7804
26	Notice of Entry of Order Denying Defendants'	05/25/2012	2	JA000300-04

	Motion for Summary Judgment without Prejudice			
78	Notice of Entry of Order Denying Mojave's Motion to Expunge or Reduce Mechanic's Lien	05/06/2013	10	JA0002402-07
79	Notice of Entry of Order Denying QH Las Vegas, LLC, PQ Las Vegas, LLC, LWTIC Successor, LLC, and FC/LW Vegas Motion to Dismiss, or in the alternative, Motion for Summary Judgment	05/06/2013	10	JA0002408-13
87	Notice of Entry of Order Granting Cashman's Motion for Award of Attorneys' Fees and Costs Pursuant to NRS 108.2275	09/24/2013	10-11	JA0002498-2502
25	Notice of Entry of Order Granting Cashman's Motion to Amend Complaint	05/25/2012	2	JA000295-99

PEZZILLO LLOYD

52	Notice of Entry of Order Granting Cashman's Motion to Stay or Suspend Order Granting in Part Motion for Preliminary Injunction to Procure Codes	11/02/2012	5	JA0001079-83
60	Notice of Entry of Order Granting Motion to Amend Complaint	01/09/2013	5	JA0001149-53
16	Notice of Entry of Order Granting Motion to Consolidate (Filed in A653029)	02/02/2012	1	JA000129-34
114	Notice of Entry of Stipulation and Order for Dismissal of Defendants Fidelity and Deposit Company of Maryland and Travelers Casualty and Surety Company of America with Prejudice	05/11/2015	32	JA0007837-42
57	Notice of Posting Bond	11/07/2012	5	JA0001112-16

PEZZILLO LLOYD

44	Notice of Posting Cost Bond	09/19/2012	4	JA000854-57
33	Notice of Posting Security Bond	08/09/2012	2	JA000407-13
82	Opposition to Cashman's Motion for Award of Attorneys' Fees and Costs Pursuant to NRS 108.2275	06/20/2013	10	JA0002462-74
39	Opposition to Cashman's Motion for Reconsideration of Order Granting in Part Counter-claimants' Motion for Preliminary Injunction to Procure Codes or Alternatively Motion for Clarification and Request for OST	09/07/2012	2-3	JA000499-609
96	Opposition to Motion for Relief Pursuant to NRCP 60(b) and Motion for Attorneys' Fees and Costs Pursuant to NRS Ch. 108	04/15/2014	30-31	JA0007360-7693
58	Opposition to Motion to Amend Complaint	11/19/2012	5	JA0001117-26

PEZZILLO LLOYD

108	Order Denying Cashman's Request for Costs Pursuant to NRS 18.020	09/02/2014	32	JA0007797-98
86	Order Granting Cashman's Motion for Award of Attorneys' Fees and Costs Pursuant to NRS 108.2275	09/20/2013	10	JA0002496-97
51	Order Granting Cashman's Motion to Stay or Suspend Order Granting in Part Motion for Preliminary Injunction to Procure Codes	11/02/2012	5	JA0001077-78
75	Order Rescheduling Pretrial/Calendar Call	04/17/2013	10	JA0002388-89
18	Order Setting Civil Non-Jury Trial, Pre-Trial/Calendar Call	02/21/2012	1	JA000145-46
32	Order Setting Civil Non-Jury Trial, Pre-Trial/Calendar Call	08/06/2012	2	JA000405-06

PEZZILLO LLOYD

84	Order Setting Civil Non-Jury Trial, Pre-Trial/Calendar Call	09/06/2013	10	JA0002488-90
88	Order Setting Civil Non-Jury Trial, Pre-Trial/Calendar Call	10/1/2013	11	JA0002503-05
90	Plaintiff's Trial Brief	01/16/2014	11	JA0002534-59
66	QH Las Vegas, LLC, PQ Las Vegas, LLC, LWTIC Successor, LLC, and FC/LW Vegas Motion to Dismiss, or in the alternative, Motion for Summary Judgment	02/07/2013	5-6	JA0001241-1355
74	QH Las Vegas, LLC, PQ Las Vegas, LLC, LWTIC Successor, LLC, and FC/LW Vegas Reply to their Motion to Dismiss, or in the alternative, Motion for Summary Judgment	04/05/2013	9-10	JA0002102-2387
81	QH Las Vegas, PQ Las Vegas, LWITC Successor and FC/LW Vegas'	06/11/2013	10	JA0002441-61

	Answer to Fourth Amended Complaint			
59	Reply in Support of Motion to Amend Complaint	12/17/2012	5	JA0001127-48
31	Reply to Cashman's Opposition to Motion for Injunctive Relief or Writ of Possession	07/31/2012	2	JA000398-404
97	Reply to Cashman's Opposition to Motion for Relief Pursuant to NRCP 60(b) and Motion for Attorneys' Fees and Costs Pursuant to NRS Ch. 108	04/23/2014	31	JA0007694-7707
56	Reply to Cashman's Opposition to Motion to Expunge or Reduce Mechanic's Lien	11/02/2012	5	JA0001102-11
15	Scheduling Order	01/31/2012	1	JA000126-28
4	Second Amended Complaint	09/30/2011	1	JA00034-50
113	Stipulation and Order for	05/08/2015	32	JA0007834-36

	Dismissal of Defendants Fidelity and Deposit Company of Maryland and Travelers Casualty and Surety Company of America with Prejudice			
73	Supplement to Cashman's Supplement to its Countermotion for Summary Judgment on its Payment Bond and Mechanic's Lien Claims	04/05/2013	9	JA0002095-2101
24	Third Amended Complaint	05/24/2012	2	JA000276-94
36	Transcript of Proceedings for August 3, 2012	08/22/2012	2	JA000423-38
62	Transcript of Proceedings for November 9, 2012	01/11/2013	5	JA0001173-1203

PEZZILLO LLOYD