

Case No. _____

In the Supreme Court of Nevada

JACUZZI, INC. doing business as JACUZZI
LUXURY BATH,

Petitioner,

vs.

THE EIGHTH JUDICIAL DISTRICT COURT of the
State of Nevada, in and for the County of Clark;
and THE HONORABLE CRYSTAL ELLER, District
Judge,

Respondents,

and

ROBERT ANSARA, as special administrator of
the ESTATE OF SHERRY LYNN CUNNISON,
deceased; ROBERT ANSARA, as special
administrator of the ESTATE OF MICHAEL
SMITH, deceased heir to the ESTATE OF SHERRY
LYNN CUNNISON, deceased; and DEBORAH
TAMANTINI, individually and heir to the Estate
of SHERRY LYNN CUNNISON, deceased,

Real Parties in Interest.

Electronically Filed
Oct 05 2021 04:31 p.m.
Elizabeth A. Brown
Clerk of Supreme Court

**PETITIONER'S APPENDIX
VOLUME 15
PAGES 3501-3750**

D. LEE ROBERTS (SBN 8877)
BRITTANY M. LLEWELLYN (SBN 13,527)
JOHNATHAN T. KRAWCHECK (*pro hac vice*)
WEINBERG, WHEELER,
HUDGINS, GUNN & DIAL, LLC
6385 South Rainbow Blvd., Suite 400
Las Vegas, Nevada 89118

JOEL D. HENRIOD (SBN 8492)
DANIEL F. POLSENBERG (SBN 2376)
ABRAHAM G. SMITH (SBN 13,250)
LEWIS ROCA ROTHGERBER CHRISTIE LLP
3993 Howard Hughes Pkwy., Suite 600
Las Vegas, Nevada 89169

Attorneys for Petitioner

CHRONOLOGICAL TABLE OF CONTENTS TO APPENDIX

Tab	Document	Date	Vol.	Pages
1	Complaint	02/03/16	1	1–13
2	First Amended Complaint	03/25/16	1	14–23
3	Second Amended Complaint	05/09/16	1	24–33
4	Third Amended Complaint	01/31/17	1	34–49
5	Fourth Amended Complaint	06/21/17	1	50–65
6	Defendant Jacuzzi Inc.’s Amended Answer to Plaintiffs’ Fourth Amended Complaint	03/07/18	1	66–75
7	Plaintiffs’ Renewed Motion to Strike Defendant Jacuzzi, Inc. d/b/a Jacuzzi Luxury Bath’s Answer for Repeated, Continuous and Blatant Discovery Abuses on Order Shortening Time	01/10/19	1 2	76–250 251–435
8	Opposition to Plaintiffs’ Renewed Motion to Strike Defendant Jacuzzi, Inc. d/b/a Jacuzzi Luxury Bath’s Answer for Repeated, Continuous and Blatant Discovery Abuses on Order Shortening Time	01/24/19	2 3 4	436–500 501–750 751–921
9	Plaintiffs’ Reply in Support of Plaintiffs’ Renewed Motion to Strike Defendant Jacuzzi, Inc. d/b/a Jacuzzi Luxury Bath’s Answer for Repeated, Continuous and Blatant Discovery Abuses on Order Shortening Time	01/29/19	4 5	922–1000 1001–1213
10	Transcript of All Pending Motions	02/04/19	5 6	1214–1250 1251–1315
11	Minute Order Re: Pending Motions	03/04/19	6	1316
12	Minute Order	03/12/19	6	1317–1318
13	Plaintiffs’ Motion for Reconsideration Re: Plaintiffs’ Renewed Motion to Strike Defendant Jacuzzi, Inc.’s Answer and Motion	05/15/19	6	1319–1347

	for Clarification Regarding the Scope of the Forensic Computer Search			
14	Appendix to Plaintiffs' Motion for Reconsideration Re: Plaintiffs' Renewed Motion to Strike Defendant Jacuzzi, Inc.'s Answer and Motion for Clarification Regarding the Scope of the Forensic Computer Search	05/15/19	6 7	1348–1500 1501–1592
15	Defendant Jacuzzi Inc.'s Opposition to Plaintiffs' Motion for Reconsideration Re: Plaintiffs' Renewed Motion to Strike Defendant Jacuzzi, Inc.'s Answer and Motion for Clarification Regarding the Scope of the Forensic Computer Search	05/28/19	7	1593–1612
16	Appendix of Exhibits to Defendant Jacuzzi Inc.'s Opposition to Plaintiffs' Motion for Reconsideration Re: Plaintiffs' Renewed Motion to Strike Defendant Jacuzzi, Inc.'s Answer and Motion for Clarification Regarding the Scope of the Forensic Computer Search	05/28/19	7 8	1613–1750 1751–1778
17	Plaintiffs' Reply in Support of Their Motion for Reconsideration Re: Plaintiffs' Renewed Motion to Strike Defendant Jacuzzi, Inc.'s Answer and Motion for Clarification Regarding the Scope of the Forensic Computer Search	06/14/19	8	1779–1790
18	Minute Order Re: Pending Motions	03/04/19	8	1791
19	Court Minutes – All Pending Motions	07/01/19	8	1792–1793
20	Transcript of Proceedings – Defendant Jacuzzi, Inc.'s Request for Status Check; Plaintiffs' Motion for Reconsideration Regarding Plaintiffs' Renewed Motion to Strike Defendant Jacuzzi, Inc.'s Answer and Motion for Clarification Regarding the Scope of the Forensic Computer Search	07/01/19	8	1794–1886
21	Recorder's Transcript of Hearing Pursuant to Defendant Jacuzzi's Request Filed 6-13-19,	07/01/19	8	1887–1973

	Defendant Jacuzzi, Inc. d/b/a Jacuzzi Luxury Bath's Request for Status Check; Plaintiffs' Motion for Reconsideration Re: Plaintiffs' Renewed Motion to Strike Defendant Jacuzzi, Inc.'s Answer and Motion for Clarification Regarding the Scope of the Forensic Computer Search			
22	Plaintiffs' Motion to Expand Scope of Evidentiary Hearing	08/09/19	8 9	1974–2000 2001–2045
23	Defendant Jacuzzi Inc.'s Opposition to Plaintiffs' Motion to Expand Scope of Evidentiary Hearing	08/19/19	9	2046–2062
24	Appendix of Exhibits in Support of Defendant Jacuzzi Inc.'s Opposition to Plaintiffs' Motion to Expand Scope of Evidentiary Hearing	08/19/19	9	2063–2241
25	Plaintiffs' Supplement to Motion to Expand Scope of Evidentiary Hearing	08/20/19	9	2242–2244
26	Appendix to Plaintiffs' Supplement to Motion to Expand Scope of Evidentiary Hearing on Order Shortening Time – Volume I of II	08/20/19	9 10 11 12	2245–2250 2251–2500 2501–2750 2751–2904
27	Appendix to Plaintiffs' Supplement to Motion to Expand Scope of Evidentiary Hearing on Order Shortening Time – Volume I of II	08/20/19	12 13 14 15 16	2905–3000 3001–3250 3251–3500 3501–3750 3751–3882
28	Court Minutes Re: Plaintiff's Motion to Expand Scope of Evidentiary Hearing	08/21/19	16	3883
29	Plaintiffs' Reply in Support of Motion to Expand Scope of Evidentiary Hearing	08/21/19	16 17	3884–4000 4001–4010
30	Recorder's Transcript of Evidentiary Hearing – Day 1	09/16/19	17	4011–4193
31	Recorder's Transcript of Evidentiary Hearing – Day 2	09/17/19	17 18	4194–4250 4251–4436

32	Recorder's Transcript of Evidentiary Hearing – Day 3	09/18/19	18 19	4437–4500 4501–4584
33	Plaintiffs' Evidentiary Hearing Brief	09/18/19	19	4585–4592
34	Minute Order	09/26/19	19	4593–4594
35	Court Minutes Re: Evidentiary Hearing	10/01/19	19	4595
36	Recorder's Transcript of Evidentiary Hearing – Day 4	10/01/19	19	4596–4736
37	Minute Order	10/08/19	19	4737–4740
38	Plaintiffs' Evidentiary Hearing Closing Brief	11/04/19	19 20	4741–4750 4751–4805
39	Plaintiffs' Appendix to Plaintiffs' Evidentiary Hearing Closing Brief	11/04/19	20 21 22 23 24	4806–5000 5001–5250 5251–5500 5501–5750 5751–5849
40	Defendant Jacuzzi Inc. Doing Business ad Jacuzzi Luxury Bath's Evidentiary Hearing Closing Brief	12/02/19	24	5850–5893
41	Errata to Defendant Jacuzzi Inc. Doing Business ad Jacuzzi Luxury Bath's Evidentiary Hearing Closing Brief	12/06/19	24	5894–5897
42	Appendix of Exhibits in Support of Defendant Jacuzzi Inc. Doing Business ad Jacuzzi Luxury Bath's Evidentiary Hearing Closing Brief	12/06/19	24 25	5898–6000 6001–6178
43	Plaintiffs' Reply Defendant Jacuzzi Inc. Doing Business ad Jacuzzi Luxury Bath's Evidentiary Hearing Closing Brief	12/31/19	25 26	6179–6250 6251–6257
44	Minute Order	03/05/20	26	6258–6261
45	Motion to Clarify the Parameters of the Waiver of Attorney-Client Privilege that Would be Required in Order to Present Evidence that it was Acting on Advice of	05/22/20	26	6262–6266

	Counsel			
46	Objections to “Order Striking Defendant Jacuzzi Inc., d/b/a Jacuzzi Luxury Bath’s Answer to Liability Only” with Counter-Proposed Order	05/22/20	26	6267–6276
47	Appendix of Exhibits to: Objections to “Order Striking Defendant Jacuzzi Inc., d/b/a Jacuzzi Luxury Bath’s Answer to Liability Only” with Counter-Proposed Order	05/22/20	26	6277–6478
48	Minute Order	05/28/20	26	6479
49	Plaintiffs’ (1) Response to Defendant Jacuzzi, Inc. d/b/a Jacuzzi Luxury Bath’s Objections to Plaintiffs’ Proposed “Order Striking Jacuzzi, Inc. d/b/a Jacuzzi Luxury Bath’s Answer as to Liability Only”; and (2) Opposition to Jacuzzi’s Motion Clarify the Parameters of the Waiver of the Attorney Client Privilege That Would be Required to Present That It was be Acting on the Advice of Counsel	06/05/20	26	6480–6494
50	Reply to Plaintiffs’ (1) response to Jacuzzi’s Objections to Proposed Order, and (2) Opposition to Jacuzzi’s Motion to Clarify the Parameters of Any Waiver of Attorney-Client Privilege	06/24/20	26 27	6495–6500 6501–6506
51	Court Minutes Re: All Pending Motions	06/29/20	27	6506–6508
52	Recorder’s Transcript of Pending Motions	06/29/20	27	6509–6549
53	Minute Order	07/20/20	27	6550
54	Order for Evidentiary Hearing	07/22/20	27	6551–6555
55	Jacuzzi’s Notice of Waiver of Phase 2 Hearing and Request to Have Phase 2 of Evidentiary Hearing Vacated	09/18/20	27	6556–6561
56	Plaintiffs’ Response to Defendant Jacuzzi’s Notice of Waiver of Phase 2 Hearing and	09/21/20	27	6562–6572

	Request to Have Phase 2 of Evidentiary Hearing Vacated			
57	Court Minutes – Evidentiary Hearing	09/22/20	27	6573
58	Recorder’s Transcript of Evidentiary Hearing – Day 1	09/22/20	27	6574–6635
59	Minute Order	09/29/20	27	6636
60	Court Minutes Re: Competing Orders to Strike Jacuzzi’s Answer	10/05/20	27	6637–6638
61	Recorder’s Transcript of Pending Motions	10/05/20	27	6639–6671
62	Objections to Plaintiff’s Proposed “Order Striking Defendant Jacuzzi Inc., d/b/a Jacuzzi Luxury Bath’s Answer as to Liability Only” Submitted October 9, 2020	10/16/20	27	6672–6712
63	Plaintiffs’ Response to Defendant Jacuzzi Inc. d/b/a Jacuzzi Luxury Bath’s Objections to Plaintiff’s [sic] Proposed “Order Striking Defendant Jacuzzi Inc., d/b/a Jacuzzi Luxury Bath’s Answer as to Liability Only” Submitted October 9, 2020	10/20/20	27	6713–6750
64	Brief Responding to Plaintiffs’ Request for Inflammatory, Irrelevant, Unsubstantiated, or Otherwise Inappropriate Jury Instructions	10/20/20	28	6751–6770
65	Appendix of Exhibits to Brief Responding to Plaintiffs’ Request for Inflammatory, Irrelevant, Unsubstantiated, or Otherwise Inappropriate Jury Instructions	10/20/20	28	6771–6904
66	Court Minutes – Status Check: Decision on Proposed Order	10/21/20	28	6905
67	Plaintiffs’ Reply to: (1) Defendant Jacuzzi, Inc. dba Jacuzzi Luxury Bath’s Brief Responding to Plaintiffs’ Request for Inflammatory, Irrelevant, Unsubstantiated, or Otherwise Inappropriate Jury Instructions; and (2)	11/10/20	28	6906–6923

	Defendant FirstStreet For Boomers & Beyond, Inc., AITHR Dealer, Inc., and Hale Benton's Objections to Plaintiffs' Demand for Certain Jury Instructions and Rulings on Motions in Limine Based on Court Striking Jacuzzi's Answer Re: Liability			
68	Transcript of Proceedings: Motion to Strike	11/19/20	28 29	6924–7000 7001–7010
69	Notice of Entry of Order (Striking Defendant Jacuzzi, Inc., d/b/a Jacuzzi Luxury Bath's Answer as to Liability Only)	11/24/20	29	7011–7048
70	Court Minutes: All Pending Motions	12/07/20	29	7049
71	Transcript of Proceedings: Motions in Limine: Jacuzzi's Nos. 1, 4, 13, 16, and 21/First Street's No. 4; Jury Instructions	12/07/20	29	7050–7115
72	Court Minutes – Hearing: Jury Instructions	12/21/20	29	7116–7117
73	Court Minutes – Decision	12/21/20	29	7118
74	Transcript of Proceedings: Jury Instructions	12/21/20	29	7119–7171
75	Minute Order	12/28/20	29	7172–7176
76	Minute Order	12/29/20	29	7177
77	Notice of Entry of Order Re-Opening Discovery	01/15/21	29	7178–7186
78	Notice of Entry of Order Regarding Motions in Limine	01/15/21	29	7187–7195
79	Plaintiffs' Motion to Reconsider the Court's Order Granting in Part, and Denying in Part, Defendant Jacuzzi's Motion to Reconsider the Court's Order Denying Defendant's Motions in Limine Nos. 1, 4, 13, and 21	04/29/21	29	7196–7229
80	Plaintiffs' Appendix to Plaintiffs' Motion to Reconsider the Court's Order Granting in Part, and Denying in Part, Defendant Jacuzzi's Motion to Reconsider the Court's	04/29/21	29 30 31	7230–7250 7251–7500 7501–7623

	Order Denying Defendant's Motions in Limine Nos. 1, 4, 13, and 21			
81	Amended Order Setting Firm Civil Jury Trial, Pre-Trial Conference and Calendar Call	05/06/21	31	7624–7629
82	Minute Order	05/06/21	31	7630
83	Defendant Jacuzzi Inc. dba Jacuzzi Luxury Bath's Opposition to Plaintiffs' Motion to Reconsider the Court's Order Granting in Part, and Denying in Part, Defendant Jacuzzi's Motion to Reconsider the Court's Order Denying Defendant's Motions in Limine Nos. 1, 4, 13, and 21 and Countermotion to Clarify Issues That the Jury Must Determine, Applicable Burdens of Proof, and Phases of Trial	05/13/21	31	7631–7646
84	Appendix of Exhibits in Support of Defendant Jacuzzi Inc. dba Jacuzzi Luxury Bath's Opposition to Plaintiffs' Motion to Reconsider the Court's Order Granting in Part, and Denying in Part, Defendant Jacuzzi's Motion to Reconsider the Court's Order Denying Defendant's Motions in Limine Nos. 1, 4, 13, and 21	05/13/21	31 32	7647–7750 7751–7797
85	Notice of Taking Multiple Videotaped Depositions for Purposes of Trial Preservation Outside the State of Nevada	05/28/21	32	7798–7802
86	Plaintiffs' Reply in Support of Plaintiffs' Motion to Reconsider the Court's Order Granting in Part, and Denying in Part, Defendant Jacuzzi's Motion to Reconsider the Court's Order Denying Defendant's Motions in Limine Nos. 1, 4, 13, and 21 and Opposition to Jacuzzi's Countermotion to Clarify Issues that the Jury Must Determine, Applicable Burdens of Proof, and Phases of Trial and FirstStreet	06/01/21	32	7803–7858

	for Boomers and Beyond, Inc. and AITHR Dealer, Inc.’s Joinder Thereto			
87	Minute Order	06/04/21	32	7859
88	Minute Order	06/18/21	32	7860
89	Amended Minute Order	06/18/21	32	7861
90	Reply in Support of “Counter-motion to Clarify Issues that the Jury Must Determine, Applicable Burdens of Proof, and Phases of Trial”	06/30/21	32	7862–7888
91	Court Minutes – All Pending Motions	07/06/21	32	7889
92	Minute Order	07/13/21	32	7890
93	Court Minutes – All Pending Motions	07/14/21	32	7891–7892
94	Recorder’s Transcript of Pending Motions	07/14/21	32 33	7893–8000 8001–8019
95	Minute Order Re: Plaintiffs’ Motion to Reconsider the Court’s Order Granting in Part, and Denying in Part, Jacuzzi’s Motion to Reconsider MILs Nos. 1, 4, 13, and 21	08/17/21	33	8020–8023
96	Order Granting Plaintiffs’ Motion to Reconsider the Court’s Order Granting in Part, and Denying in Part, Jacuzzi’s Motion to Reconsider MILs Nos. 1, 4, 13, and 21	09/29/21	33	8024–8038
97	Order Granting Jacuzzi’s Counter-motion to Clarify Issues that the Jury Must Determine, Applicable Burdens of Proof, and Phases of Trial	09/29/21	33	8039–8047

ALPHABETICAL TABLE OF CONTENTS TO APPENDIX

Tab	Document	Date	Vol.	Pages
89	Amended Minute Order	06/18/21	32	7861
81	Amended Order Setting Firm Civil Jury Trial, Pre-Trial Conference and Calendar Call	05/06/21	31	7624–7629
84	Appendix of Exhibits in Support of Defendant Jacuzzi Inc. dba Jacuzzi Luxury Bath’s Opposition to Plaintiffs’ Motion to Reconsider the Court’s Order Granting in Part, and Denying in Part, Defendant Jacuzzi’s Motion to Reconsider the Court’s Order Denying Defendant’s Motions in Limine Nos. 1, 4, 13, and 21	05/13/21	31 32	7647–7750 7751–7797
42	Appendix of Exhibits in Support of Defendant Jacuzzi Inc. Doing Business ad Jacuzzi Luxury Bath’s Evidentiary Hearing Closing Brief	12/06/19	24 25	5898–6000 6001–6178
24	Appendix of Exhibits in Support of Defendant Jacuzzi Inc.’s Opposition to Plaintiffs’ Motion to Expand Scope of Evidentiary Hearing	08/19/19	9	2063–2241
65	Appendix of Exhibits to Brief Responding to Plaintiffs’ Request for Inflammatory, Irrelevant, Unsubstantiated, or Otherwise Inappropriate Jury Instructions	10/20/20	28	6771–6904
16	Appendix of Exhibits to Defendant Jacuzzi Inc.’s Opposition to Plaintiffs’ Motion for Reconsideration Re: Plaintiffs’ Renewed Motion to Strike Defendant Jacuzzi, Inc.’s Answer and Motion for Clarification Regarding the Scope of the Forensic Computer Search	05/28/19	7 8	1613–1750 1751–1778
47	Appendix of Exhibits to: Objections to “Order Striking Defendant Jacuzzi Inc., d/b/a Jacuzzi Luxury Bath’s Answer to Liability Only” with Counter-Proposed Order	05/22/20	26	6277–6478

14	Appendix to Plaintiffs’ Motion for Reconsideration Re: Plaintiffs’ Renewed Motion to Strike Defendant Jacuzzi, Inc.’s Answer and Motion for Clarification Regarding the Scope of the Forensic Computer Search	05/15/19	6 7	1348–1500 1501–1592
26	Appendix to Plaintiffs’ Supplement to Motion to Expand Scope of Evidentiary Hearing on Order Shortening Time – Volume I of II	08/20/19	9 10 11 12	2245–2250 2251–2500 2501–2750 2751–2904
27	Appendix to Plaintiffs’ Supplement to Motion to Expand Scope of Evidentiary Hearing on Order Shortening Time – Volume I of II	08/20/19	12 13 14 15 16	2905–3000 3001–3250 3251–3500 3501–3750 3751–3882
64	Brief Responding to Plaintiffs’ Request for Inflammatory, Irrelevant, Unsubstantiated, or Otherwise Inappropriate Jury Instructions	10/20/20	28	6751–6770
1	Complaint	02/03/16	1	1–13
19	Court Minutes – All Pending Motions	07/01/19	8	1792–1793
91	Court Minutes – All Pending Motions	07/06/21	32	7889
93	Court Minutes – All Pending Motions	07/14/21	32	7891–7892
73	Court Minutes – Decision	12/21/20	29	7118
57	Court Minutes – Evidentiary Hearing	09/22/20	27	6573
72	Court Minutes – Hearing: Jury Instructions	12/21/20	29	7116–7117
66	Court Minutes – Status Check: Decision on Proposed Order	10/21/20	28	6905
51	Court Minutes Re: All Pending Motions	06/29/20	27	6506–6508
60	Court Minutes Re: Competing Orders to Strike Jacuzzi’s Answer	10/05/20	27	6637–6638
35	Court Minutes Re: Evidentiary Hearing	10/01/19	19	4595

28	Court Minutes Re: Plaintiff's Motion to Expand Scope of Evidentiary Hearing	08/21/19	16	3883
70	Court Minutes: All Pending Motions	12/07/20	29	7049
83	Defendant Jacuzzi Inc. dba Jacuzzi Luxury Bath's Opposition to Plaintiffs' Motion to Reconsider the Court's Order Granting in Part, and Denying in Part, Defendant Jacuzzi's Motion to Reconsider the Court's Order Denying Defendant's Motions in Limine Nos. 1, 4, 13, and 21 and Countermotion to Clarify Issues That the Jury Must Determine, Applicable Burdens of Proof, and Phases of Trial	05/13/21	31	7631–7646
40	Defendant Jacuzzi Inc. Doing Business ad Jacuzzi Luxury Bath's Evidentiary Hearing Closing Brief	12/02/19	24	5850–5893
6	Defendant Jacuzzi Inc.'s Amended Answer to Plaintiffs' Fourth Amended Complaint	03/07/18	1	66–75
15	Defendant Jacuzzi Inc.'s Opposition to Plaintiffs' Motion for Reconsideration Re: Plaintiffs' Renewed Motion to Strike Defendant Jacuzzi, Inc.'s Answer and Motion for Clarification Regarding the Scope of the Forensic Computer Search	05/28/19	7	1593–1612
23	Defendant Jacuzzi Inc.'s Opposition to Plaintiffs' Motion to Expand Scope of Evidentiary Hearing	08/19/19	9	2046–2062
41	Errata to Defendant Jacuzzi Inc. Doing Business ad Jacuzzi Luxury Bath's Evidentiary Hearing Closing Brief	12/06/19	24	5894–5897
2	First Amended Complaint	03/25/16	1	14–23
5	Fourth Amended Complaint	06/21/17	1	50–65
55	Jacuzzi's Notice of Waiver of Phase 2 Hearing and Request to Have Phase 2 of Evidentiary	09/18/20	27	6556–6561

	Hearing Vacated			
12	Minute Order	03/12/19	6	1317–1318
34	Minute Order	09/26/19	19	4593–4594
37	Minute Order	10/08/19	19	4737–4740
44	Minute Order	03/05/20	26	6258–6261
48	Minute Order	05/28/20	26	6479
53	Minute Order	07/20/20	27	6550
59	Minute Order	09/29/20	27	6636
75	Minute Order	12/28/20	29	7172–7176
76	Minute Order	12/29/20	29	7177
82	Minute Order	05/06/21	31	7630
87	Minute Order	06/04/21	32	7859
88	Minute Order	06/18/21	32	7860
92	Minute Order	07/13/21	32	7890
11	Minute Order Re: Pending Motions	03/04/19	6	1316
18	Minute Order Re: Pending Motions	03/04/19	8	1791
95	Minute Order Re: Plaintiffs’ Motion to Reconsider the Court’s Order Granting in Part, and Denying in Part, Jacuzzi’s Motion to Reconsider MILs Nos. 1, 4, 13, and 21	08/17/21	33	8020–8023
45	Motion to Clarify the Parameters of the Waiver of Attorney-Client Privilege that Would be Required in Order to Present Evidence that it was Acting on Advice of Counsel	05/22/20	26	6262–6266
69	Notice of Entry of Order (Striking Defendant Jacuzzi, Inc., d/b/a Jacuzzi Luxury Bath’s Answer as to Liability Only)	11/24/20	29	7011–7048

78	Notice of Entry of Order Regarding Motions in Limine	01/15/21	29	7187–7195
77	Notice of Entry of Order Re-Opening Discovery	01/15/21	29	7178–7186
85	Notice of Taking Multiple Videotaped Depositions for Purposes of Trial Preservation Outside the State of Nevada	05/28/21	32	7798–7802
46	Objections to “Order Striking Defendant Jacuzzi Inc., d/b/a Jacuzzi Luxury Bath’s Answer to Liability Only” with Counter-Proposed Order	05/22/20	26	6267–6276
62	Objections to Plaintiff’s Proposed “Order Striking Defendant Jacuzzi Inc., d/b/a Jacuzzi Luxury Bath’s Answer as to Liability Only” Submitted October 9, 2020	10/16/20	27	6672–6712
8	Opposition to Plaintiffs’ Renewed Motion to Strike Defendant Jacuzzi, Inc. d/b/a Jacuzzi Luxury Bath’s Answer for Repeated, Continuous and Blatant Discovery Abuses on Order Shortening Time	01/24/19	2 3 4	436–500 501–750 751–921
54	Order for Evidentiary Hearing	07/22/20	27	6551–6555
97	Order Granting Jacuzzi’s Countermotion to Clarify Issues that the Jury Must Determine, Applicable Burdens of Proof, and Phases of Trial	09/29/21	33	8039–8047
96	Order Granting Plaintiffs’ Motion to Reconsider the Court’s Order Granting in Part, and Denying in Part, Jacuzzi’s Motion to Reconsider MILs Nos. 1, 4, 13, and 21	09/29/21	33	8024–8038
49	Plaintiffs’ (1) Response to Defendant Jacuzzi, Inc. d/b/a Jacuzzi Luxury Bath’s Objections to Plaintiffs’ Proposed “Order Striking Jacuzzi, Inc. d/b/a Jacuzzi Luxury Bath’s Answer as to Liability Only”; and (2) Opposition to Jacuzzi’s Motion Clarify the Parameters of the Waiver	06/05/20	26	6480–6494

	of the Attorney Client Privilege That Would be Required to Present That It was Acting on the Advice of Counsel			
39	Plaintiffs' Appendix to Plaintiffs' Evidentiary Hearing Closing Brief	11/04/19	20 21 22 23 24	4806–5000 5001–5250 5251–5500 5501–5750 5751–5849
80	Plaintiffs' Appendix to Plaintiffs' Motion to Reconsider the Court's Order Granting in Part, and Denying in Part, Defendant Jacuzzi's Motion to Reconsider the Court's Order Denying Defendant's Motions in Limine Nos. 1, 4, 13, and 21	04/29/21	29 30 31	7230–7250 7251–7500 7501–7623
33	Plaintiffs' Evidentiary Hearing Brief	09/18/19	19	4585–4592
38	Plaintiffs' Evidentiary Hearing Closing Brief	11/04/19	19 20	4741–4750 4751–4805
13	Plaintiffs' Motion for Reconsideration Re: Plaintiffs' Renewed Motion to Strike Defendant Jacuzzi, Inc.'s Answer and Motion for Clarification Regarding the Scope of the Forensic Computer Search	05/15/19	6	1319–1347
22	Plaintiffs' Motion to Expand Scope of Evidentiary Hearing	08/09/19	8 9	1974–2000 2001–2045
79	Plaintiffs' Motion to Reconsider the Court's Order Granting in Part, and Denying in Part, Defendant Jacuzzi's Motion to Reconsider the Court's Order Denying Defendant's Motions in Limine Nos. 1, 4, 13, and 21	04/29/21	29	7196–7229
7	Plaintiffs' Renewed Motion to Strike Defendant Jacuzzi, Inc. d/b/a Jacuzzi Luxury Bath's Answer for Repeated, Continuous and Blatant Discovery Abuses on Order Shortening Time	01/10/19	1 2	76–250 251–435

43	Plaintiffs' Reply Defendant Jacuzzi Inc. Doing Business as Jacuzzi Luxury Bath's Evidentiary Hearing Closing Brief	12/31/19	25 26	6179–6250 6251–6257
29	Plaintiffs' Reply in Support of Motion to Expand Scope of Evidentiary Hearing	08/21/19	16 17	3884–4000 4001–4010
86	Plaintiffs' Reply in Support of Plaintiffs' Motion to Reconsider the Court's Order Granting in Part, and Denying in Part, Defendant Jacuzzi's Motion to Reconsider the Court's Order Denying Defendant's Motions in Limine Nos. 1, 4, 13, and 21 and Opposition to Jacuzzi's Countermotion to Clarify Issues that the Jury Must Determine, Applicable Burdens of Proof, and Phases of Trial and FirstStreet for Boomers and Beyond, Inc. and AITHR Dealer, Inc.'s Joinder Thereto	06/01/21	32	7803–7858
9	Plaintiffs' Reply in Support of Plaintiffs' Renewed Motion to Strike Defendant Jacuzzi, Inc. d/b/a Jacuzzi Luxury Bath's Answer for Repeated, Continuous and Blatant Discovery Abuses on Order Shortening Time	01/29/19	4 5	922–1000 1001–1213
17	Plaintiffs' Reply in Support of Their Motion for Reconsideration Re: Plaintiffs' Renewed Motion to Strike Defendant Jacuzzi, Inc.'s Answer and Motion for Clarification Regarding the Scope of the Forensic Computer Search	06/14/19	8	1779–1790
67	Plaintiffs' Reply to: (1) Defendant Jacuzzi, Inc. dba Jacuzzi Luxury Bath's Brief Responding to Plaintiffs' Request for Inflammatory, Irrelevant, Unsubstantiated, or Otherwise Inappropriate Jury Instructions; and (2) Defendant FirstStreet For Boomers & Beyond, Inc., AITHR Dealer, Inc., and Hale Benton's Objections to Plaintiffs' Demand for Certain Jury Instructions and Rulings on Motions in Limine Based on Court Striking Jacuzzi's	11/10/20	28	6906–6923

	Answer Re: Liability			
63	Plaintiffs' Response to Defendant Jacuzzi Inc. d/b/a Jacuzzi Luxury Bath's Objections to Plaintiff's [sic] Proposed "Order Striking Defendant Jacuzzi Inc., d/b/a Jacuzzi Luxury Bath's Answer as to Liability Only" Submitted October 9, 2020	10/20/20	27	6713–6750
56	Plaintiffs' Response to Defendant Jacuzzi's Notice of Waiver of Phase 2 Hearing and Request to Have Phase 2 of Evidentiary Hearing Vacated	09/21/20	27	6562–6572
25	Plaintiffs' Supplement to Motion to Expand Scope of Evidentiary Hearing	08/20/19	9	2242–2244
30	Recorder's Transcript of Evidentiary Hearing – Day 1	09/16/19	17	4011–4193
58	Recorder's Transcript of Evidentiary Hearing – Day 1	09/22/20	27	6574–6635
31	Recorder's Transcript of Evidentiary Hearing – Day 2	09/17/19	17 18	4194–4250 4251–4436
32	Recorder's Transcript of Evidentiary Hearing – Day 3	09/18/19	18 19	4437–4500 4501–4584
36	Recorder's Transcript of Evidentiary Hearing – Day 4	10/01/19	19	4596–4736
21	Recorder's Transcript of Hearing Pursuant to Defendant Jacuzzi's Request Filed 6-13-19, Defendant Jacuzzi, Inc. d/b/a Jacuzzi Luxury Bath's Request for Status Check; Plaintiffs' Motion for Reconsideration Re: Plaintiffs' Renewed Motion to Strike Defendant Jacuzzi, Inc.'s Answer and Motion for Clarification Regarding the Scope of the Forensic Computer Search	07/01/19	8	1887–1973
52	Recorder's Transcript of Pending Motions	06/29/20	27	6509–6549

61	Recorder's Transcript of Pending Motions	10/05/20	27	6639–6671
94	Recorder's Transcript of Pending Motions	07/14/21	32 33	7893–8000 8001–8019
90	Reply in Support of “Counter-motion to Clarify Issues that the Jury Must Determine, Applicable Burdens of Proof, and Phases of Trial”	06/30/21	32	7862–7888
50	Reply to Plaintiffs’ (1) response to Jacuzzi’s Objections to Proposed Order, and (2) Opposition to Jacuzzi’s Motion to Clarify the Parameters of Any Waiver of Attorney-Client Privilege	06/24/20	26 27	6495–6500 6501–6506
3	Second Amended Complaint	05/09/16	1	24–33
4	Third Amended Complaint	01/31/17	1	34–49
10	Transcript of All Pending Motions	02/04/19	5 6	1214–1250 1251–1315
20	Transcript of Proceedings – Defendant Jacuzzi, Inc.’s Request for Status Check; Plaintiffs’ Motion for Reconsideration Regarding Plaintiffs’ Renewed Motion to Strike Defendant Jacuzzi, Inc.’s Answer and Motion for Clarification Regarding the Scope of the Forensic Computer Search	07/01/19	8	1794–1886
74	Transcript of Proceedings: Jury Instructions	12/21/20	29	7119–7171
68	Transcript of Proceedings: Motion to Strike	11/19/20	28 29	6924–7000 7001–7010
71	Transcript of Proceedings: Motions in Limine: Jacuzzi’s Nos. 1, 4, 13, 16, and 21/First Street’s No. 4; Jury Instructions	12/07/20	29	7050–7115

CERTIFICATE OF SERVICE

I certify that on October 5, 2021, I submitted the foregoing
“Petitioner’s Appendix” for filing *via* the Court’s eFlex electronic filing
system. Electronic notification will be sent to the following:

Benjamin P. Cloward
RICHARD HARRIS LAW FIRM
801 South Fourth Street
Las Vegas, Nevada 89101

Attorneys for Real Parties in Interest

I further certify that I served a copy of this document by mailing a
true and correct copy thereof, postage prepaid, at Las Vegas, Nevada,
addressed as follows:

The Honorable Crystal Eller
DISTRICT COURT JUDGE – DEPT. 19
200 Lewis Avenue
Las Vegas, Nevada 89155

Respondent

/s/ Jessie M. Helm
An Employee of Lewis Roca Rothgerber Christie LLP

From: Kelly Dennis <kelly.dennis@aihronline.com>
To: Martinez, Audrey
Sent: 8/13/2015 1:10:41 PM
Subject: Re: Jacuzzi® Walk-in Tub

Audrey,

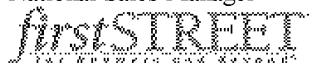
That is fantastic... do you have any footage of the walk-in tub that I can edit into this video.. And can I get the raw video to edit.

I can at least put some walk-in tub still shots in.

Thanks,

Kelly Dennis

National Sales Manager



Aging In The Home Remodelers

Toll Free: 1.888.926.8095

Cell: 972-898-5380

Email: kelly.dennis@aihremodelers.com

3900 S. Wadsworth Blvd Suite 200

Lakewood, CO 80235

Office: 303.222.3200

003501

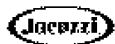
From: Audrey Martinez <audrey.martinez@jacuzzi.com>
Date: Thursday, August 13, 2015 at 11:02 AM
To: Kelly Dennis <kelly.dennis@aihronline.com>
Subject: RE: Jacuzzi® Walk-in Tub

That's a great start, I will start putting this together next week. I can come put to Denver to present to your group sometime next month if that works.

In regard to a video, I found this one that has footage of the manufacturing facility. Will this work for what you need it for?
<https://youtu.be/0L7qelkA6G8>

Audrey Martinez

Marketing Manager



www.jacuzzi.com

13925 City Center Drive, Suite 200/ Chino Hills, CA 91709

909.247.2582 (o) 909.762.3203 (c)

From: Kelly Dennis [<mailto:kelly.dennis@aihronline.com>]
Sent: Thursday, August 13, 2015 9:29 AM
To: Martinez, Audrey
Subject: Re: Jacuzzi® Walk-in Tub

Audrey,

Yes, It would great to have this for the Dealer conference. I would also love to have something to present to the AIHR team in the time frame you are talking below. Presenting to our team first will give us a chance to add to it for the Dealer conference if we see something else that should be included that has value.

JACUZZI006293

REV JACUZZI006393

APEN 1249

003501

Feel free to bounce things off of me while you are putting this webinar together.

I am thinking along the same lines as what you presented in the Shower presentation. Discussing the initial design to manufacturing and the components of the walk-in tub. Talk about Jacuzzi®'s manufacturing expertise. How Jacuzzi® is one of the only manufactures that can take one piece of Acrylic and form it to the beautiful walk in tub that we offer our customers.

I can see the webinar including the following:

1. ADA compliant seat
2. ADA compliant grab bar in the walk-in tub
3. Easy reach door handles, controls and shower wand - discuss the engineering of closing the door and the amount of pressure necessary to latch the door
4. Pneumatic push button controls
5. Air control to add air volume to the jets – provide us with the correct way to present this
6. Therapeutic messaging foot jets
7. Low, easy-step entry and non slip floor
8. Durable Acrylic, easy to clean finish
9. No leak door system – I would love an engineering photo showing how the door latches and secures the bathing area.
10. Heater – maintains constant temperature – type of heater
11. Anti-scald technology – will we continue to use this with the FAST FILL faucet
12. Quick release drain – now the FAST DRAIN feature
13. Ozone cleaning system – the type of unit we use and describe the quality of the system
14. Certifications USP, IAPMO, ETL
15. Aromatherapy
16. Chromotherapy
17. Describe our auto purge plumbing system design
18. Tub extender and back shelf provide by Jacuzzi
19. The Bubble jets .. Why we include them.
20. Warranty
21. Manufactured in Valdosta, GA - how we can describe this.. “Assemble in the USA”???
22. Quality control
23. FAST FILL faucet
24. FAST DRAIN

I would like to get into the quality of the pump, in-line heater, the disc system for our ozonator(if that is correct terminology) how the tub is secured on the steel frame. How the plumbing system is set up.

It would be great to differential between all of the jets in the tub...from the back jets, foot jets and the jets under the seat.

A video of these jets would be great.. I know we have the back jets video...maybe we could show the foot jets working as well.

I am sure there are other components and features that you will know better than I to include in the webinar as well.

Audrey, words cannot describe how excited I am about you putting this webinar together This will be very beneficial to all new hires and I believe the veterans will also get a lot out of it as well.

Regards,

Kelly Dennis

National Sales Manager



Aging In The Home Remodelers

Toll Free: 1.888.926.8095

Cell: 972-898-5380

Email: kelly.dennis@aihremodelers.com

3900 S. Wadsworth Blvd Suite 200

Lakewood, CO 80235

JACUZZI006294

REV JACUZZI006394

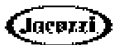
APEN 1250

Office: 303.222.3200

From: Audrey Martinez <audrey.martinez@jacuzzi.com>
Date: Thursday, August 13, 2015 at 8:54 AM
To: Kelly Dennis <kelly.dennis@aihronline.com>
Subject: RE: Jacuzzi® Walk-in Tub

I should be able to compile a comprehensive review in 2-3 weeks. Would it make sense to present at the Dealer Conference?

Audrey Martinez
 Marketing Manager



www.jacuzzi.com
 13925 City Center Drive, Suite 200/ Chino Hills, CA 91709
 909.247.2582 (o) 909.762.3203 (c)

From: Kelly Dennis [<mailto:kelly.dennis@aihronline.com>]
Sent: Wednesday, August 12, 2015 5:07 PM
To: Martinez, Audrey
Subject: Re: Jacuzzi® Walk-in Tub

Audrey,

I will get with my RSM's and put an outline together... We want to do this right. So what ever time you need to collect your data is fine..

What do you think is a reasonable time wise once I provide you with an outline.

Fantastic, regarding the video. It really helps to build value to see the product not only from the front side but all the engineering Jacuzzi® puts into the product.

Thanks for everything.

Kelly Dennis

National Sales Manager



Aging In The Home Remodelers

Toll Free: 1.888.926.8095

Cell: 972-898-5380

Email: kelly.dennis@aihremodelers.com

3900 S. Wadsworth Blvd Suite 200

Lakewood, CO 80235

Office: 303.222.3200

From: Audrey Martinez <audrey.martinez@jacuzzi.com>
Date: Wednesday, August 12, 2015 at 3:28 PM
To: Kelly Dennis <kelly.dennis@aihronline.com>
Subject: RE: Jacuzzi® Walk-in Tub

Hi Kelly. Of course we will conduct a webinar. Get me an outline of the points you'd like to cover and I'll get our team to work on it. What kind of timeline are you looking at?

In regard to the factory video, there have been many versions circulated but we had to pull many of them down because of

JACUZZI006295

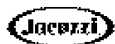
REV JACUZZI006395

APEN 1251

proprietary information. Let me track down an approved copy for you.

Audrey Martinez

Marketing Manager



www.jacuzzi.com

13925 City Center Drive, Suite 200/ Chino Hills, CA 91709

909.247.2582 (o) 909.762.3203 (c)

From: Kelly Dennis [<mailto:kelly.dennis@aihronline.com>]

Sent: Wednesday, August 12, 2015 2:17 PM

To: Martinez, Audrey

Subject: Jacuzzi® Walk-in Tub

Audrey,

Good afternoon!

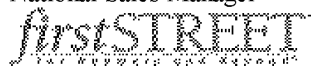
I am reworking the Jacuzzi® Walk-in Tub presentation and I wanted to reach out to you and discuss a couple of topics.

1. Would you consider doing a webinar on all of the features of the walk-in tub and their designed benefits and how they are engineered into the tub? This could also be in a document that provides me more of an in-depth description of the product and the features include in the walk-in tub. i.e. The inline heater, the ozonator, the pump specifications, the pure air system tub design features the manufacturing process that provides the reinforcement of the structured wall system, how the plumbing of the tub is design to gravity purge, the manifold system how it is design to distribute the water through the jets and also how the air is introduced into the jets or anything else that makes up the tub.
2. At one time we used a video of the factory showing the manufacturing of the walk-in tub in Valdosta, GA...are there portions of this video that we can use? It was a big value builder and would love to have something that we can use to help build additional value on the product in the home.

Ok, that's all for now... thanks for your assistance.

Kelly Dennis

National Sales Manager



Aging In The Home Remodelers

Toll Free: 1.888.926.8095

Cell: 972-898-5380

Email: kelly.dennis@aihremodelers.com

3900 S. Wadsworth Blvd Suite 200

Lakewood, CO 80235

Office: 303.222.3200

This email and any attachments are confidential and may be legally privileged. If you are not the intended recipient, please notify the author by replying to this email message, and then delete all copies of the email on your system. If you are not the intended recipient, you must not disclose, distribute, copy, print, or use this email in any manner. Email messages and attachments may contain viruses. Although we take precautions to check for viruses, we make no assurances about the absence of viruses. We accept no liability and suggest that you carry out your own virus checks.

JACUZZI006296

REV JACUZZI006396

APEN 1252

From: Martinez, Audrey </O=JACUZZI ORGANIZATION/OU=EXCHANGE ADMINISTRATIVE GROUP (FYDIBOHF23SPDLT)/CN=RECIPIENTS/CN=AUDREY MARTINEZ66B76F91>
To: Torres, Ray; Steve Buckley
CC: Norm Murdock
Sent: 10/16/2013 2:58:45 PM
Subject: RE: Slippery floors W.I.T.

We have a dealer who uses this product regularly with great results:

Liquidguard - Solid Step Cote
 Liquidguard Technologies
 (800) 790-9299

Let me know if you need any additional information.

Audrey Martinez

Marketing Manager- Aging In Place Bathing



www.jacuzzi.com

13925 City Center Drive, Suite 200/ Chino Hills, CA 91709
 909.247.2582 (o) 909.762.3203 (c)

This email and any attachments are confidential and may be legally privileged. If you are not the intended recipient, please notify the author by replying to this email message, and then delete all copies of the email on your system. If you are not the intended recipient, you must not disclose, distribute, copy, print or use this email in any manner. Email messages and attachments may contain viruses. Although we take precautions to check for viruses, we make no assurances about the absences of viruses. We accept no liability and suggest that you carry out your own virus checks.

From: Torres, Ray
Sent: Tuesday, October 15, 2013 10:55 AM
To: Steve Buckley; Martinez, Audrey
Subject: RE: Slippery floors W.I.T.

Yes we could add an additional bar, Audrey may have a bath mat or an non slip application to help, I will defer to her.....

Raymond Torres

VP Operations & Engineering – Jacuzzi Luxury Bath



www.jacuzzi.com

14525 Monte Vista Avenue / Chino, CA 91710

909.247.2158 (o) 909.217.4799 (c) 909.643.2829 (f)

This email and any attachments are confidential and may be legally privileged. If you are not the intended recipient, please notify the author by replying to this email message, and then delete all copies of the email on your system. If you are not the intended recipient, you must not disclose, distribute, copy, print or use this email in any manner. Email messages and attachments may contain viruses. Although we take precautions to check for viruses, we make no assurances about the absences of viruses. We accept no liability and suggest that you carry out your own virus checks.

From: Steve Buckley [<mailto:sbuckley@atlashomeimprovement.com>]
Sent: Tuesday, October 15, 2013 10:54 AM
To: Torres, Ray
Cc: Matt Cooke; Darian Bobby (bobbydar@hotmail.com); David Bobby
Subject: Slippery floors W.I.T.

JACUZZI006297

REV JACUZZI006397

APEN 1253

Hi Ray ,
Just wondering your thoughts on this . We are having a few customers slipping on bottom of Jacuzzi tub, I am wondering if you have any recommendations on a product and or a bath mat suitable for this issue . Looking for something easy for the elderly.
Also, are we able to purchase and install the new top mounted grab bar on existing installs ? This may help as well .
Please advise .

Thank you
Steve Buckley
Production Manager/Bath division
SBuckley@atlashomeimprovement.com
Atlas Home Improvement
10824 Plaza Drive
Whitmore Lake, MI 48189
800-378-1924 (734) 658-3627 Cell (810) 227-8079 Fax

003506

003506

JACUZZI006298

REV JACUZZI006398

APEN 1254

From: PHIL GOODHART <PHIL.GOODHART@firstSTREETonline.com>
To: Martinez, Audrey
Sent: 9/25/2014 5:48:10 PM
Subject: Refreshed Jacuzzi Tub marketing letter
Attachments: Nov '14 Jac Tub Ltr CTL v2.pdf

Audrey,

I meant to send this to you... it's a refreshed version of a letter we've used a couple of times previously.

Please provide your comments/approval at your earliest convenience. Thanks.

Regards,

Phil Goodhart, VP Marketing - Aging in the Home
firstSTREET for Boomers and Beyond

1998 Ruffin Mill Rd
Colonial Heights, VA 23834
804.524.9888 x-8842 (C) 203-543-5039
phil.goodhart@firststreetonline.com

003507

003507

JACUZZI006299

REV JACUZZI006399

APEN 1255

003507



THERE'S ONLY ONE

The healing power of hydrotherapy can help bring relief to arthritis sufferers.

Dear Friend,

Are you or a loved one experiencing pain, swelling and stiffness in your joints? Arthritis can be debilitating, and could interfere with doing the things you love. Since movement often becomes associated with discomfort, you may find yourself becoming less active — heading into a downward spiral where you might incur even more pain.

Now, you can help relieve your pain naturally.

"Sitting in a hot tub is one of the best things you can do for arthritis. Heat opens up those blood vessels, reduces the pain and increases range of movement."
— Dr. Andrew Ordon on *The Doctors*

~~It's true!~~ Studies point to benefits of hydrotherapy

According to Dr. Lauren Deville, a board-certified Naturopathic Physician in Arizona, hydrotherapy may have a positive role in reducing pain and improving the health status of patients with rheumatoid arthritis. Dr. Deville pointed to six studies performed in the United Kingdom in 2012 which concluded that hydrotherapy can help "reduce pain, joint tenderness, mood and tension symptoms, and increase grip strength and patient satisfaction" in patients with rheumatoid arthritis.

The swirling warm waters can decrease muscle tension and the pressure on surrounding nerves, joints and blood vessels, easing arthritis symptoms — so you can move more freely. Blood supply to the pain site actually increases and rigidity and muscle spasms may be diminished.

(Continued) —————>

<Call Today! 1-888-XXX-XXXX>

<PhoneCd>

JACUZZI006300

REV JACUZZI006400

Improve your mornings with a soak in a Jacuzzi® Tub!

If you're like many arthritis sufferers, mornings can be tough. That's why the Arthritis Foundation recommends gentle stretching exercises to increase strength and flexibility and protect joints. Daily exercises can be done in a warm bath to ease joint pain, especially in the morning.

But what if morning stiffness becomes an obstacle to entering the tub?

Designed with safety in mind

Sometimes, getting in and out of a standard tub or hot tub can be daunting, especially if arthritis symptoms flare up, causing stiffness and pain. The Jacuzzi® Walk-In Tub features a wide doorway and minimal step up, so getting in and out couldn't be easier.

Are you worried about bathroom slips and falls? This is a real problem for many — especially arthritis sufferers who may lack full range of motion. But now you can rest easy, because entering and exiting the Jacuzzi® tub is ultra safe.

In fact, every feature of the Jacuzzi® Walk-In Tub was thoughtfully engineered to assure your safety and comfort. The 100% guaranteed leak-proof door is extra wide and easy to open and close. A side grab bar offers added support, and all handles, controls and shower wand are within easy reach.

To combat morning stiffness, you can relax on our ADA-compliant contoured seat, which feels like sitting in a comfortable chair as soothing bubbles gently massage nearly every inch of you.

Luxury you can afford

While help with your arthritis symptoms may be what attracts you to a Jacuzzi® Hydrotherapy Walk-In Tub, the blissful, luxurious, tranquil feeling you experience after each spa session will keep you coming back for more. Its unique combination of water and air jets turn everyday bathing into a spa-like experience in the privacy of your own home. Each dip builds on the last, washing away soreness and swelling.

Envision your Jacuzzi® tub's air and water jets flowing over your body, the chromatherapy system casting a soft glow over the water, and aromatherapy infusing the room with wonderful fragrances. These deluxe and relaxing spa treatments, usually reserved for high-end spas, can be part of your day — every day — with an affordable Jacuzzi® Walk-In Tub!

Before long, you will regard your spa sessions as one of the highlights of your day, enjoying the warmth and relaxation while your discomfort eases away. Following each pleasant bath you emerge feeling energized... lighter... and more like your old self.

Installation is a breeze

Once you decide that Jacuzzi is right for you, your tub will be delivered within two to three weeks. With a Jacuzzi® Walk-In Tub, you get a complete, everything-included package that includes delivery to your home, expert installation, old tub removal, complete clean-up, and an introduction to using and enjoying your brand new walk-in tub. Our certified installers complete most installations in one day, so the inconvenience and disruption in your home will be minimal.

After your new Jacuzzi® Walk-In Hot Tub has been installed and all final inspections have been made, we're still here to help. Your local dealer will be happy to answer further questions and make adjustments as needed, so that you get the most out of your new tub.

Don't take my word for it

You can hear directly from a satisfied customer:

"Not only is the tub good looking, I am amazed by the healing benefits. In the months since I have installed the tub in my home, the pain in my afflicted knee has diminished. I think the warm water and the force of the air jets circulating around my body and legs have had the greatest healing effect on me."

(Continued) —————→

- 3 -

JACUZZI006302

REV JACUZZI006402

APEN 1258

Or from Louise, who appeared on a medical information program, The Doctors, and reported her arthritis sometimes hurt A LOT. She described the pain as a bone chill she couldn't get rid of. Her regular doctor wrote her a prescription, but she was looking for an alternative that would enable her to remain active and pain-free.

After a soak in a Jacuzzi® hot tub on the show, Louise said, *"This has really made a difference. It feels wonderful"*

Isn't it time you took a look?

Why allow arthritis to put a damper on your lifestyle and restrict your activities? Alleviate your arthritis symptoms the natural way — and feel like a million dollars at the same time — with safe, natural hydrotherapy sessions you can enjoy daily. Treat yourself to the original, the affordable, the one and only Jacuzzi® Hydrotherapy Walk-In Tub.

Warm regards,

Sarah Johnson

Sarah Johnson
Aging In The Home Advisor



We are proud to support **Operation Homefront** in their efforts to assist members of the military and their families.

P.S. The Jacuzzi® Walk-In Tub is now the first to offer a specialized foot massage experience. Its unique spinning motion provides optimal therapy to feet and legs. Best of all, you get it at no additional charge!

Third party financing available with approved credit. Aging In the Home Remodelers, Inc. is neither a broker nor a lender. Not available in Alaska and Hawaii. ©2014 Aging In The Home Remodelers, Inc.

From: Bachmeyer, Kurt </O=JACUZZI ORGANIZATION/OU=FIRST ADMINISTRATIVE GROUP/CN=RECIPIENTS/CN=KBACHMEYER>
To: Baehr, Rich
CC: Torres, Ray; Martinez, Audrey
Sent: 6/27/2013 1:07:57 PM
Subject: Re: Emailing: Test various Non Skid Patterns for compliance to ASTM F-462 , 5229 slip resistance

So far we have 4 cents for research.....get to it Ray!

On Jun 27, 2013, at 9:43 AM, "Baehr, Rich" <Rich.Baehr@jacuzzi.com> wrote:

> My 2 cents
 >
 > A while back when we had units from Brazil they had a rougher bottom on the units. We had several complaints from mostly older people that it hurt their feet, to the point that we started toning down the non skid
 >
 > Below is a possible solution
 >
 > <http://www.slipxsolutions.com/tub-tattoos-clownfish>
 >
 >
 >
 > -----Original Message-----
 > From: Bachmeyer, Kurt
 > Sent: Thursday, June 27, 2013 11:34 AM
 > To: Torres, Ray; Martinez, Audrey
 > Cc: Demeritt, William; Peetz, Chris; Baehr, Rich; Davis, Joseph N.
 > Subject: RE: Emailing: Test various Non Skid Patterns for compliance to ASTM F-462 , 5229 slip resistance
 >
 > I'm not sure we are done here; we're compliant which is great but are we meeting the needs and safety requirements of this particular demographic? Seems to me if we want to be the leader in this category we would want to eliminate slippage of any kind now and in the future. My two cents.
 >
 >
 >
 > Kurt Bachmeyer
 >
 > Director of Customer Service
 >
 >
 >
 >
 > www.jacuzzi.com
 >
 > 14525 Monte Vista Avenue / Chino, CA 91710
 >
 > 909.247.2187 (o) 909.606.4270 (f)
 >
 >
 >
 > This email and any attachments are confidential and may be legally privileged. If you are not the intended recipient, please notify the author by replying to this email message, and then delete all copies of the email on your system. If you are not the intended recipient, you must not disclose, distribute, copy, print or use this email in any manner. Email messages and attachments may contain viruses. Although we take precautions to check for viruses, we make no assurances about the absences of viruses. We accept no liability and suggest that you carry out your own virus checks.
 >
 >
 >
 >
 > -----Original Message-----
 > From: Torres, Ray
 > Sent: Thursday, June 27, 2013 8:24 AM
 > To: Martinez, Audrey

003512

003512

JACUZZI006304

REV JACUZZI006404

APEN 1260

003512

> Cc: Bachmeyer, Kurt; Demeritt, William; Peetz, Chris; Baehr, Rich; Davis, Joseph N.
> Subject: Emailing: Test various Non Skid Patterns for compliance to ASTM F-462 , 5229 slip resistance
>
>
> Audrey,
>
> Here are the two test reports, one is our generic test on a shower pan which is the worst case sheet draw in thickness
coefficient of friction .05.(.04 is the passing standard). This is the pattern we use as a master on all jacuzzi bottoms
today. The second report is a deep draw on the 5229 walk in tub, the coefficient of friction is .10 double that of the pan
which is exactly what we thought it would be. In fact I have never seen a .10 average in all my years. That is darn good!
>
> Anyways, when you send out the reports only send page one which is the conclusion page. Do not send out the actual
data as it sometimes with slick lawyers, (not picking on bill) could challenge results.
>
> Anyways great news on the bottom. Where do I charge my fees?
> Thanks
> ray
>
>
> This email and any attachments are confidential and may be legally privileged. If you are not the intended recipient,
please notify the author by replying to this email message, and then delete all copies of the email on your system. If you
are not the intended recipient, you must not disclose, distribute, copy, print, or use this email in any manner. Email
messages and attachments may contain viruses. Although we take precautions to check for viruses, we make no
assurances about the absence of viruses. We accept no liability and suggest that you carry out your own virus checks.
>

003513

003513

JACUZZI006305

REV JACUZZI006405

APEN 1261

From: lopkhp Herman <lopkhp@gmail.com>
To: Martinez, Audrey
CC: Rowan, Bob
Sent: 3/25/2015 4:52:00 PM
Subject: Re: Jacuzzi Walk In Tub ADA Contoured Seat Design and Grab Bars - Fairbanks Construction
Attachments: Fairbanks Jacuzzi Walk-In Tub Contoured ADA seat_02.pdf; Jacuzzi Walk-In Tub Tri-Fold Brochure_02.pdf

Audrey:

Attached are the two Jacuzzi publications regarding the "ADA-complaint" contoured seat design".

I forgot to attached under other email.

Thanks.

Patricia

On Wed, Mar 25, 2015 at 4:48 PM, lopkhp Herman <lopkhp@gmail.com> wrote:
 Good afternoon Audrey:

I am scheduled to have Fairbanks come out tomorrow. They were to confirm delivery of the part and installation time, but, I have not heard anything as of yet. I have been thinking about the product that you were so kind to send. However, I do not believe this will solve the problem. It is not my intention to place a molded seat on top of the tubs existing seat. This will not be safe for my Mom. Her safety is my only priority.

I went back over the Jacuzzi literature that I was provided, and located yet another brochure, that was given to me at the time of my purchase of the tub, published by Jacuzzi specifying and identifying the existence of an ADA-compliant contoured seat design. I have attached the copy of Jacuzzi's brochure and another copy of the advertisement that you had stated was created by Fairbanks.

When I spoke with Bob, he informed me that he would rectify this situation to my satisfaction.

All I want is what I purchased, a cream/biscuit colored walk in jacuzzi tub with Air Therapy; Hydro Therapy; Aroma Therapy; Chroma Therapy; low entry way; wide door with knee cut out; non-skid floor; anti-scald water valves; inline heater; (2) grab bars; operational faucets in placed in the correct location; and all of the other amenities that were promised to me at the time of the purchase of your tub.

I have attached a picture of the tub that has all of the features of the Jacuzzi tub, including the contoured seat. The name and manufacturer of the tub is Blue Springs by Premier Care.

Thank you.

Patricia

On Tue, Mar 17, 2015 at 11:31 AM, Martinez, Audrey <audrey.martinez@jacuzzi.com> wrote:

The mat is the most slip resistant, nonabrasive material that we have found that works on our products.

We do not offer any kind of molded seat insert but I have seen things at trade shows like these:

http://www.pattersonmedical.com/app.aspx?cmd=get_subsections&id=57694

JACUZZI006306

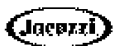
REV JACUZZI006406

APEN 1262

Maybe something like this is what you're looking for? These could be used on top of the mat I'm sending.

Audrey Martinez

Marketing Manager- Aging In Place Bathing



www.jacuzzi.com

13925 City Center Drive, Suite 200/ Chino Hills, CA 91709

909.247.2582 (o) 909.762.3203 (c)

This email and any attachments are confidential and may be legally privileged. If you are not the intended recipient, please notify the author by replying to this email message, and then delete all copies of the email on your system. If you are not the intended recipient, you must not disclose, distribute, copy, print or use this email in any manner. Email messages and attachments may contain viruses. Although we take precautions to check for viruses, we make no assurances about the absences of viruses. We accept no liability and suggest that you carry out your own virus

From: Patricia K. Herman, Esquire [mailto:lopkhpa@gmail.com]

Sent: Monday, March 16, 2015 7:12 PM

To: Martinez, Audrey

Subject: Re: Jacuzzi Walk In Tub ADA Contoured Seat Design and Grab Bars - Fairbanks Construction

Good evening Audrey

I apologize for the late email. However, I wanted to make sure that you were aware that my Mother is in a wheelchair and is not weight bearing on her feet. Hence my need for the contoured seat. I do not know if the mat is contoured? I need her hips to be secured on the seat. Do you have any seat inserts that are contoured/molded? That may work. Thank you again for all of your attention and assistance.

~ Tricia ~

Sent from my iPad

On Mar 16, 2015, at 5:27 PM, Martinez, Audrey <audrey.martinez@jacuzzi.com> wrote:

They should receive the mat by the end of the day Wednesday. I'll ask them to contact you to set up an appointment.

Audrey Martinez

Marketing Manager- Aging In Place Bathing

JACUZZI006307

REV JACUZZI006407

APEN 1263

<image001.jpg>

www.jacuzzi.com

13925 City Center Drive, Suite 200/ Chino Hills, CA 91709

909.247.2582 (o) 909.762.3203 (c)

This email and any attachments are confidential and may be legally privileged. If you are not the intended recipient, please notify the author by replying to this email message, and then delete all copies of the email on your system. If you are not the intended recipient, you must not disclose, distribute, copy, print or use this email in any manner. Email messages and attachments may contain viruses. Although we take precautions to check for viruses, we make no assurances about the absences of viruses. We accept no liability and suggest that you carry out your own virus

From: lopkha herman [mailto:lopkha@gmail.com]

Sent: Monday, March 16, 2015 2:07 PM

To: Martinez, Audrey

Subject: RE: Jacuzzi Walk In Tub ADA Contoured Seat Design and Grab Bars - Fairbanks Construction

Good afternoon Audrey. When will Rick be coming out?

On Mar 16, 2015 3:14 PM, "Martinez, Audrey" <audrey.martinez@jacuzzi.com> wrote:

Hi Ms. Herman- I have a custom made piece of a new non slip surface material on its way to Rick Ragle at Fairbanks Construction. It is die cut to fit the seat of your tub and is nonabrasive while offering excellent slip resistance. They will remove the existing coating and apply the new mat. I think it will solve the problem you are having. Please let me know!

Audrey Martinez

Marketing Manager- Aging In Place Bathing

<image001.jpg>

www.jacuzzi.com

13925 City Center Drive, Suite 200/ Chino Hills, CA 91709

909.247.2582 (o) 909.762.3203 (c)

This email and any attachments are confidential and may be legally privileged. If you are not the intended recipient, please notify the author by replying to this email message, and then delete all copies of the email on your system. If you are not the intended recipient, you must not disclose, distribute, copy, print or use this email in any manner. Email messages and attachments may contain viruses. Although we take precautions to check for viruses, we make no assurances about the absences of viruses. We accept no liability and suggest that you carry out your own virus

From: Patricia K. Herman, Esquire [mailto:lopkha@gmail.com]

Sent: Monday, March 16, 2015 9:48 AM

To: Rowan, Bob

Cc: Martinez, Audrey

Subject: Re: Jacuzzi Walk In Tub ADA Contoured Seat Design and Grab Bars - Fairbanks Construction

JACUZZI006308

REV JACUZZI006408

APEN 1264

Good morning Bob,

I have attached pictures of my Moms tub after installation by Fairbanks Construction. The bathroom has sat in this condition since July 2014. I also attached pictures of the seat with adhesive and the faucet and shower wand in contiunal operation.

I saw a few tubs with contoured seats that i will send in a separate email. I am trying to postpone construction as long as I can. Thank you so much for your help.

<image002.jpg>

<image003.jpg>

<image004.jpg>

<image005.jpg>

<image006.jpg>

<image007.jpg>

<image008.jpg>

~ Tricia ~

Sent from my iPad

On Mar 12, 2015, at 12:52 PM, Rowan, Bob <Bob.Rowan@jacuzzi.com> wrote:

Hi Patricia,

I spoke with Audrey Martinez who manages our walk-in bathtub business. She is running some possible options to fix your problem and will be in touch with you shortly if she hasn't already. We will do our best to make sure you and your mom are happy with this product as quickly as possible!

Thanks, we'll be in touch soon.

Best regards,

Bob

Bob Rowan

President and CEO

Jacuzzi Group Worldwide

13925 City Center Drive, Suite 200 / Chino Hills, CA 91709

JACUZZI006309

REV JACUZZI006409

APEN 1265

909.247.2506 (o) 410.371.4524 (c)

This email and any attachments are confidential and may be legally privileged. If you are not the intended recipient, please notify the author by replying to this email message, and then delete all copies of the email on your system. If you are not the intended recipient, you must not disclose, distribute, copy, print or use this email in any manner. Email messages and attachments may contain viruses. Although we take precautions to check for viruses, we make no assurances about the absences of viruses. We accept no liability and suggest that you carry out your own virus checks.

From: "Patricia K. Herman, Esquire" <lopkhpa@gmail.com>
Date: Thu, 12 Mar 2015 07:00:56 -0700
To: "Rowan, Bob" <bob.rowan@jacuzzi.com>
Subject: Fwd: Jacuzzi Walk In Tub ADA Contoured Seat Design and Grab Bars - Fairbanks Construction

~ Tricia ~

Sent from my iPad

Begin forwarded message:

From: lopkhpa herman <lopkhpa@gmail.com>
Date: February 25, 2015 at 1:13:18 PM EST
To: deborah.nuanes@jacuzzi.com
Subject: Jacuzzi Walk In Tub ADA Contoured Seat Design and Grab Bars - Fairbanks Construction

Please see paragraph 4.

--

Patricia K. Herman, Esquire

Law Office of Patricia K. Herman, P.A.

1631 Rock Springs Road, #305

Apopka, Florida 32712-2229

407-682-7879

407-630-8805 (Facsimile)

Service E-Mail: service2lopkhpa@gmail.com

General E-Mail: lopkhpa@gmail.com

--

JACUZZI006310

REV JACUZZI006410

APEN 1266

003518

003518

003518

Patricia K. Herman, Esquire

Law Office of Patricia K. Herman, P.A.
1631 Rock Springs Road, #305
Apopka, Florida 32712-2229
407-682-7879
407-630-8805 (Facsimile)
Service E-Mail: service2lopkhpa@gmail.com
General E-Mail: lopkhpa@gmail.com

--

Patricia K. Herman, Esquire

Law Office of Patricia K. Herman, P.A.
1631 Rock Springs Road, #305
Apopka, Florida 32712-2229
407-682-7879
407-630-8805 (Facsimile)
Service E-Mail: service2lopkhpa@gmail.com
General E-Mail: lopkhpa@gmail.com

003519

003519

JACUZZI006311

REV JACUZZI006411

APEN 1267

003519



Features & Benefits

Jacuzzi® Walk-In Hot Tubs not only provide a safe and enjoyable way to take a bath, but also provide health benefits that can greatly improve your quality of life. The air and water jets may help to improve circulation and ease the symptoms of arthritis, back problems, muscle cramps, osteoarthritis, and other various injuries. Plus, you'll have the independence and worry-free ability to enjoy bathing again safely.



Your New Jacuzzi® Walk-In Tub Includes:

1. Hydro & Air Therapy

Featuring the patented Jacuzzi® PointPro® Jet System, a unique network of adjustable water jets and gentle air massagers with new improved jet locations positioned to target the most common pain points.

2. Built-In Safety

Now made with an even lower entryway and wider door to ensure a safer and easier entry & exit. Non-skid floor surface and side grab bar provides added safety and support. Anti-scald water valves protect you from extreme water temperature.

3. Aroma & Chroma Therapy

Add a calming fragrance to transform your bath into a spa-like experience. Gentle LED lighting enhances moods and promotes relaxation.

4. Built-In Comfort

Ergonomically designed chrome handle and grab bars. Sit back and relax on our ADA-compliant contoured seat design. Inline heater maintains desired water temperature throughout your bath experience.

Soaking in your Jacuzzi Walk-In Tub also helps to:

- Relieve stress
- Create a relaxing environment
- Create a spa like experience with the aromatherapy fragrances
- Reduce aches and pains
- Improve blood circulation

Fairbanks Construction, Your Customer Care Team can be reached at (800) 743-8601

003520

003520

125300



Now you can
turn water into therapy...



...with a Jacuzzi Walk-In Tub

Start enjoying the soothing, therapeutic
benefits of hydrotherapy now



Call us now to learn more out about the new and
improved features, and to hear about a **SPECIAL
OFFER** in your area.

FAIRBANKS CONSTRUCTION
1720 NW 4th Ave. - Suite #150 - Ocala, FL 34475
(352) 732-8600 or (800) 743-8601
FairbanksConstruction.com
CIC-835334

©2013 Aging In The Home Remodelers, Inc

How it all began...

In 1956, the Jacuzzi brothers responded to a family member's need for pain-relieving hydrotherapy. They developed a version of their pump to work in a bath tub.

Their ingenuity and knowledge of hydraulics led to the creation of a portable hydrotherapy pump. The J-300 turned any normal bathtub into a relaxing, rejuvenating hydrotherapeutic spa. Jacuzzi quickly became a household name, known to this day for quality products and reliable pain relief.



The first Jacuzzi hydrotherapy pump

Your own personal spa...

Allows you to bathe safely and independently. No other Walk-In Tub features the patented Jacuzzi® PointPro® jet system. These high-volume, low-pressure pumps feature a perfectly balanced water-to-air ratio to massage thoroughly yet gently. They are all arranged in precise locations designed to deliver a therapeutic massage, yet they are fully adjustable so that your bathing experience can be completely unique.

American made and serviced...

Jacuzzi® Walk-In Tubs are made in America and are designed to easily fit in your existing tub space. They come with a limited lifetime warranty supported by a nationwide service network.



(Continued inside)

JACUZZI006313

REV JACUZZI006413

Enjoy a soothing and therapeutic bath safely and independently

Jacuzzi® Walk-In Hot Tubs not only provide a safe and enjoyable way to take a bath, but also provide health benefits that can greatly improve your quality of life. The air and water jets may help ease the symptoms of arthritis, back problems, circulatory diseases, diabetes, muscle cramps, osteoarthritis, weakness and various injuries. Plus, you'll have the independence and worry-free ability to enjoy bathing again safely.



Jacuzzi

**See the
Jacuzzi®
Difference!**



Other Brands

Laboratory tests clearly show how Jacuzzi jets outperform other manufacturers' jet systems, producing a deeper and wider plume of revitalizing bubbles. You get the best technology for an affordable price!

Hydrotherapy health benefits

The adjustable jets and hydro massage system help to ease back pain and increase flexibility in your major muscles. The air massage system creates tiny massages all over your body with the perfect pre-heated temperature to gently ease pain from your feet to your neck.

Deep soaking in warm water can:

- Eases the symptoms of arthritis and osteoarthritis
- Improves circulation
- Reduces inflammation
- Soothes muscle soreness and back pain
- Relieves stress
- Boosts endorphin levels to make you feel better

All these features come standard

- Hydrotherapy
- Air Therapy
- Aromatherapy
- Chromatherapy
- Safe and easy access with low entry way
- Non-skid textured floor
- Heater maintains constant temperature
- Easy to reach handles, controls, and shower wand
- Anti-scald valves
- Quick release drain
- Ozone cleaning system
- High gloss stain resistant acrylic surface
- White or almond color
- Limited lifetime warranty
- Nationwide service network



The Jacuzzi® Walk-In Tub, your own personal fountain of youth

The Jacuzzi® Walk-In Hot Tub gives you the ultimate in bathing comfort and safety



Your Jacuzzi Walk-In Tub includes:

1. Hydro & Air Therapy

NEW! Featuring the patented Jacuzzi® PointPro® Jet System, a unique network of adjustable water jets and gentle air massagers with new improved jet locations positioned to target the most common pain points.

2. Built-In Safety

NEW! Now made with an even lower entryway and wider door to ensure a safer and easier entry & exit. Non-skid floor surface and side grab bar provides added safety and support. Anti-scald water valves protect you from extreme water temperature.

3. Aroma & Chroma Therapy

Add a calming fragrance to transform your bath into a spa-like experience. Gentle LED lighting enhances moods and promotes relaxation.

4. Built-In Comfort

NEW! Ergonomically designed chrome handle and grab bars. Sit back and relax on our ADA-compliant contoured seat design. Inline heater maintains desired water temperature throughout your bath experience.

(Continued on back) →

From: DAVE MODENA <DAVE.MODENA@firstSTREETonline.com>
To: Martinez, Audrey; NORM MURDOCK; SIMONA ROBERTSON
Sent: 11/7/2013 3:29:02 PM
Subject: RE: Called and complained about commercial on Fox News Channel - said commercial is a fraud - said sales man, James D. Warnell, was obnoxious, asked for brochure

Simona ... is this a Beldon salesperson (Austin Tx.) ... can you take the lead on looking into this? thanks

Dave Modena
 President - Aging In The Home Remodelers
 804-451-2314
 Sr. V.P. **firstSTREET** for Boomers & Beyond
 www.firststreetonline.com

From: Martinez, Audrey [mailto:audrey.martinez@jacuzzi.com]
Sent: Thursday, November 07, 2013 1:14 PM
To: DAVE MODENA; NORM MURDOCK; SIMONA ROBERTSON
Subject: FW: Called and complained about commercial on Fox News Channel - said commercial is a fraud - said sales man, James D. Warnell, was obnoxious, asked for brochure
Importance: High

Can someone please research this and follow up with the customer? I'll reach out once you have contacted them.

Audrey Martinez
 Marketing Manager- Aging In Place Bathing



www.jacuzzi.com
 13925 City Center Drive, Suite 200/ Chino Hills, CA 91709
 909.247.2582 (o) 909.762.3203 (c)

This email and any attachments are confidential and may be legally privileged. If you are not the intended recipient, please notify the author by replying to this email message, and then delete all copies of the email on your system. If you are not the intended recipient, you must not disclose, distribute, copy, print or use this email in any manner. Email messages and attachments may contain viruses. Although we take precautions to check for viruses, we make no assurances about the absences of viruses. We accept no liability and suggest that you carry out your own virus checks.

From: Ruth Coester [mailto:Ruth.Coester@jacuzzi.com]
Sent: Thursday, November 07, 2013 9:05 AM
To: Nuanes, Deborah; Reyes, Regina; Martinez, Audrey
Cc: Coester, Ruth
Subject: FWD: Called and complained about commercial on Fox News Channel - said commercial is a fraud - said sales man, James D. Warnell, was obnoxious, asked for brochure

The following incident has been forwarded to you by:
 Ruth Coester(Ruth.Coester@jacuzzi.com)

Sender's Comment

Doctor Andrews wants someone from Jacuzzi Corp to call her back about this salesman and the commercial she saw about the First Street Walk-in bath on the Fox News channel. She was very unhappy and thinks we need to know what happened so it doesn't have an adverse effect on our business.

Thanks
 Ruth

Contact Information

Email Address: kayandrews@sbcglobal.net
First Name: Kay
Last Name: Andrews
Type: Consumer
Title:

JACUZZI006315

REV JACUZZI006415

APEN 1271

Primary Phone: 512-261-3296
DLR/Agent #:
DLR/Agent Name:
Lowes Store #:
Region/Territory:
ShipTo Acct Sequence:
ShipTo Account Name:

Reference #131107-000046

Called and complained about commercial on Fox News Channel - said
Summary: commercial is a fraud - said sales man, James D. Warnell, was obnoxious, asked for brochure

Rule State: 03. Complete

Date Created: 11/07/2013 09:02 AM

Last Updated: 11/07/2013 09:02 AM

Status: Solved

Assigned: Ruth Coester

Serial Number:

Purchase DLR/Agent #:

PurchaseDLR/Agent:

Model:

Model Desc:

Manufacture Date:

Early Warning: No

Auth Date:

Auth #:

Auth By:

Auth Amount:

Auth Parts:

Auth Labor:

Auth Travel:

Brand: JLB

First Call Resolutio:

Warranty Status:

Account Number:

FIR #:

Region/District:

Date CCR Created:

FIR Disposition:

CCR#:

Sales Order #:

Date Consumer Contacted:

Service Date:

Balance Due: No

Follow Up Date:

CCR \$:

Auth Comments

District Sales Rep

Description of Problem

Discussion Thread

JACUZZI006316

REV JACUZZI006416

APEN 1272

003524

003524

003524

Customer By Phone (Entered by Ruth Coester)

11/07/2013

09:02 AM

Said he was a slick salesman, just appeared like fraud, said he was horrible. Did identify himself as being with First Street and said he was a Jacuzzi Factory Representative. Said she was watching a Fox News Channel and saw the commercial advertising walk-in units stating they would receive a free gift and a brochure if they called that very day. He came and didn't have a business card so she made him write down his name and phone number, James D Warnell, 713-997-9639. She did not like where he parked because she could not see his car or his license plate. She said she is a doctor, has a PHD, she's on several board of directors and a certified Home Economist. She said we need to look at this commercial and it was on Time Warner Cable channel 48 in Austin, Texas. She's upset that she did not get a brochure or a free gift and he did not have any idea of what was on the commercial. She said he treated her like she was dirt. She said he was pushy. She said it's time we take our country back from crooked people. She wants someone from Jacuzzi Corp to call her back.

She also asked about a grab bar and pillow for her Jacuzzi 9160959 Amea Whirlpool. I advised her that perhaps a plumbing wholesale company may have some after market bars that would work for her. She said the problem is not enough flat space to install a bar.

003525

003525

JACUZZI006317

REV JACUZZI006417

APEN 1273

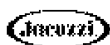
003525

From: Reyes, Regina </O=JACUZZI ORGANIZATION/OU=FIRST ADMINISTRATIVE GROUP/CN=RECIPIENTS/CN=RREYES>
To: JWB Consumer Service
Sent: 8/28/2013 7:59:56 PM
Subject: FW: IAPMO Certification for Slipperiness of surface
Attachments: IAPMO6262013.pdf

Here is the IAPMO certification regarding slipperiness of the 5229, if you are questions you can use this statement to explain. This only applies to the 5229, not the showers or other tubs.

The unit has been approved by IAPMO to be in compliance with the applicable requirements of ASTM F262-79 (R20007) entitled, "Standard Consumer Safety Specification for Slip Resistant Bathing Facility". To further the explanation is it ok to say, "The unit exceeds the standard set by the American Society for Testing and Materials that identifies the slipperiness of a surface and the safety of that surface by 1.5 times."

Regina Reyes
Customer Service Manager



www.jacuzzi.com
14525 Monte Vista Avenue / Chino, CA 91710
909.247.2170 (o) Office Hours 8 a.m. to 5:00 p.m. PT
909.247.2551 (f)

This email and any attachments are confidential and may be legally privileged. If you are not the intended recipient, please notify the author by replying to this email message, and then delete all copies of the email on your system. If you are not the intended recipient, you must not disclose, distribute, copy, print or use this email in any manner. Email messages and attachments may contain viruses. Although we take precautions to check for viruses, we make no assurances about the absences of viruses. We accept no liability and suggest that you carry out your own virus checks.

003526

003526

JACUZZI006318

REV JACUZZI006418

APEN 1274

003526



TEST REPORT

5001 East Philadelphia Street
Ontario, California - USA 91761-2816
Ph: 909.472.4100 | Fax: 909.472.4243
<http://www.iapmoril.org>

Report Number: 090-13130 **Lab Project:** 21924

Report Issued: June 26, 2013

Client: Jacuzzi Luxury Bath
14525 Monte Vista Ave
Chino, CA 91710 **Contact:** Mario Pakingan

Source of Samples: The sample was shipped to IAPMO R&T Lab from Jacuzzi Luxury Bath and received in good condition on June 25, 2013.

Date of Testing: June 25, 2013

Sample Description: Plastic Hydro-Massage Bathtub with Pressure Sealed Door

Models: LW50959

Scope of Testing: The purpose of the testing was to determine whether the sample tested of the Plastic hydro-massage bathtub w/pressure sealed door met the applicable requirements of ASTM F 462-79 (R2007) entitled, "Standard Consumer Safety Specification for Slip-Resistant Bathing Facilities".

CONCLUSION: The sample tested of the plastic hydro-massage bathtub with pressure sealed door model LW50959 from Jacuzzi Luxury Bath, **COMPLIED** with the applicable requirements of ASTM F 462-79 (R2007).

By our signatures below we certify that all the testing and sample preparation for this report was performed under continuous, direct supervision of IAPMO Testing and Services, LLC, unless otherwise stated.

Tested By,

Lawrence S. Owens, Test Technician

Reviewed by,

Jeffrey Yu, MSEM, Manager - Fixture Testing

JACUZZI006319

REV JACUZZI006419

APEN 1275

From: Martinez, Audrey </O=JACUZZI ORGANIZATION/OU=EXCHANGE ADMINISTRATIVE GROUP (FYDIBOHF23SPDLT)/CN=RECIPIENTS/CN=AUDREY MARTINEZ66B76F91>
To: 'norm.murdock@aihremodelers.com'; 'todd.stout@aihremodelers.com'; Torres, Ray (ray.torres@jacuzzi.com); Bachmeyer, Kurt
Sent: 10/31/2013 5:34:05 PM
Subject: RE: Visit to the Shower Lab:)
Attachments: firstSTREET Recap10252013.doc

Attached find recap of last week's meeting. Please advise and additions or edits. Thank you!

Audrey Martinez

Marketing Manager- Aging In Place Bathing



www.jacuzzi.com

13925 City Center Drive, Suite 200/ Chino Hills, CA 91709

909.247.2582 (o) 909.762.3203 (c)

This email and any attachments are confidential and may be legally privileged. If you are not the intended recipient, please notify the author by replying to this email message, and then delete all copies of the email on your system. If you are not the intended recipient, you must not disclose, distribute, copy, print or use this email in any manner. Email messages and attachments may contain viruses. Although we take precautions to check for viruses, we make no assurances about the absences of viruses. We accept no liability and suggest that you carry out your own virus checks.

From: Norm Murdock [mailto:norm.murdock@firststreetonline.com]
Sent: Thursday, October 31, 2013 7:44 AM
To: Martinez, Audrey
Subject: RE: Visit to the Shower Lab:)

Hi Audrey-

Can you please provide a written meeting re-cap with key findings, takeaways & action items???

Thanks,

Norm Murdock, CAPS, CSA
 Vice President

firstSTREET
 for Boomers and Beyond®

Phone: 303-222-3207

Cell: 602-403-6267

Email: norm.murdock@firststreetonline.com

Website: www.firststreetinc.com, www.firststreetonline.com

designed for SENIORS®



From: Martinez, Audrey [mailto:audrey.martinez@jacuzzi.com]
Sent: Thursday, October 24, 2013 1:04 PM
To: Norm Murdock
Subject: RE: Visit to the Shower Lab:)

Agenda for tomorrow. Looking forward to seeing you guys!

Audrey Martinez

Marketing Manager- Aging In Place Bathing



www.jacuzzi.com

003528

003528

JACUZZI006320

REV JACUZZI006420

APEN 1276

003528

13925 City Center Drive, Suite 200/ Chino Hills, CA 91709

909.247.2582 (o) 909.762.3203 (c)

This email and any attachments are confidential and may be legally privileged. If you are not the intended recipient, please notify the author by replying to this email message, and then delete all copies of the email on your system. If you are not the intended recipient, you must not disclose, distribute, copy, print or use this email in any manner. Email messages and attachments may contain viruses. Although we take precautions to check for viruses, we make no assurances about the absences of viruses. We accept no liability and suggest that you carry out your own virus checks.

From: Norm Murdock [<mailto:norm.murdock@aihremodelers.com>]

Sent: Wednesday, October 23, 2013 2:44 PM

To: Martinez, Audrey

Cc: Torres, Ray; norm.murdock@aihremodelers.com; 'Todd Stout'

Subject: RE: Visit to the Shower Lab:)

Agenda items for Fri:

- Tub to shower conversion:
 - o Installation of tub to shower conversion:
 - § I would like my 2x installers to have as much hands-on work as possible with the prototype you have there. Maybe they could uninstall it & reinstall it???
 - § Wall installation
 - § Pan installation
 - § Drain assembly
 - § Pre-plumbed features
 - § Trim kit
 - § Mini wall kit
 - o Review of any design changes since conference:
 - § New jets & jet locations
 - § Modified seat + cushion option + color match to floor mat
 - § Valve location
 - § Threshold height
 - § Shower rod placement
 - § Wider plumbing pocket
 - § New fixed shower head & location
 - o Water containment results
 - o Water demand results
 - o Water heater requirement + tankless option
 - o Shower doors (slider & bypass)
 - o Anatomical detail review
 - o Caulk vs no caulk
- WIT:
 - o Pillow
 - o Color update – doors, skirt panels, filler kits
 - o Skirt fit update/modifications
 - o Adjustable anti-scald update
 - o High flow faucet - single lever option
 - o Quick drain option – 2" instead of 1.5" drain
 - o ADA handle
 - o Shower curtain/rod for WIT
 - o Slip resistance improvement – mold change, adhesives, chemical or mat
 - o Electronic air/water controls
 - o Large/small WIT development & timeline
 - o Door bumper
 - o Foot jets

Norm Murdock, CAPS, CSA

Vice President

firstSTREET
for Boomers and Beyond®

Phone: 303-222-3207

Cell: 602-403-6267

Email: norm.murdock@firststreetonline.com

JACUZZI006321

REV JACUZZI006421

APEN 1277

Website: www.firststreetinc.com, www.firststreetonline.com

designed for SENIORS®



From: Martinez, Audrey [<mailto:audrey.martinez@jacuzzi.com>]
Sent: Tuesday, October 22, 2013 9:51 AM
To: Norm Murdock
Subject: RE: Visit to the Shower Lab:)

14525 Monte Vista Avenue
 Chino, CA 91710

Audrey Martinez

Marketing Manager- Aging In Place Bathing



www.jacuzzi.com

13925 City Center Drive, Suite 200/ Chino Hills, CA 91709
 909.247.2582 (o) 909.762.3203 (c)

This email and any attachments are confidential and may be legally privileged. If you are not the intended recipient, please notify the author by replying to this email message, and then delete all copies of the email on your system. If you are not the intended recipient, you must not disclose, distribute, copy, print or use this email in any manner. Email messages and attachments may contain viruses. Although we take precautions to check for viruses, we make no assurances about the absences of viruses. We accept no liability and suggest that you carry out your own virus checks.

From: Norm Murdock [<mailto:norm.murdock@aihremodelers.com>]
Sent: Tuesday, October 22, 2013 8:43 AM
To: Martinez, Audrey
Subject: RE: Visit to the Shower Lab:)

What address will we be meeting at???

Norm Murdock, CAPS, CSA
 Vice President



Phone: 303-222-3207
 Cell: 602-403-6267
 Email: norm.murdock@firststreetonline.com
 Website: www.firststreetinc.com, www.firststreetonline.com

designed for SENIORS®



From: Martinez, Audrey [<mailto:audrey.martinez@jacuzzi.com>]
Sent: Friday, October 18, 2013 1:47 PM
To: Norm Murdock
Subject: Visit to the Shower Lab:)

Ray and I are both available next Friday 10/25. Will that work for your team?

Audrey Martinez

Marketing Manager- Aging In Place Bathing



003530

003530

JACUZZI006322

REV JACUZZI006422

APEN 1278

003530

www.jacuzzi.com

13925 City Center Drive, Suite 200/ Chino Hills, CA 91709

909.247.2582 (o) 909.762.3203 (c)

This email and any attachments are confidential and may be legally privileged. If you are not the intended recipient, please notify the author by replying to this email message, and then delete all copies of the email on your system. If you are not the intended recipient, you must not disclose, distribute, copy, print or use this email in any manner. Email messages and attachments may contain viruses. Although we take precautions to check for viruses, we make no assurances about the absences of viruses. We accept no liability and suggest that you carry out your own virus checks.

003531

003531

JACUZZI006323

REV JACUZZI006423

APEN 1279

firstSTREET Tub to Shower Review Agenda
October 25, 2013
Jacuzzi SCO

- Reviewed Current Walk In Tub
 - Suggested raised push button/ doorbell type
 - U bar in corners
 - Slip floor product
 - Liquidguard - Solid Step Cote
 - Liquidguard Technologies
(800) 790-9299
 - JLB to send pricing for teak mat for tub floor
 - Move back middle foot 4" toward seat for easier access
 - Installers complain that access panels too small, esp. at faucet end
 - KB to send all technical bulletins of 5229 to TS
 - Front access light
 - Magnet fix on access panel
 - RT to address common issues at plant
 - Leaking at motor due to poor tightening
 - Glue in jets
 - AM send supply of ceramic cartridge replacements to TS in Denver
 - Reported issues of diverter not operating hand held
 - RT to send TS ball insert for custom handle
- Tub to Shower Install
 - Reviewed all revised drawings
 - Installed all parts individually without issue
 - Pre plumbing is a great feature/ will save significant time and cost on all installs
 - RT to finalize dimension from floor to plumbing hook up
 - Installers requested option for goose neck shower head extension
 - RT to review width of trim kit- 4" seems too big
 - Installers requested "L" shaped trim kit to finish floor in front of dam

003532

003532

JACUZZI006324

REV JACUZZI006424

APEN 1280

003532

- Plan to video complete install process for training purposes
- Service Related Issues
 - Discussed need for periodic “Installer’s Council” to review issues in the field with JLB Engineering, Production, CS and Marketing team
 - AM to coordinate training for Denver production group at Valdosta facility sometime in early December

003533

003533

From: max@versaworld.com
To: Martinez, Audrey
CC: jason@vgtsports.com; 'Harris Farber'
Sent: 12/19/2014 7:06:15 PM
Subject: RE: Kahuna Grip Meeting
Attachments: IMAG0646.GIF; IMAG0647.jpg; Jacuzzi_Kahuna Grip Quotation_20141219.pdf

Audrey,

Please see the attached updated Kahuna Grip proposal along with example shrink wrap/cardboard backing packaging. The artwork on the face of the packaging has been purposefully crossed out as this is not considered in our pricing.

We have added the following elements which make this proposal different from the original:

1. Pricing for Shrink Wrap/Cardboard backing
2. Tooling
3. Order Frequency
4. Payment Terms

Please let me know if you have any questions or comments. We greatly appreciate this opportunity and look forward to doing business with you. Thank you!

Kindly,



VersaTraction®

Max Foltz | EVP Business Development

VersaTraction/WSS Inc.

14921 Chestnut St.

Westminster, CA 92683

M | 714.910.3639

B | 714.891.3537

F | 714.891.3757

E | Max@VersaWorld.com

W | www.KahunaGrip.com

W | www.VersaTraction.com

This email and any files transmitted with it are confidential and intended solely for the use of the individual or entity to whom they are addressed. If you have received this email in error please notify the system manager. This message contains confidential information and is intended only for the individual named. If you are not the named addressee you should not disseminate, distribute or copy this e-mail. Please notify the sender immediately by e-mail if you have received this e-mail by mistake and delete this e-mail from your system. If you are not the intended recipient you are notified that disclosing, copying, distributing or taking any action in reliance on the contents of this information is strictly prohibited.

From: jason@vgtsports.com [mailto:jason@vgtsports.com]

Sent: Friday, December 19, 2014 9:49 AM

To: Audrey.martinez@jacuzzi.com

Cc: max@versaworld.com

Subject: Kahuna Grip Meeting

Audrey

It was a pleasure meeting you and the Jacuzzi team yesterday.

Thanks for the tour of your incredible facility.

I know Kahuna Grip will help re-solve the issue your aging customers are having. My girlfriends best friend Marguerite passed away slipping and falling in the tub years ago and i am very passionate about helping the world become a safer place while bathing and showering...

JACUZZI006326

REV JACUZZI006426

APEN 1282

Max will work up a new quote for the Jacuzzi Logo (optional) and shrink protective wrap packaging. Max will come to me with all the tooling requirements and we can have these made within 48 hours. We continue to work on R & D at Versa and I will always keep you in the loop of any new technologies coming out of the VersaTraction Factory. I look forward to a long no-slip future with Jacuzzi.

Please feel free to contact me anytime.

Kindly

Jay

Jason Neu
Ceo

Headquarters
VersaTraction/WSS INC.
14921 Chestnut St.
Westminster CA 92683

Carve USA INC.
Carve World Outlet
1406 S Village Way
Santa Ana Ca 92705
tel. 714.891.3537
Fax. 714.891.3757
cell. 949.456.5775

www.vgtsports.com
www.carvenationusa.com
www.kahunagrip.com
www.buynoslipmat.com
www.versatraction.com
www.carveworld.com

003535

003535

JACUZZI006327

REV JACUZZI006427

APEN 1283

003536



003536

003536

JACUZZI006328

REV JACUZZI006428
APEN 1284

003536



Privileged and Confidential



Quote Prepared for:

Audrey Martinez
Marketing Manager- Aging In Place Bathing
www.jacuzzi.com
13925 City Center Drive, Suite 200
Chino Hills, CA 91709
909.247.2582 (o) 909.762.3203 (c)

Kahuna Grip Quote

December 19, 2014

Per the information provided in the attachment entitled KAHUNA GRIP NON-SKID WIT LAY-OUT. PDF, please see Kahuna Grip quotation below:

1. For the Clear Kahuna Grip:

- 1.1. 14" x 8.5" x 3,000 units @ \$4.41/sq.ft. (clear) = \$10,933
- 1.2. 17.5" x 14" x 3,000 units @ \$4.41/sq.ft. (clear) = \$22,509
- 1.3. 41" x 18" x 1,500 units @ \$4.41/sq.ft. (clear) = \$33,901
- 1.4. Total = \$67,343 + shipping

2. For the White/Graphic Kahuna Grip:

- 2.1. 14" x 8.5" x 3,000 units @ \$5.41/sq.ft. (white/graphic) = \$13,412
- 2.2. 17.5" x 14" x 3,000 units @ \$5.41/sq.ft. (white/graphic) = \$27,614
- 2.3. 41" x 18" x 1,500 units @ \$5.41/sq.ft. (white/graphic) = \$41,589
- 2.4. Total = \$82,615 + shipping

* One-time \$65.00 graphic upload and configuration fee per image

3. For Packaging: Shrink Wrap/Cardboard Backing WITHOUT Graphic (see attached photo)

- 3.1. 14" x 8.5" = \$0.50 / unit
 - 3.1.1. @3,000 units = \$1,500
- 3.2. 17.5" x 14" = \$0.65 / unit
 - 3.2.1. @3,000 units = \$1,500
- 3.3. 41" x 18" = \$1.50 / unit
 - 3.3.1. @1,500 units = \$750

4. For Tooling: Each unique dimension requires we create an individual Die-tool. This is a "clicker press" steel rule tool used for creating mass quantities.

- 4.1. One-time Die-tool charge = \$600.00 / includes all three Die-tools for Jacuzzi order

VersaTraction, Inc.
14921 Chestnut St, Huntington Beach, CA 92683
Office: 714-891-3537 | Fax: 714-891-3757 | Email: Max@versaworld.com

JACUZZI006330

REV JACUZZI006430

APEN 1286

Privileged and Confidential



Please be aware:

- Pricing does not include shipping.
- Production will be closed between December 19th and January 5th.
- Order Frequency
 - VersaTraction accepts the above quantities to be ordered on an as needed basis spread across monthly requests
- Payment Terms: NET 90
 - .5% DISCOUNT FOR NET 60
 - 1.0% DISCOUNT FOR NET 30
 - 2.0% DISCOUNT FOR NET 10

To accept this quotation, please submit acceptance email and/or PO to:

max@versaworld.com with cc to harris@vgtsports.com

Thank you,

Max Foltz
EVP
VersaTraction, Inc.
Cell: 714.910.3639
Email: Max@versaworld.com

VersaTraction, Inc.
14921 Chestnut St, Huntington Beach, CA 92683
Office: 714-891-3537 | Fax: 714-891-3757 | Email: Max@versaworld.com

JACUZZI006331

REV JACUZZI006431

APEN 1287

From: Martinez, Audrey </O=JACUZZI ORGANIZATION/OU=EXCHANGE ADMINISTRATIVE GROUP (FYDIBOHF23SPDLT)/CN=RECIPIENTS/CN=AUDREY MARTINEZ66B76F91>
To: Borden, Kristine; Reyes, Teresa; Swanson, Stephanie; Rojas, Miguel; Reyes, Regina; Nuanes, Deborah; Davis, Megan
Sent: 6/1/2015 12:45:39 PM
Subject: Kahuna Grip Non Slip Mats
Attachments: VGT Installation Instructions_WRD.pdf

Good morning all. Just a quick note to get everyone up to date on a new accessory available to firstSTREET. All Jacuzzi® Walk in Bathtubs and Showers exceed the voluntary American Society for Testing and Materials Standard Consumer Safety Specification for Slip-Resistant Bathing Facilities (ASTM F462 – 79), but due to the nature of the end user, sometimes enhanced slip resistance is needed.

What:

• Adhesive textured mat. Custom die cut to fit Jacuzzi® walk in tubs and showers. Field installed by firstSTREET installer or consumer.

Features:


- Patented peel and stick anti-slip material
- Protects against slipping on a smooth and wet tub surface
- Non-abrasive
- Anti-bacterial, anti-fungal, mold resistant
- Conformable, non-residual removable adhesive (no mess)
- Same material as used by top competitive surfers around the world to provide grip under extreme competitive conditions.

Item# :

Tub seat- LX09000

Tub floor- LX07000

One size fits all models of walk in tub

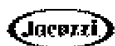


LX09000	Kahuna Grip Non Skid Mat	Seat- 8.5"x14"	Clear	\$13.00	7-31352-69894-1
LX07000		Floor- 17.5"x14"	Clear	\$24.00	7-31352-69893-4

A copy of the instruction sheet is attached. Please let me know if any additional information is required. Thanks!

Audrey Martinez

Marketing Manager- Aging In Place Bathing



www.jacuzzi.com

JACUZZI006332

REV JACUZZI006432

APEN 1288

13925 City Center Drive, Suite 200/ Chino Hills, CA 91709
909.247.2582 (o) 909.762.3203 (c)

This email and any attachments are confidential and may be legally privileged. If you are not the intended recipient, please notify the author by replying to this email message, and then delete all copies of the email on your system. If you are not the intended recipient, you must not disclose, distribute, copy, print, or use this email in any manner. Email messages and attachments may contain viruses. Although we take precautions to check for viruses, we make no assurances about the absence of viruses. We accept no liability and suggest that you carry out your own virus checks.

003541

003541

JACUZZI006333

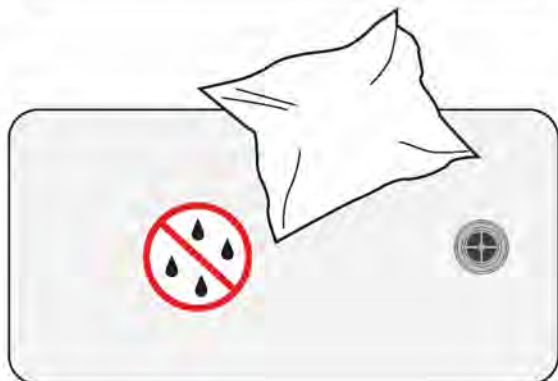
REV JACUZZI006433

APEN 1289




①

With a clean towel/rag, clean surface removing all oil, dirt wax and grease.



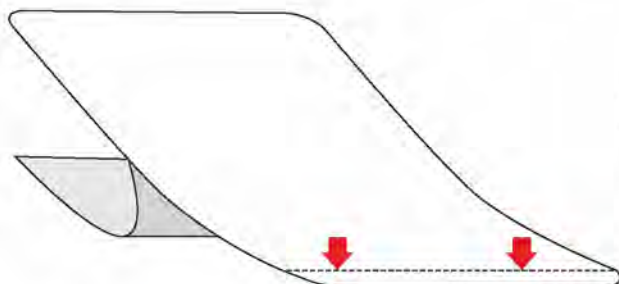
②

With a dry towel/rag, wipe area completely dry. Making sure no residue is still present.



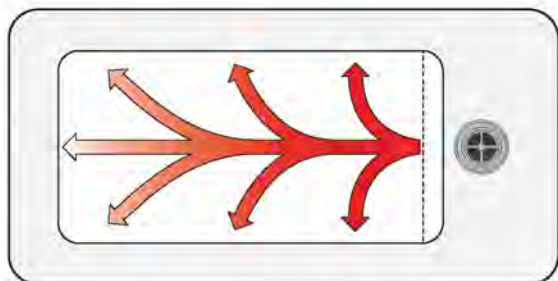
③

Peel back easy peel backing about 2in. from one side.



④

Place 2in. exposed adhesive side on surface and press down in place.



⑤

Remove easy peel backing and smooth down mat from edge to edge until mat is secure on surface.

003542

003542

From: Martinez, Audrey </O=JACUZZI ORGANIZATION/OU=EXCHANGE ADMINISTRATIVE GROUP (FYDIBOHF23SPDLT)/CN=RECIPIENTS/CN=AUDREY MARTINEZ66B76F91>
To: Nichols, Mary
Sent: 11/11/2014 4:02:47 PM
Subject: Re: PLEASE HELP-CUSTOMER COMPLAINT

Right?! I'm laughing with you. How do I even begin to respond?

Audrey Martinez

On Nov 11, 2014, at 12:52 PM, Nichols, Mary <mary.nichols@jacuzzi.com> wrote:

Oh my gosh - I know I shouldn't be, but I totally laughed.... She "floats up" Safety belt, really?

Sent from my iPhone

On Nov 11, 2014, at 3:42 PM, "Martinez, Audrey" <audrey.martinez@jacuzzi.com> wrote:

Just so you know I don't make this crap up....

Audrey Martinez

Begin forwarded message:

From: SIMONA ROBERTSON <SIMONA.ROBERTSON@firstSTREETonline.com>
Date: November 11, 2014 at 12:24:18 PM PST
To: Norm Murdock <norm.murdock@aihremodelers.com>, "Martinez, Audrey" <Audrey.Martinez@jacuzzi.com>
Cc: DAVE MODENA <DAVE.MODENA@firstSTREETonline.com>
Subject: FW: PLEASE HELP-CUSTOMER COMPLAINT

Any suggestions for the below?

Simona Reid
firstSTREET/AIHR
804-451-2309

From: Lisa Warden [<mailto:lisa@atlashomeimprovement.com>]
Sent: Tuesday, November 11, 2014 3:23 PM
To: SIMONA ROBERTSON
Subject: PLEASE HELP-CUSTOMER COMPLAINT
Importance: High

Hello Simona,

I have a customer, Ursula Dorson, who purchased a wit back in July of this year. She is extremely unhappy. I spoke with her daughter Joy and she stated that mom has limited mobility due to not having her legs. Because mom has no legs, when they fill the tub, mom floats up and slips off the seat (which slopes downward) also, she cannot make use of the jets for the legs. She also cannot use the back jets, because if they fill the tub high enough that's when mom floats. She told me that she has been in touch with Jacuzzi (they have no record of her ever calling) and she has been in touch with us here at Atlas (we can't do anything to rectify the problem.) She is extremely upset, because she spent all this money on a tub she can't use.

I do not know what to do for her. She said that they have some type of non-slip mat for seat, that doesn't help (I don't know if it's a FS product mat or their own solution.) I was curious if FS offers any types of safety belt?

What can we do? Who do I direct this issue to?

JACUZZI006335

REV JACUZZI006435

APEN 1291

Please help. Thank you,

Lisa Warden
Customer Satisfaction Manager
Atlas Home Improvement
10824 Plaza Drive
Whitmore Lake, MI 48189
(734)449-9480 EXT. 126
www.atlashomeimprovement.com

This email and any attachments are confidential and may be legally privileged. If you are not the intended recipient, please notify the author by replying to this email message, and then delete all copies of the email on your system. If you are not the intended recipient, you must not disclose, distribute, copy, print, or use this email in any manner. Email messages and attachments may contain viruses. Although we take precautions to check for viruses, we make no assurances about the absence of viruses. We accept no liability and suggest that you carry out your own virus checks.

003544

003544

JACUZZI006336

REV JACUZZI006436

APEN 1292

From: Norm Murdock <norm.murdock@aihremodelers.com>
To: Martinez, Audrey
Sent: 3/19/2014 5:24:24 PM
Subject: RE: Slippery floors W.I.T.

I didn't think it would be a problem... we will let you know serial numbers on tubs where we apply the coating... won't be many... thanks!

Norm Murdock, CAPS, CSA
 Vice President



Phone: 303-222-3207

Cell: 602-403-6267

Email: norm.murdock@firststreetonline.com

Website: www.firststreetinc.com, www.firststreetonline.com

designed for SENIORS®




From: Martinez, Audrey [mailto:audrey.martinez@jacuzzi.com]
Sent: Wednesday, March 19, 2014 3:02 PM
To: Norm Murdock
Subject: RE: Slippery floors W.I.T.

I've run by everyone here who will listen and no one sees any reason why this would affect the warranty. If possible, it would be ideal if someone could call in the serial numbers of the tubs it gets added to so we can note on the records just in case there is ever an issue in the future.

Our contact at Liquiguard is:
 Abbas Sadriwalla
 954-566-0996
abbas@liquiguard.com

Audrey Martinez
 Marketing Manager- Aging In Place Bathing



www.jacuzzi.com

13925 City Center Drive, Suite 200/ Chino Hills, CA 91709

909.247.2582 (o) 909.762.3203 (c)

This email and any attachments are confidential and may be legally privileged. If you are not the intended recipient, please notify the author by replying to this email message, and then delete all copies of the email on your system. If you are not the intended recipient, you must not disclose, distribute, copy, print or use this email in any manner. Email messages and attachments may contain viruses. Although we take precautions to check for viruses, we make no assurances about the absences of viruses. We accept no liability and suggest that you carry out your own virus

From: Norm Murdock [mailto:norm.murdock@aihremodelers.com]
Sent: Tuesday, March 18, 2014 3:08 PM
To: Martinez, Audrey
Subject: RE: Slippery floors W.I.T.

Can you please confirm that the use of this product on Jacuzzi tubs will not void your lifetime warranty? We just need that confirmation in order to use this product.

Thanks!

Norm Murdock, CAPS, CSA
 Vice President

JACUZZI006337

REV JACUZZI006437

APEN 1293



Phone: 303-222-3207

Cell: 602-403-6267

Email: norm.murdock@firststreetonline.com

Website: www.firststreetinc.com, www.firststreetonline.com

designed for SENIORS[®]



From: Martinez, Audrey [<mailto:audrey.martinez@jacuzzi.com>]

Sent: Wednesday, October 16, 2013 12:59 PM

To: Torres, Ray; Steve Buckley

Cc: Norm Murdock

Subject: RE: Slippery floors W.I.T.

We have a dealer who uses this product regularly with great results:

Liquidguard - Solid Step Cote

Liquidguard Technologies

(800) 790-9299

Let me know if you need any additional information.

Audrey Martinez

Marketing Manager- Aging In Place Bathing



www.jacuzzi.com

13925 City Center Drive, Suite 200/ Chino Hills, CA 91709

909.247.2582 (o) 909.762.3203 (c)

This email and any attachments are confidential and may be legally privileged. If you are not the intended recipient, please notify the author by replying to this email message, and then delete all copies of the email on your system. If you are not the intended recipient, you must not disclose, distribute, copy, print or use this email in any manner. Email messages and attachments may contain viruses. Although we take precautions to check for viruses, we make no assurances about the absences of viruses. We accept no liability and suggest that you carry out your own virus checks.

From: Torres, Ray

Sent: Tuesday, October 15, 2013 10:55 AM

To: Steve Buckley; Martinez, Audrey

Subject: RE: Slippery floors W.I.T.

Yes we could add an additional bar, Audrey may have a bath mat or an non slip application to help, I will defer to her.....

Raymond Torres

VP Operations & Engineering – Jacuzzi Luxury Bath



www.jacuzzi.com

14525 Monte Vista Avenue / Chino, CA 91710

909.247.2158 (o) 909.217.4799 (c) 909.643.2829 (f)

This email and any attachments are confidential and may be legally privileged. If you are not the intended recipient, please notify the author by replying to this email message, and then delete all copies of the email on your system. If you are not the intended recipient, you must not disclose, distribute, copy, print or use this email in any manner. Email messages and attachments may contain viruses. Although we take precautions to check for viruses, we make no assurances about the absences of viruses. We accept no liability and suggest that you carry out your own virus checks.

JACUZZI006338

REV JACUZZI006438

APEN 1294

From: Steve Buckley [<mailto:sbuckley@atlashomeimprovement.com>]
Sent: Tuesday, October 15, 2013 10:54 AM
To: Torres, Ray
Cc: Matt Cooke; Darian Bobby (bobbydar@hotmail.com); David Bobby
Subject: Slippery floors W.I.T.

Hi Ray ,
Just wondering your thoughts on this . We are having a few customers slipping on bottom of Jacuzzi tub, I am wondering if you have any recommendations on a product and or a bath mat suitable for this issue . Looking for something easy for the elderly.
Also, are we able to purchase and install the new top mounted grab bar on existing installs ? This may help as well .
Please advise .

Thank you
Steve Buckley
Production Manager/Bath division
SBuckley@atlashomeimprovement.com
Atlas Home Improvement
10824 Plaza Drive
Whitmore Lake, MI 48189
800-378-1924 (734) 658-3627 Cell (810) 227-8079 Fax

003547

003547

JACUZZI006339

REV JACUZZI006439

APEN 1295

003547

From: Pierce, Don </O=JACUZZI ORGANIZATION/OU=FIRST ADMINISTRATIVE GROUP/CN=RECIPIENTS/CN=DPIERCE>
To: Bachmeyer, Kurt; Martinez, Audrey; Torres, Ray
CC: Reyes, Regina; Coester, Ruth; Davis, Megan
Sent: 3/19/2014 11:08:30 AM
Subject: RE: Slippery floors W.I.T.

The company Audrey refers to makes two products for tub and showers. SolidStepCote 02 (DIY Tub and shower) has a texture like 200-grit sandpaper. Also SolidStepCote 03 (DIY Tub and Shower) has a texture like 100-grit sandpaper. I have no experience with either. However, I agree with Kurt if it does not impact the integrity of the shell it should not void the warranty. Of course we would not be responsible for application, durability, ability to clean or satisfaction.

This product is a water based application that an installer can do with no chemical experience. Durability is about 2-3 years.

There are more permanent solutions however, they require catalysis and trained person to install.

Surface Specialist can provide both. Of course the product that requires professional application is not sold to consumers. Surface Specialists does sell this product to Kohler to use in their plant.

Donald R. Pierce
National Service Manager

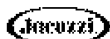
Jacuzzi Luxury Bath
289 Jonesboro Rd. PMB 373
McDonough, Ga. 30253
Cell: 404-353-1956
Fax: 770-898-6830

From: Bachmeyer, Kurt
Sent: Wednesday, March 19, 2014 10:11 AM
To: Martinez, Audrey; Torres, Ray; Pierce, Don
Cc: Reyes, Regina; Coester, Ruth; Davis, Megan
Subject: RE: Slippery floors W.I.T.

Unless there is something in this product that may influence the integrity of the acrylic shell and or structure I see no reason why this would void the warranty to the consumer. That said – I know nothing about this product or its chemical composition – Ray and Don may be able to assist us with that part of the answer.

Adding a few others so once we make a stance or recommendation we are all aware of the decision.

Kurt Bachmeyer
Director of Customer Service



www.jacuzzi.com
14525 Monte Vista Avenue / Chino, CA 91710
909.247.2187 (o) 909.606.4270 (f)

This email and any attachments are confidential and may be legally privileged. If you are not the intended recipient, please notify the author by replying to this email message, and then delete all copies of the email on your system. If you are not the intended recipient, you must not disclose, distribute, copy, print or use this email in any manner. Email messages and attachments may contain viruses. Although we take precautions to check for viruses, we make no assurances about the absences of viruses. We accept no liability and suggest that you carry out your own virus checks.

From: Martinez, Audrey

JACUZZI006340

REV JACUZZI006440

APEN 1296

Sent: Tuesday, March 18, 2014 4:50 PM
To: Bachmeyer, Kurt; Torres, Ray
Subject: FW: Slippery floors W.I.T.

FS has a couple of tubs in the field that people want removed because the customers claim they are too slippery to use. We proposed Liquiguard Solid Step Cote- an after market anti slip coating that Emmett Luder uses on tubs for the elderly. Will this void their warranty??

Audrey Martinez

Marketing Manager- Aging In Place Bathing



www.jacuzzi.com

13925 City Center Drive, Suite 200/ Chino Hills, CA 91709

909.247.2582 (o) 909.762.3203 (c)

This email and any attachments are confidential and may be legally privileged. If you are not the intended recipient, please notify the author by replying to this email message, and then delete all copies of the email on your system. If you are not the intended recipient, you must not disclose, distribute, copy, print or use this email in any manner. Email messages and attachments may contain viruses. Although we take precautions to check for viruses, we make no assurances about the absences of viruses. We accept no liability and suggest that you carry out your own virus

From: Norm Murdock [<mailto:norm.murdock@aihremodelers.com>]
Sent: Tuesday, March 18, 2014 3:08 PM
To: Martinez, Audrey
Subject: RE: Slippery floors W.I.T.

Can you please confirm that the use of this product on Jacuzzi tubs will not void your lifetime warranty? We just need that confirmation in order to use this product.

Thanks!

Norm Murdock, CAPS, CSA
 Vice President

firstSTREET
 for Boomers and Beyond®

Phone: 303-222-3207

Cell: 602-403-6267

Email: norm.murdock@firststreetonline.com

Website: www.firststreetinc.com, www.firststreetonline.com

designed for SENIORS®



From: Martinez, Audrey [<mailto:audrey.martinez@jacuzzi.com>]
Sent: Wednesday, October 16, 2013 12:59 PM
To: Torres, Ray; Steve Buckley
Cc: Norm Murdock
Subject: RE: Slippery floors W.I.T.

We have a dealer who uses this product regularly with great results:

Liquidguard - Solid Step Cote
 Liquidguard Technologies
 (800) 790-9299

Let me know if you need any additional information.

Audrey Martinez

Marketing Manager- Aging In Place Bathing

JACUZZI006341

REV JACUZZI006441

APEN 1297



www.jacuzzi.com

13925 City Center Drive, Suite 200/ Chino Hills, CA 91709
909.247.2582 (o) 909.762.3203 (c)

This email and any attachments are confidential and may be legally privileged. If you are not the intended recipient, please notify the author by replying to this email message, and then delete all copies of the email on your system. If you are not the intended recipient, you must not disclose, distribute, copy, print or use this email in any manner. Email messages and attachments may contain viruses. Although we take precautions to check for viruses, we make no assurances about the absences of viruses. We accept no liability and suggest that you carry out your own virus checks.

From: Torres, Ray
Sent: Tuesday, October 15, 2013 10:55 AM
To: Steve Buckley; Martinez, Audrey
Subject: RE: Slippery floors W.I.T.

Yes we could add an additional bar, Audrey may have a bath mat or an non slip application to help, I will defer to her.....

Raymond Torres

VP Operations & Engineering – Jacuzzi Luxury Bath



www.jacuzzi.com

14525 Monte Vista Avenue / Chino, CA 91710

909.247.2158 (o) 909.217.4799 (c) 909.643.2829 (f)

This email and any attachments are confidential and may be legally privileged. If you are not the intended recipient, please notify the author by replying to this email message, and then delete all copies of the email on your system. If you are not the intended recipient, you must not disclose, distribute, copy, print or use this email in any manner. Email messages and attachments may contain viruses. Although we take precautions to check for viruses, we make no assurances about the absences of viruses. We accept no liability and suggest that you carry out your own virus checks.

From: Steve Buckley [<mailto:sbuckley@atlashomeimprovement.com>]
Sent: Tuesday, October 15, 2013 10:54 AM
To: Torres, Ray
Cc: Matt Cooke; Darian Bobby (bobbydar@hotmail.com); David Bobby
Subject: Slippery floors W.I.T.

Hi Ray ,
Just wondering your thoughts on this . We are having a few customers slipping on bottom of Jacuzzi tub, I am wondering if you have any recommendations on a product and or a bath mat suitable for this issue . Looking for something easy for the elderly.
Also, are we able to purchase and install the new top mounted grab bar on existing installs ? This may help as well .
Please advise .

Thank you
Steve Buckley
Production Manager/Bath division
SBuckley@atlashomeimprovement.com
Atlas Home Improvement
10824 Plaza Drive
Whitmore Lake, MI 48189
800-378-1924 (734) 658-3627 Cell (810) 227-8079 Fax

JACUZZI006342

REV JACUZZI006442

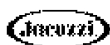
APEN 1298

From: Reyes, Regina </O=JACUZZI ORGANIZATION/OU=FIRST ADMINISTRATIVE GROUP/CN=RECIPIENTS/CN=RREYES>
To: Pierce, Don; Bachmeyer, Kurt; Martinez, Audrey; Torres, Ray
CC: Coester, Ruth; Davis, Megan
Sent: 3/21/2014 6:23:12 PM
Subject: RE: Slippery floors W.I.T.

just putting this out there

Considering the life span of the product once applied, 2 years, we could receive complaints after the product wears. We may not know that this product was applied and quite frankly the customer may forget. Wondering if we may be creating bigger issues with the customer thinking it "used to be safe and now it's not I slip"

Regina Reyes
 Customer Service Manager



www.jacuzzi.com
 14525 Monte Vista Avenue / Chino, CA 91710
 909.247.2170 (o) Office Hours 8 a.m. to 5:00 p.m. PT
 909.247.2551 (f)

This email and any attachments are confidential and may be legally privileged. If you are not the intended recipient, please notify the author by replying to this email message, and then delete all copies of the email on your system. If you are not the intended recipient, you must not disclose, distribute, copy, print or use this email in any manner. Email messages and attachments may contain viruses. Although we take precautions to check for viruses, we make no assurances about the absences of viruses. We accept no liability and suggest that you carry out your own virus checks.

From: Pierce, Don
Sent: Wednesday, March 19, 2014 8:09 AM
To: Bachmeyer, Kurt; Martinez, Audrey; Torres, Ray
Cc: Reyes, Regina; Coester, Ruth; Davis, Megan
Subject: RE: Slippery floors W.I.T.

The company Audrey refers to makes two products for tub and showers. SolidStepCote 02 (DIY Tub and shower) has a texture like 200-grit sandpaper. Also SolidStepCote 03 (DIY Tub and Shower) has a texture like 100-grit sandpaper. I have no experience with either. However, I agree with Kurt if it does not impact the integrity of the shell it should not void the warranty. Of course we would not be responsible for application, durability, ability to clean or satisfaction.

This product is a water based application that an installer can do with no chemical experience. Durability is about 2-3 years.

There are more permanent solutions however, they require catalysis and trained person to install.

Surface Specialist can provide both. Of course the product that requires professional application is not sold to consumers. Surface Specialists does sell this product to Kohler to use in their plant.

Donald R. Pierce
 National Service Manager

Jacuzzi Luxury Bath
 289 Jonesboro Rd. PMB 373
 McDonough, Ga. 30253
 Cell: 404-353-1956
 Fax: 770-898-6830

JACUZZI006343

REV JACUZZI006443

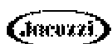
APEN 1299

From: Bachmeyer, Kurt
Sent: Wednesday, March 19, 2014 10:11 AM
To: Martinez, Audrey; Torres, Ray; Pierce, Don
Cc: Reyes, Regina; Coester, Ruth; Davis, Megan
Subject: RE: Slippery floors W.I.T.

Unless there is something in this product that may influence the integrity of the acrylic shell and or structure I see no reason why this would void the warranty to the consumer. That said – I know nothing about this product or its chemical composition – Ray and Don may be able to assist us with that part of the answer.

Adding a few others so once we make a stance or recommendation we are all aware of the decision.

Kurt Bachmeyer
 Director of Customer Service



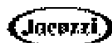
www.jacuzzi.com
 14525 Monte Vista Avenue / Chino, CA 91710
 909.247.2187 (o) 909.606.4270 (f)

This email and any attachments are confidential and may be legally privileged. If you are not the intended recipient, please notify the author by replying to this email message, and then delete all copies of the email on your system. If you are not the intended recipient, you must not disclose, distribute, copy, print or use this email in any manner. Email messages and attachments may contain viruses. Although we take precautions to check for viruses, we make no assurances about the absences of viruses. We accept no liability and suggest that you carry out your own virus checks.

From: Martinez, Audrey
Sent: Tuesday, March 18, 2014 4:50 PM
To: Bachmeyer, Kurt; Torres, Ray
Subject: FW: Slippery floors W.I.T.

FS has a couple of tubs in the field that people want removed because the customers claim they are too slippery to use. We proposed Liquiguard Solid Step Cote- an after market anti slip coating that Emmett Luder uses on tubs for the elderly. Will this void their warranty??

Audrey Martinez
 Marketing Manager- Aging In Place Bathing



www.jacuzzi.com
 13925 City Center Drive, Suite 200/ Chino Hills, CA 91709
 909.247.2582 (o) 909.762.3203 (c)

This email and any attachments are confidential and may be legally privileged. If you are not the intended recipient, please notify the author by replying to this email message, and then delete all copies of the email on your system. If you are not the intended recipient, you must not disclose, distribute, copy, print or use this email in any manner. Email messages and attachments may contain viruses. Although we take precautions to check for viruses, we make no assurances about the absences of viruses. We accept no liability and suggest that you carry out your own virus

From: Norm Murdock [<mailto:norm.murdock@aihremodelers.com>]
Sent: Tuesday, March 18, 2014 3:08 PM
To: Martinez, Audrey
Subject: RE: Slippery floors W.I.T.

Can you please confirm that the use of this product on Jacuzzi tubs will not void your lifetime warranty? We just need that confirmation in order to use this product.

Thanks!

Norm Murdock, CAPS, CSA
 Vice President



JACUZZI006344

REV JACUZZI006444

APEN 1300

Phone: 303-222-3207
 Cell: 602-403-6267
 Email: norm.murdock@firststreetonline.com
 Website: www.firststreetinc.com, www.firststreetonline.com

designed for SENIORS®



From: Martinez, Audrey [<mailto:audrey.martinez@jacuzzi.com>]
Sent: Wednesday, October 16, 2013 12:59 PM
To: Torres, Ray; Steve Buckley
Cc: Norm Murdock
Subject: RE: Slippery floors W.I.T.

We have a dealer who uses this product regularly with great results:

Liquidguard - Solid Step Cote
 Liquidguard Technologies
 (800) 790-9299

Let me know if you need any additional information.

Audrey Martinez
 Marketing Manager- Aging In Place Bathing



www.jacuzzi.com
 13925 City Center Drive, Suite 200/ Chino Hills, CA 91709
 909.247.2582 (o) 909.762.3203 (c)

This email and any attachments are confidential and may be legally privileged. If you are not the intended recipient, please notify the author by replying to this email message, and then delete all copies of the email on your system. If you are not the intended recipient, you must not disclose, distribute, copy, print or use this email in any manner. Email messages and attachments may contain viruses. Although we take precautions to check for viruses, we make no assurances about the absences of viruses. We accept no liability and suggest that you carry out your own virus checks.

From: Torres, Ray
Sent: Tuesday, October 15, 2013 10:55 AM
To: Steve Buckley; Martinez, Audrey
Subject: RE: Slippery floors W.I.T.

Yes we could add an additional bar, Audrey may have a bath mat or an non slip application to help, I will defer to her.....

Raymond Torres

VP Operations & Engineering – Jacuzzi Luxury Bath



www.jacuzzi.com
 14525 Monte Vista Avenue / Chino, CA 91710
 909.247.2158 (o) 909.217.4799 (c) 909.643.2829 (f)

This email and any attachments are confidential and may be legally privileged. If you are not the intended recipient, please notify the author by replying to this email message, and then delete all copies of the email on your system. If you are not the intended recipient, you must not disclose, distribute, copy, print or use this email in any manner. Email messages and attachments may contain viruses. Although we take precautions to check for viruses, we make no assurances about the absences of viruses. We accept no liability and suggest that you carry out your own virus checks.

JACUZZI006345

REV JACUZZI006445

APEN 1301

From: Steve Buckley [<mailto:sbuckley@atlashomeimprovement.com>]
Sent: Tuesday, October 15, 2013 10:54 AM
To: Torres, Ray
Cc: Matt Cooke; Darian Bobby (bobbydar@hotmail.com); David Bobby
Subject: Slippery floors W.I.T.

Hi Ray ,
Just wondering your thoughts on this . We are having a few customers slipping on bottom of Jacuzzi tub, I am wondering if you have any recommendations on a product and or a bath mat suitable for this issue . Looking for something easy for the elderly.
Also, are we able to purchase and install the new top mounted grab bar on existing installs ? This may help as well .
Please advise .

Thank you
Steve Buckley
Production Manager/Bath division
SBuckley@atlashomeimprovement.com
Atlas Home Improvement
10824 Plaza Drive
Whitmore Lake, MI 48189
800-378-1924 (734) 658-3627 Cell (810) 227-8079 Fax

003554

003554

JACUZZI006346

REV JACUZZI006446

APEN 1302

003554

From: Rowan, Bob </O=JACUZZI ORGANIZATION/OU=CHINO/CN=RECIPIENTS/CN=BROWAN>
To: Fore, Jonathan; Davis, Joseph N.; Martinez, Audrey; Torres, Ray
Sent: 6/18/2013 12:58:58 PM
Subject: Re: Jacuzzi visit

Who's complaining?

Bob Rowan
 President and CEO
 Jacuzzi Group Worldwide

13925 City Center Drive, Suite 200 / Chino Hills, CA 91709
 909.247.2506 (o) 410.371.4524 (c)

This email and any attachments are confidential and may be legally privileged. If you are not the intended recipient, please notify the author by replying to this email message, and then delete all copies of the email on your system. If you are not the intended recipient, you must not disclose, distribute, copy, print or use this email in any manner. Email messages and attachments may contain viruses. Although we take precautions to check for viruses, we make no assurances about the absences of viruses. We accept no liability and suggest that you carry out your own virus checks.

From: JONATHAN FORE <Jonathan.Fore@jacuzzi.com>
Date: Tue, 18 Jun 2013 09:21:57 -0700
To: "Davis, Joseph N." <Joseph.Davis@jacuzzi.com>, "Martinez, Audrey" <audrey.martinez@jacuzzi.com>, Ray Torres <ray.torres@jacuzzi.com>
Cc: "Rowan, Bob" <bob.rowan@jacuzzi.com>
Subject: Re: Jacuzzi visit

We need to bring up one more subject with firstSTREET. At many touch points, they are going to market as Jacuzzi instead of firstSTREET or For Boomers and Beyond.

1. Print ads, NY Daily News ad attached
2. JLB Web site, links to the attached page from Jacuzzi.com homepage
3. Their customer service reps. I called their 800 number and asked the CS rep if they were a partner of Jacuzzi's or if they were actually Jacuzzi. He said I was talking to the actual Jacuzzi company.

I'm not about to suggest that we curb the efforts of our one channel that is doubling in size every year, but as we are getting into more wholesale showrooms the list above is becoming an issue more and more. It's tough to convince F.W. Webb we aren't selling around them and directly to consumers with the above list out there. I suggest these revisions:

1. Add the "For Boomers and Beyond" logo very small near the copyright line at the bottom.
2. Add the "For Boomers and Beyond" logo the size of the Jacuzzi logo but at the bottom of the web page, near their company address.
3. Train their CSRs to use words like "affiliated with" or "partner of" Jacuzzi.

Jonathan Fore
 Director of Marketing - Bath



13925 City Center Drive, Suite 200 / Chino Hills, CA 91709
 909.247.2579 (o) 909.538.5328 (c)

This email and any attachments are confidential and may be legally privileged. If you are not the intended recipient, please notify the author by replying to this email message, and then delete all copies of the email on your system. If you are not the intended recipient, you must not disclose, distribute, copy, print or use this email in any manner. Email messages and attachments may contain viruses. Although we take precautions to check for viruses, we make no assurances about the absences of viruses. We accept no liability and suggest that you carry out your own virus checks.

From: <Davis>, Joseph Davis <Joseph.Davis@jacuzzi.com>
Date: Tuesday, June 18, 2013 8:35 AM
To: Jonathan Fore <jonathan.fore@jacuzzi.com>, Audrey Martinez <audrey.martinez@jacuzzi.com>, Ray Torres <ray.torres@jacuzzi.com>

JACUZZI006347

REV JACUZZI006447

APEN 1303

Cc: "Rowan, Bob" <Bob.Rowan@jacuzzi.com>

Subject: FW: Jacuzzi visit

I'd like to review our portion of the meeting by Friday on the questions below. My calendar should be up to date.

Joseph N. Davis

President/GM

Jacuzzi Luxury Bath

13925 City Center Drive, Suite 200

Chino Hills, CA 91709

From: Bob Rowan <Bob.Rowan@jacuzzi.com>

Date: Tue, 18 Jun 2013 08:22:14 -0700

To: Dave Modena <dave.modena@firstSTREETonline.com>

Cc: Joseph Davis <joseph.davis@jacuzzi.com>

Subject: Re: Jacuzzi visit

This looks good Dave. Will leave you alone today, we'll be prepared to review below. I'll also provide a couple of business updates for you, to include service level, sales and forecast and reliability.

Thanks,

Bob

Bob Rowan

President and CEO

Jacuzzi Group Worldwide

13925 City Center Drive, Suite 200 / Chino Hills, CA 91709

909.247.2506 (o) 410.371.4524 (c)

This email and any attachments are confidential and may be legally privileged. If you are not the intended recipient, please notify the author by replying to this email message, and then delete all copies of the email on your system. If you are not the intended recipient, you must not disclose, distribute, copy, print or use this email in any manner. Email messages and attachments may contain viruses. Although we take precautions to check for viruses, we make no assurances about the absences of viruses. We accept no liability and suggest that you carry out your own virus checks.

From: DAVE MODENA <dave.modena@firstSTREETonline.com>

Date: Tue, 18 Jun 2013 08:29:07 -0400

To: "Rowan, Bob" <bob.rowan@jacuzzi.com>

Subject: RE: Jacuzzi visit

Bob .. I am sure we can do the same as far as club rentals .

Here are some of my agenda items:

Marketing and Dealer Update (by Fstreet)

1 - review marketing plans, tv commercial, dealer progress, etc...

Current Tub

1 – foot spinner launch (review video from Audrey – have not been able to see this yet)

2 – non-slip floor enhancements (still receiving complaints about being dangerous)

3 – time to fill - Ray working on 3 3/4" faucet

4 – Bio-lock anti-microbial surface (competitive issue)

5 – Hot water – anti-scald preset temp, how hot should it be (Ray was going to do some testing on what feels warm versus what is dangerous for older people, etc..)

New Tubs

1 – Larger size needed

2 – Smaller tub to replace shower stalls – frontloader

JACUZZI006348

REV JACUZZI006448

APEN 1304

3 – “the FUTURE” – continuing our discussion on what could the game changer tub for the future i.e. instant fill and drain reservoir ...

Tub to Shower Update

1 - pricing, prototype for Denver meeting,....

Dealer Financing

1 – Wells Fargo?

New Products

1 - high seat toilet, others?

National Meeting

1 - who is coming

2 - review agenda, discuss presentation

3 – finalize details

These are some of what is on my list ... how about anything else you would like to present or receive ..

My day is chocked full ...but we could possibly squeeze a call in sometime or maybe tomorrow ... let me know some times that suits best and we will try to schedule ...but in the meantime we can do emails ...

Dave Modena

President - Aging In The Home Remodelers

804-451-2314

Sr. V.P. **firstSTREET** for Boomers & Beyond

www.firststreetonline.com

From: Rowan, Bob [<mailto:Bob.Rowan@jacuzzi.com>]

Sent: Monday, June 17, 2013 10:52 PM

To: DAVE MODENA

Subject: Re: Jacuzzi visit

Sounds great. I think we borrowed a set of clubs at Mark's club last time, I may need to do that again since I'll be traveling all week – is that okay?

Let's try to catch up tomorrow regarding the agenda — I'm around all day.

Thanks,
Bob

Bob Rowan
President and CEO
Jacuzzi Group Worldwide

13925 City Center Drive, Suite 200 / Chino Hills, CA 91709

909.247.2506 (o) 410.371.4524 (c)

This email and any attachments are confidential and may be legally privileged. If you are not the intended recipient, please notify the author by replying to this email message, and then delete all copies of the email on your system. If you are not the intended recipient, you must not disclose, distribute, copy, print or use this email in any manner. Email messages and attachments may contain viruses. Although we take precautions to check for viruses, we make no assurances about the absences of viruses. We accept no liability and suggest that you carry out your own virus checks.

From: DAVE MODENA <dave.modena@firstSTREETonline.com>

Date: Mon, 17 Jun 2013 20:10:46 -0400

To: "Rowan, Bob" <bob.rowan@jacuzzi.com>

Subject: Re: Jacuzzi visit

Sounds good We are looking forward to the visit and we should work on our agenda together this week. Bring the clubs and your A game as we will probably have to take on Mark and Joey.

Dave Modena
Sent from iPhone.

JACUZZI006349

REV JACUZZI006449

APEN 1305

On Jun 17, 2013, at 7:05 PM, "Rowan, Bob" <Bob.Rowan@jacuzzi.com> wrote:

Hi Dave, Joey and I plan on arriving Richmond next Tuesday night and will be at your office at 9:00. Looks like it will be just the two of us. Still good on your end?

We'll get some updates on all of the current activity so we're prepared to discuss.

Thanks, look forward to seeing you guys.

Bob Rowan
President and CEO
Jacuzzi Group Worldwide

13925 City Center Drive, Suite 200 / Chino Hills, CA 91709
909.247.2506 (o) 410.371.4524 (c)

This email and any attachments are confidential and may be legally privileged. If you are not the intended recipient, please notify the author by replying to this email message, and then delete all copies of the email on your system. If you are not the intended recipient, you must not disclose, distribute, copy, print or use this email in any manner. Email messages and attachments may contain viruses. Although we take precautions to check for viruses, we make no assurances about the absences of viruses. We accept no liability and suggest that you carry out your own virus checks.

From: "Rowan, Bob" <bob.rowan@jacuzzi.com>
Date: Tue, 4 Jun 2013 06:34:45 -0700
To: DAVE MODENA <dave.modena@firstSTREETonline.com>
Subject: Re: Jacuzzi visit

Ha, that's why Mark is the boss! I'll check on Ray and others' availability. We will have lots to talk about regardless. Thinking we should review our web page, # hits, status of offenders, etc. too.

Bob Rowan
President and CEO
Jacuzzi Group Worldwide

13925 City Center Drive, Suite 200 / Chino Hills, CA 91709
909.247.2506 (o) 410.371.4524 (c)

This email and any attachments are confidential and may be legally privileged. If you are not the intended recipient, please notify the author by replying to this email message, and then delete all copies of the email on your system. If you are not the intended recipient, you must not disclose, distribute, copy, print or use this email in any manner. Email messages and attachments may contain viruses. Although we take precautions to check for viruses, we make no assurances about the absences of viruses. We accept no liability and suggest that you carry out your own virus checks.

From: DAVE MODENA <dave.modena@firstSTREETonline.com>
Date: Tue, 4 Jun 2013 06:59:53 -0400
To: "Rowan, Bob" <bob.rowan@jacuzzi.com>
Subject: RE: Jacuzzi visit

Bob

Sounds good ... wasn't aware that Ray and Jonathan could join us ...so we certainly will discuss this project and also discuss 1 - the proprietary technology and how we not compete with future Jacuzzi bath products with this new technology, 2 - other new products i.e. different sizes being developed, the "walk-in tub of the future", raised seat toilet, 3 - Wells Fargo financing possibilities, 4 - the national meeting and probably a couple of other topics ..

If Ray comes I am sure Mark will want to discuss the anti-scald technology and the temperature of the water we deliver ... Ray was going to do some testing on this and report back as to what the correct temperature for therapy should be versus what we are currently delivering, etc...

Looking forward to the visit ... Keep your "driving the ball" hot ..as it looks like it will be you and me against Mark and Joey ...

Dave Modena
President - Aging In The Home Remodelers
804-451-2314
Sr. V.P. **firstSTREET** for Boomers & Beyond
www.firststreetonline.com

JACUZZI006350

REV JACUZZI006450

APEN 1306

From: Rowan, Bob [<mailto:Bob.Rowan@jacuzzi.com>]
Sent: Monday, June 03, 2013 10:27 PM
To: DAVE MODENA
Cc: Davis, Joseph N.
Subject: Re: Jacuzzi visit

That works Dave, let's plan on it. We'll block the day and look forward to it. We should probably plan to cover the tub/shower product as a primary focus – would like to have Ray and Jonathan join us at least for the early part of the meeting. Let me know other topics and we'll come prepared. Look forward to the meeting!

Bob

Bob Rowan
 President and CEO
 Jacuzzi Group Worldwide

13925 City Center Drive, Suite 200 / Chino Hills, CA 91709
 909.247.2506 (o) 410.371.4524 (c)

This email and any attachments are confidential and may be legally privileged. If you are not the intended recipient, please notify the author by replying to this email message, and then delete all copies of the email on your system. If you are not the intended recipient, you must not disclose, distribute, copy, print or use this email in any manner. Email messages and attachments may contain viruses. Although we take precautions to check for viruses, we make no assurances about the absence of viruses. We accept no liability and suggest that you carry out your own virus checks.

From: DAVE MODENA <dave.modena@firstSTREETonline.com>
Date: Mon, 3 Jun 2013 11:31:09 -0400
To: "Rowan, Bob" <bob.rowan@jacuzzi.com>
Cc: <joseph.davis@jacuzzi.com>
Subject: FW: Jacuzzi visit

Bob

Just talked to Mark and Wednesday the 26th would be our best day to meet .. we could start around 9 or 9:30 and then have the afternoon to enjoy some golf (as long as Joey plays left-handed and still gives strokes .. Let us know if that works .. i would guess that we would be done by 7 pm that night ... Hope that works for you and Joey .. let's confirm and we will begin to develop an agenda .. thanks

Dave Modena
 President - Aging In The Home Remodelers
 804-451-2314
 Sr. V.P. **firstSTREET** for Boomers & Beyond
www.firststreetonline.com

From: "Rowan, Bob" <Bob.Rowan@jacuzzi.com>
Date: May 27, 2013, 8:42:15 PM EDT
To: Dave Modena <dmodena@verizon.net>, "joey.davis@jacuzzi.com" <joey.davis@jacuzzi.com>, Joey Davis <jndavis69@live.com>
Subject: Re: Hello

Dave, Joey and I will coordinate calendars to get to Richmond between now and the Denver meetings. How do you guys look week of June 24 and July 29? I'm pretty much out the weeks in between those. Let us know if any dates work inside those weeks and we'll make it happen.

Thanks again for the time last week, talk to you soon.

JACUZZI006351

REV JACUZZI006451

APEN 1307

Bob

Bob Rowan
President and CEO
Jacuzzi Group Worldwide

13925 City Center Drive, Suite 200/ Chino Hills, CA 91709
909.247.2506 (o) 410.371.4524 (c)

This email and any attachments are confidential and may be legally privileged. If you are not the intended recipient, please notify the author by replying to this email message, and then delete all copies of the email on your system. If you are not the intended recipient, you must not disclose, distribute, copy, print or use this email in any manner. Email messages and attachments may contain viruses. Although we take precautions to check for viruses, we make no assurances about the absences of viruses. We accept no liability and suggest that you carry out your own virus checks.

On 5/24/13 8:11 AM, "Dave Modena" <dmodena@verizon.net> wrote:

Joey

Hello. Wanted to establish contact and let you know that I and our team look forward to working with you and your team as we continue to grow this partnership in to the future. I truly believe we have an exceptional opportunity to do great things, while helping our maturing population stay safe and independent in their homes. I look forward to doing that with you and Jacuzzi.

Lets get you and Bob out to our headquarters before the national meeting so we can continue our discussions and plan for future growth. Let us know when you can what works best.

Thanks

Dave Modena
Sent from iPhone.

This email and any attachments are confidential and may be legally privileged. If you are not the intended

JACUZZI006352

REV JACUZZI006452

APEN 1308

recipient, please notify the author by replying to this email message, and then delete all copies of the email on your system. If you are not the intended recipient, you must not disclose, distribute, copy, print, or use this email in any manner. Email messages and attachments may contain viruses. Although we take precautions to check for viruses, we make no assurances about the absence of viruses. We accept no liability and suggest that you carry out your own virus checks.

003561

003561

JACUZZI006353

REV JACUZZI006453

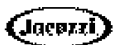
APEN 1309

From: Martinez, Audrey </O=JACUZZI ORGANIZATION/OU=EXCHANGE ADMINISTRATIVE GROUP (FYDIBOHF23SPDLT)/CN=RECIPIENTS/CN=AUDREY MARTINEZ66B76F91>
To: 'Kelly Dennis'
Sent: 9/1/2015 11:25:06 AM
Subject: RE: Jacuzzi® Walk-in Tub

Hi Kelly. I had made great progress on this project but unfortunately had a computer issue and lost the whole thing- among lots of other files. I will reconstruct asap but wanted to let you know that it will be another week or so.

I saw that there is some kind of lead gen dinner event the last week of this month in Denver. Would that be a good time for me to come out and run through with your team? Let me know. Thanks!

Audrey Martinez
Marketing Manager



www.jacuzzi.com
13925 City Center Drive, Suite 200/ Chino Hills, CA 91709
909.247.2582 (o) 909.762.3203 (c)

From: Kelly Dennis [mailto:kelly.dennis@aihronline.com]
Sent: Thursday, August 13, 2015 9:29 AM
To: Martinez, Audrey
Subject: Re: Jacuzzi® Walk-in Tub

Audrey,

Yes, It would great to have this for the Dealer conference. I would also love to have something to present to the AITHR team in the time frame you are talking below. Presenting to our team first will give us a chance to add to it for the Dealer conference if we see something else that should be included that has value.

Feel free to bounce things off of me while you are putting this webinar together.

I am thinking along the same lines as what you presented in the Shower presentation. Discussing the initial design to manufacturing and the components of the walk-in tub. Talk about Jacuzzi®'s manufacturing expertise. How Jacuzzi® is one of the only manufactures that can take one piece of Acrylic and form it to the beautiful walk in tub that we offer our customers.

I can see the webinar including the following:

1. ADA compliant seat
2. ADA compliant grab bar in the walk-in tub
3. Easy reach door handles, controls and shower wand - discuss the engineering of closing the door and the amount of pressure necessary to latch the door
4. Pneumatic push button controls
5. Air control to add air volume to the jets – provide us with the correct way to present this
6. Therapeutic messaging foot jets
7. Low, easy-step entry and non slip floor
8. Durable Acrylic, easy to clean finish
9. No leak door system – I would love an engineering photo showing how the door latches and secures the bathing area.
10. Heater – maintains constant temperature – type of heater
11. Anti-scald technology – will we continue to use this with the FAST FILL faucet
12. Quick release drain – now the FAST DRAIN feature
13. Ozone cleaning system – the type of unit we use and describe the quality of the system
14. Certifications USP, IAPMO, ETL
15. Aromatherapy
16. Chromotherapy
17. Describe our auto purge plumbing system design
18. Tub extender and back shelf provide by Jacuzzi
19. The Bubble jets .. Why we include them.
20. Warranty
21. Manufactured in Valdosta, GA - how we can describe this.. “Assemble in the USA”???
22. Quality control

JACUZZI006354

REV JACUZZI006454

APEN 1310

- 23. FAST FILL faucet
- 24. FAST DRAIN

I would like to get into the quality of the pump, in-line heater, the disc system for our ozonator(if that is correct terminology) how the tub is secured on the steel frame. How the plumbing system is set up.

It would be great to differential between all of the jets in the tub...from the back jets, foot jets and the jets under the seat.

A video of these jets would be great.. I know we have the back jets video...maybe we could show the foot jets working as well.

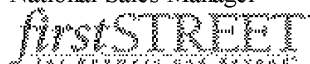
I am sure there are other components and features that you will know better than I to include in the webinar as well.

Audrey, words cannot describe how excited I am about you putting this webinar together This will be very beneficial to all new hires and I believe the veterans will also get a lot out of it as well.

Regards,

Kelly Dennis

National Sales Manager



Aging In The Home Remodelers

Toll Free: 1.888.926.8095

Cell: 972-898-5380

Email: kelly.dennis@aihremodelers.com

3900 S. Wadsworth Blvd Suite 200

Lakewood, CO 80235

Office: 303.222.3200

From: Audrey Martinez <audrey.martinez@jacuzzi.com>

Date: Thursday, August 13, 2015 at 8:54 AM

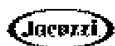
To: Kelly Dennis <kelly.dennis@aihronline.com>

Subject: RE: Jacuzzi® Walk-in Tub

I should be able to compile a comprehensive review in 2-3 weeks. Would it make sense to present at the Dealer Conference?

Audrey Martinez

Marketing Manager



www.jacuzzi.com

13925 City Center Drive, Suite 200/ Chino Hills, CA 91709

909.247.2582 (o) 909.762.3203 (c)

From: Kelly Dennis [<mailto:kelly.dennis@aihronline.com>]

Sent: Wednesday, August 12, 2015 5:07 PM

To: Martinez, Audrey

Subject: Re: Jacuzzi® Walk-in Tub

Audrey,

I will get with my RSM's and put an outline together... We want to do this right. So what ever time you need to collect your data is fine..

What do you think is a reasonable time wise once I provide you with an outline.

Fantastic, regarding the video. It really helps to build value to see the product not only from the front side but all the engineering Jacuzzi® puts into the product.

Thanks for everything.

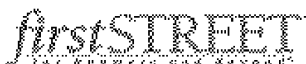
Kelly Dennis

National Sales Manager

JACUZZI006355

REV JACUZZI006455

APEN 1311



Aging In The Home Remodelers

Toll Free: 1.888.926.8095

Cell: 972-898-5380

Email: kelly.dennis@aihremodelers.com

3900 S. Wadsworth Blvd Suite 200

Lakewood, CO 80235

Office: 303.222.3200

From: Audrey Martinez <audrey.martinez@jacuzzi.com>

Date: Wednesday, August 12, 2015 at 3:28 PM

To: Kelly Dennis <kelly.dennis@aihronline.com>

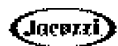
Subject: RE: Jacuzzi® Walk-in Tub

Hi Kelly. Of course we will conduct a webinar. Get me an outline of the points you'd like to cover and I'll get our team to work on it. What kind of timeline are you looking at?

In regard to the factory video, there have been many versions circulated but we had to pull many of them down because of proprietary information. Let me track down an approved copy for you.

Audrey Martinez

Marketing Manager



www.jacuzzi.com

13925 City Center Drive, Suite 200/ Chino Hills, CA 91709

909.247.2582 (o) 909.762.3203 (c)

From: Kelly Dennis [<mailto:kelly.dennis@aihronline.com>]

Sent: Wednesday, August 12, 2015 2:17 PM

To: Martinez, Audrey

Subject: Jacuzzi® Walk-in Tub

Audrey,

Good afternoon!

I am reworking the Jacuzzi® Walk-in Tub presentation and I wanted to reach out to you and discuss a couple of topics.

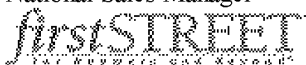
1. Would you consider doing a webinar on all of the features of the walk-in tub and their designed benefits and how they are engineered into the tub? This could also be in a document that provides me more of an in-depth description of the product and the features include in the walk-in tub. i.e. The inline heater, the ozonator, the pump specifications, the pure air system tub design features the manufacturing process that provides the reinforcement of the structured wall system, how the plumbing of the tub is design to gravity purge, the manifold system how it is design to distribute the water through the jets and also how the air is introduced into the jets or anything else that makes up the tub.

2. At one time we used a video of the factory showing the manufacturing of the walk-in tub in Valdosta, GA...are there portions of this video that we can use? It was a big value builder and would love to have something that we can use to help build additional value on the product in the home.

Ok, that's all for now... thanks for your assistance.

Kelly Dennis

National Sales Manager



Aging In The Home Remodelers

Toll Free: 1.888.926.8095

Cell: 972-898-5380

Email: kelly.dennis@aihremodelers.com

3900 S. Wadsworth Blvd Suite 200

JACUZZI006356

REV JACUZZI006456

APEN 1312

Lakewood, CO 80235
Office: 303.222.3200

This email and any attachments are confidential and may be legally privileged. If you are not the intended recipient, please notify the author by replying to this email message, and then delete all copies of the email on your system. If you are not the intended recipient, you must not disclose, distribute, copy, print, or use this email in any manner. Email messages and attachments may contain viruses. Although we take precautions to check for viruses, we make no assurances about the absence of viruses. We accept no liability and suggest that you carry out your own virus checks.

003565

003565

JACUZZI006357

REV JACUZZI006457

APEN 1313

From: Martinez, Audrey </O=JACUZZI ORGANIZATION/OU=EXCHANGE ADMINISTRATIVE GROUP (FYDIBOHF23SPDLT)/CN=RECIPIENTS/CN=AUDREY MARTINEZ66B76F91>
To: Torres, Ray
Sent: 11/11/2014 4:04:02 PM
Subject: Re: PLEASE HELP-CUSTOMER COMPLAINT
Attachments: image001.png

Seriously, how do they even send that to us. Better alert Joey. Kahuna grip ain't gonna help that.

Audrey Martinez

On Nov 11, 2014, at 12:38 PM, Torres, Ray <ray.torres@jacuzzi.com> wrote:

Weights

Raymond Torres

VP Operations & Engineering – Jacuzzi Luxury Bath

<image001.png>

www.jacuzzi.com

14525 Monte Vista Avenue / Chino, CA 91710

909.247.2158 (o) 909.217.4799 (c) 909.643.2829 (f)

This email and any attachments are confidential and may be legally privileged. If you are not the intended recipient, please notify the author by replying to this email message, and then delete all copies of the email on your system. If you are not the intended recipient, you must not disclose, distribute, copy, print or use this email in any manner. Email messages and attachments may contain viruses. Although we take precautions to check for viruses, we make no assurances about the absences of viruses. We accept no liability and suggest that you carry out your own virus checks.

From: Martinez, Audrey
Sent: Tuesday, November 11, 2014 12:30 PM
To: Torres, Ray
Subject: Fwd: PLEASE HELP-CUSTOMER COMPLAINT

Now I've heard everything...

Audrey Martinez

Begin forwarded message:

From: SIMONA ROBERTSON <SIMONA.ROBERTSON@firstSTREETonline.com>
Date: November 11, 2014 at 12:24:18 PM PST
To: Norm Murdock <norm.murdock@aihremodelers.com>, "Martinez, Audrey" <Audrey.Martinez@jacuzzi.com>
Cc: DAVE MODENA <DAVE.MODENA@firstSTREETonline.com>
Subject: FW: PLEASE HELP-CUSTOMER COMPLAINT

Any suggestions for the below?

Simona Reid
firstSTREET/AIHR
804-451-2309

From: Lisa Warden [<mailto:lisa@atlashomeimprovement.com>]
Sent: Tuesday, November 11, 2014 3:23 PM

JACUZZI006358

REV JACUZZI006458

APEN 1314

To: SIMONA ROBERTSON
Subject: PLEASE HELP-CUSTOMER COMPLAINT
Importance: High

Hello Simona,

I have a customer, Ursula Dorson, who purchased a wit back in July of this year. She is extremely unhappy. I spoke with her daughter Joy and she stated that mom has limited mobility due to not having her legs. Because mom has no legs, when they fill the tub, mom floats up and slips off the seat (which slopes downward) also, she cannot make use of the jets for the legs. She also cannot use the back jets, because if they fill the tub high enough that's when mom floats. She told me that she has been in touch with Jacuzzi (they have no record of her ever calling) and she has been in touch with us here at Atlas (we can't do anything to rectify the problem.) She is extremely upset, because she spent all this money on a tub she can't use.

I do not know what to do for her. She said that they have some type of non-slip mat for seat, that doesn't help (I don't know if it's a FS product mat or their own solution.) I was curious if FS offers any types of safety belt?

What can we do? Who do I direct this issue to?

Please help. Thank you,

Lisa Warden
Customer Satisfaction Manager
Atlas Home Improvement
10824 Plaza Drive
Whitmore Lake, MI 48189
(734)449-9480 EXT. 126
www.atlashomeimprovement.com

This email and any attachments are confidential and may be legally privileged. If you are not the intended recipient, please notify the author by replying to this email message, and then delete all copies of the email on your system. If you are not the intended recipient, you must not disclose, distribute, copy, print, or use this email in any manner. Email messages and attachments may contain viruses. Although we take precautions to check for viruses, we make no assurances about the absence of viruses. We accept no liability and suggest that you carry out your own virus checks.

003567

003567

JACUZZI006359

REV JACUZZI006459

APEN 1315

003567



From: Davis, Joseph N. </O=JACUZZI ORGANIZATION/OU=EXCHANGE ADMINISTRATIVE GROUP (FYDIBOHF23SPDLT)/CN=RECIPIENTS/CN=JOSEPH N. DAVISF1C>
To: Fore, Jonathan; Martinez, Audrey; Torres, Ray
CC: Rowan, Bob
Sent: 6/18/2013 11:35:14 AM
Subject: FW: Jacuzzi visit

I'd like to review our portion of the meeting by Friday on the questions below. My calendar should be up to date.

Joseph N. Davis

President/GM

Jacuzzi Luxury Bath
 13925 City Center Drive, Suite 200
 Chino Hills, CA 91709

From: Bob Rowan <Bob.Rowan@jacuzzi.com>
Date: Tue, 18 Jun 2013 08:22:14 -0700
To: Dave Modena <dave.modena@firstSTREETonline.com>
Cc: Joseph Davis <joseph.davis@jacuzzi.com>
Subject: Re: Jacuzzi visit

This looks good Dave. Will leave you alone today, we'll be prepared to review below. I'll also provide a couple of business updates for you, to include service level, sales and forecast and reliability.

Thanks,

Bob

Bob Rowan
 President and CEO
 Jacuzzi Group Worldwide

13925 City Center Drive, Suite 200 / Chino Hills, CA 91709
 909.247.2506 (o) 410.371.4524 (c)

This email and any attachments are confidential and may be legally privileged. If you are not the intended recipient, please notify the author by replying to this email message, and then delete all copies of the email on your system. If you are not the intended recipient, you must not disclose, distribute, copy, print or use this email in any manner. Email messages and attachments may contain viruses. Although we take precautions to check for viruses, we make no assurances about the absences of viruses. We accept no liability and suggest that you carry out your own virus checks.

From: DAVE MODENA <dave.modena@firstSTREETonline.com>
Date: Tue, 18 Jun 2013 08:29:07 -0400
To: "Rowan, Bob" <bob.rowan@jacuzzi.com>
Subject: RE: Jacuzzi visit

Bob .. I am sure we can do the same as far as club rentals .

Here are some of my agenda items:

Marketing and Dealer Update (by Fstreet)

1 - review marketing plans, tv commercial, dealer progress, etc...

Current Tub

- 1 – foot spinner launch (review video from Audrey – have not been able to see this yet)
- 2 – non-slip floor enhancements (still receiving complaints about being dangerous)
- 3 – time to fill - Ray working on 3 3/4" faucet
- 4 – Bio-lock anti-microbial surface (competitive issue)

JACUZZI006361

REV JACUZZI006461

APEN 1317

5 – Hot water – anti-scald preset temp, how hot should it be (Ray was going to do some testing on what feels warm versus what is dangerous for older people, etc..)

New Tubs

- 1 – Larger size needed
- 2 – Smaller tub to replace shower stalls – frontloader
- 3 – “the FUTURE” – continuing our discussion on what could the game changer tub for the future i.e. instant fill and drain reservoir ...

Tub to Shower Update

- 1 - pricing, prototype for Denver meeting,....

Dealer Financing

- 1 – Wells Fargo?

New Products

- 1 - high seat toilet, others?

National Meeting

- 1 - who is coming
- 2 - review agenda, discuss presentation
- 3 – finalize details

These are some of what is on my list ... how about anything else you would like to present or receive ..

My day is chocked full ... but we could possibly squeeze a call in sometime or maybe tomorrow ... let me know some times that suits best and we will try to schedule ... but in the meantime we can do emails ...

Dave Modena

President - Aging In The Home Remodelers

804-451-2314

Sr. V.P. *firstSTREET* for Boomers & Beyond

www.firststreetonline.com

From: Rowan, Bob [<mailto:Bob.Rowan@jacuzzi.com>]

Sent: Monday, June 17, 2013 10:52 PM

To: DAVE MODENA

Subject: Re: Jacuzzi visit

Sounds great. I think we borrowed a set of clubs at Mark's club last time, I may need to do that again since I'll be traveling all week – is that okay?

Let's try to catch up tomorrow regarding the agenda — I'm around all day.

Thanks,
Bob

Bob Rowan
President and CEO
Jacuzzi Group Worldwide

13925 City Center Drive, Suite 200 / Chino Hills, CA 91709
909.247.2506 (o) 410.371.4524 (c)

This email and any attachments are confidential and may be legally privileged. If you are not the intended recipient, please notify the author by replying to this email message, and then delete all copies of the email on your system. If you are not the intended recipient, you must not disclose, distribute, copy, print or use this email in any manner. Email messages and attachments may contain viruses. Although we take precautions to check for viruses, we make no assurances about the absences of viruses. We accept no liability and suggest that you carry out your own virus checks.

From: DAVE MODENA <dave.modena@firstSTREETonline.com>

Date: Mon, 17 Jun 2013 20:10:46 -0400

To: "Rowan, Bob" <bob.rowan@jacuzzi.com>

Subject: Re: Jacuzzi visit

JACUZZI006362

REV JACUZZI006462

APEN 1318

Sounds good We are looking forward to the visit and we should work on our agenda together this week. Bring the clubs and your A game as we will probably have to take on Mark and Joey.

Dave Modena
Sent from iPhone.

On Jun 17, 2013, at 7:05 PM, "Rowan, Bob" <Bob.Rowan@jacuzzi.com> wrote:

Hi Dave, Joey and I plan on arriving Richmond next Tuesday night and will be at your office at 9:00. Looks like it will be just the two of us. Still good on your end?

We'll get some updates on all of the current activity so we're prepared to discuss.

Thanks, look forward to seeing you guys.

Bob Rowan
President and CEO
Jacuzzi Group Worldwide

13925 City Center Drive, Suite 200 / Chino Hills, CA 91709
909.247.2506 (o) 410.371.4524 (c)

This email and any attachments are confidential and may be legally privileged. If you are not the intended recipient, please notify the author by replying to this email message, and then delete all copies of the email on your system. If you are not the intended recipient, you must not disclose, distribute, copy, print or use this email in any manner. Email messages and attachments may contain viruses. Although we take precautions to check for viruses, we make no assurances about the absences of viruses. We accept no liability and suggest that you carry out your own virus checks.

From: "Rowan, Bob" <bob.rowan@jacuzzi.com>
Date: Tue, 4 Jun 2013 06:34:45 -0700
To: DAVE MODENA <dave.modena@firstSTREETonline.com>
Subject: Re: Jacuzzi visit

Ha, that's why Mark is the boss! I'll check on Ray and others' availability. We will have lots to talk about regardless. Thinking we should review our web page, # hits, status of offenders, etc. too.

Bob Rowan
President and CEO
Jacuzzi Group Worldwide

13925 City Center Drive, Suite 200 / Chino Hills, CA 91709
909.247.2506 (o) 410.371.4524 (c)

This email and any attachments are confidential and may be legally privileged. If you are not the intended recipient, please notify the author by replying to this email message, and then delete all copies of the email on your system. If you are not the intended recipient, you must not disclose, distribute, copy, print or use this email in any manner. Email messages and attachments may contain viruses. Although we take precautions to check for viruses, we make no assurances about the absences of viruses. We accept no liability and suggest that you carry out your own virus checks.

From: DAVE MODENA <dave.modena@firstSTREETonline.com>
Date: Tue, 4 Jun 2013 06:59:53 -0400
To: "Rowan, Bob" <bob.rowan@jacuzzi.com>
Subject: RE: Jacuzzi visit

Bob

Sounds good ... wasn't aware that Ray and Jonathan could join us ...so we certainly will discuss this project and also discuss 1 - the proprietary technology and how we not compete with future Jacuzzi bath products with this new technology, 2 - other new products i.e. different sizes being developed, the "walk-in tub of the future", raised seat toilet, 3 - Wells Fargo financing possibilities, 4 - the national meeting and probably a couple of other topics ..

If Ray comes I am sure Mark will want to discuss the anti-scald technology and the temperature of the water we deliver ... Ray was going to do some testing on this and report back as to what the correct temperature for therapy should be versus what we are currently delivering, etc...

Looking forward to the visit ... Keep your "driving the ball" hot ..as it looks like it will be you and me against Mark and

JACUZZI006363

REV JACUZZI006463

APEN 1319

Joey ...

Dave Modena
President - Aging In The Home Remodelers
804-451-2314
Sr. V.P. **firstSTREET** for Boomers & Beyond
www.firststreetonline.com

From: Rowan, Bob [<mailto:Bob.Rowan@jacuzzi.com>]
Sent: Monday, June 03, 2013 10:27 PM
To: DAVE MODENA
Cc: Davis, Joseph N.
Subject: Re: Jacuzzi visit

That works Dave, let's plan on it. We'll block the day and look forward to it. We should probably plan to cover the tub/shower product as a primary focus – would like to have Ray and Jonathan join us at least for the early part of the meeting. Let me know other topics and we'll come prepared. Look forward to the meeting!

Bob

Bob Rowan
President and CEO
Jacuzzi Group Worldwide

13925 City Center Drive, Suite 200 / Chino Hills, CA 91709
909.247.2506 (o) 410.371.4524 (c)

This email and any attachments are confidential and may be legally privileged. If you are not the intended recipient, please notify the author by replying to this email message, and then delete all copies of the email on your system. If you are not the intended recipient, you must not disclose, distribute, copy, print or use this email in any manner. Email messages and attachments may contain viruses. Although we take precautions to check for viruses, we make no assurances about the absences of viruses. We accept no liability and suggest that you carry out your own virus checks.

From: DAVE MODENA <dave.modena@firstSTREETonline.com>
Date: Mon, 3 Jun 2013 11:31:09 -0400
To: "Rowan, Bob" <bob.rowan@jacuzzi.com>
Cc: <joseph.davis@jacuzzi.com>
Subject: FW: Jacuzzi visit

Bob

Just talked to Mark and Wednesday the 26th would be our best day to meet .. we could start around 9 or 9:30 and then have the afternoon to enjoy some golf (as long as Joey plays left-handed and still gives strokes .. Let us know if that works ..i would guess that we would be done by 7 pm that nite ... Hope that works for you and Joey .. let's confirm and we will begin to develop and agenda .. thanks

Dave Modena
President - Aging In The Home Remodelers
804-451-2314
Sr. V.P. **firstSTREET** for Boomers & Beyond
www.firststreetonline.com

From: "Rowan, Bob" <Bob.Rowan@jacuzzi.com>
Date: May 27, 2013, 8:42:15 PM EDT
To: Dave Modena <dmodena@verizon.net>, "joey.davis@jacuzzi.com" <joey.davis@jacuzzi.com>, Joey Davis <jndavis69@live.com>
Subject: Re: Hello

JACUZZI006364

REV JACUZZI006464

APEN 1320

Dave, Joey and I will coordinate calendars to get to Richmond between now and the Denver meetings. How do you guys look week of June 24 and July 29? I'm pretty much out the weeks in between those. Let us know if any dates work inside those weeks and we'll make it happen.

Thanks again for the time last week, talk to you soon.

Bob

Bob Rowan
President and CEO
Jacuzzi Group Worldwide

13925 City Center Drive, Suite 200/ Chino Hills, CA 91709
909.247.2506 (o) 410.371.4524 (c)

This email and any attachments are confidential and may be legally privileged. If you are not the intended recipient, please notify the author by replying to this email message, and then delete all copies of the email on your system. If you are not the intended recipient, you must not disclose, distribute, copy, print or use this email in any manner. Email messages and attachments may contain viruses. Although we take precautions to check for viruses, we make no assurances about the absences of viruses. We accept no liability and suggest that you carry out your own virus checks.

003573

003573

On 5/24/13 8:11 AM, "Dave Modena" <dmodena@verizon.net> wrote:

Joey

Hello. Wanted to establish contact and let you know that I and our team look forward to working with you and your team as we continue to grow this partnership in to the future. I truly believe we have an exceptional opportunity to do great things, while helping our maturing population stay safe and independent in their homes. I look forward to doing that with you and Jacuzzi.

Lets get you and Bob out to our headquarters before the national meeting so we can continue our discussions and plan for future growth. Let us know when you can what works best.

Thanks

JACUZZI006365

REV JACUZZI006465

APEN 1321

Dave Modena
Sent from iPhone.

This email and any attachments are confidential and may be legally privileged. If you are not the intended recipient, please notify the author by replying to this email message, and then delete all copies of the email on your system. If you are not the intended recipient, you must not disclose, distribute, copy, print, or use this email in any manner. Email messages and attachments may contain viruses. Although we take precautions to check for viruses, we make no assurances about the absence of viruses. We accept no liability and suggest that you carry out your own virus checks.

003574

003574

JACUZZI006366

REV JACUZZI006466

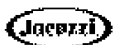
APEN 1322

From: Martinez, Audrey </O=JACUZZI ORGANIZATION/OU=EXCHANGE ADMINISTRATIVE GROUP (FYDIBOHF23SPDLT)/CN=RECIPIENTS/CN=AUDREY MARTINEZ66B76F91>
To: 'Larry Rathbone'; 'Kelly Dennis'
Sent: 9/1/2015 5:34:09 PM
Subject: RE: Jacuzzi® Walk-in Tub

Right , I figured that it's a customer facing event. I'd like to just be a "fly on the wall" to observe. We don't get access to real customers very often]

I am happy to conduct something to be filmed and/ or do webinars as needed. For now, let me finish the presentation and let you guys review and decide the best course of action. Thanks!

Audrey Martinez
Marketing Manager



www.jacuzzi.com
13925 City Center Drive, Suite 200/ Chino Hills, CA 91709
909.247.2582 (o) 909.762.3203 (c)

From: Larry Rathbone [mailto:larry.rathbone@aihremodelers.com]
Sent: Tuesday, September 01, 2015 1:11 PM
To: Kelly Dennis; Martinez, Audrey
Subject: Re: Jacuzzi® Walk-in Tub

Hi guys,

The lead generation events will be September 29th and October 1st. We'd love to have you Audrey. The forum might not be the right one, however. The attendees will all be prospective customers. It's a marketing initiative we're testing here. Kelly, myself and one or two other reps will be there, but not the entire time.

Here's a thought after I caught up on some thread reading. The curriculum Kelly laid out is excellent. If we were able to do this over the cloud or at least as a webinar we could record, we could also turn it into a training module for future use. We're currently building a library of this type of content that can be re-used and tested on over time.

This might really fit the bill – even if you just conducted a live webinar. We could chop up the video later and turn it into a training module.

Even if you joined us that last week of September and we conducted the webinar from our facility, that would be great as well. We could record multiple camera angles, good audio and screen content. Either way.

What do you think?

Larry Rathbone,
Vice President, Operations



Aging in the Home Remodelers

• 303.222.3202 (Office Direct)

• 303.222.3200 (Main)

larry.rathbone@aihremodelers.com

From: Kelly Dennis <kelly.dennis@aihronline.com>
Date: Tuesday, September 1, 2015 at 11:19 AM
To: Audrey Martinez <audrey.martinez@jacuzzi.com>
Cc: Larry Rathbone <larry.rathbone@aihremodelers.com>
Subject: Re: Jacuzzi® Walk-in Tub

Audrey,

Ugh! I am so sorry about your computer problems. Frustrating I am sure.

JACUZZI006367

REV JACUZZI006467

APEN 1323

Thank you so much for your assistance in putting this together for our team. If you are available and would like to join us that would be appreciated.

I copied Larry on this Email and he can provide you with more details.

Thanks,

Kelly Dennis

National Sales Manager



Aging In The Home Remodelers

Toll Free: 1.888.926.8095

Cell: 972-898-5380

Email: kelly.dennis@aihremodelers.com

3900 S. Wadsworth Blvd Suite 200

Lakewood, CO 80235

Office: 303.222.3200

From: Audrey Martinez <audrey.martinez@jacuzzi.com>

Date: Tuesday, September 1, 2015 at 10:25 AM

To: Kelly Dennis <kelly.dennis@aihronline.com>

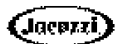
Subject: RE: Jacuzzi® Walk-in Tub

Hi Kelly. I had made great progress on this project but unfortunately had a computer issue and lost the whole thing- among lots of other files. I will reconstruct asap but wanted to let you know that it will be another week or so.

I saw that there is some kind of lead gen dinner event the last week of this month in Denver. Would that be a good time for me to come out and run through with your team? Let me know. Thanks!

Audrey Martinez

Marketing Manager



www.jacuzzi.com

13925 City Center Drive, Suite 200/ Chino Hills, CA 91709

909.247.2582 (o) 909.762.3203 (c)

From: Kelly Dennis [<mailto:kelly.dennis@aihronline.com>]

Sent: Thursday, August 13, 2015 9:29 AM

To: Martinez, Audrey

Subject: Re: Jacuzzi® Walk-in Tub

Audrey,

Yes, It would great to have this for the Dealer conference. I would also love to have something to present to the AITHR team in the time frame you are talking below. Presenting to our team first will give us a chance to add to it for the Dealer conference if we see something else that should be included that has value.

Feel free to bounce things off of me while you are putting this webinar together.

I am thinking along the same lines as what you presented in the Shower presentation. Discussing the initial design to manufacturing and the components of the walk-in tub. Talk about Jacuzzi®'s manufacturing expertise. How Jacuzzi® is one of the only manufactures that can take one piece of Acrylic and form it to the beautiful walk in tub that we offer our customers.

I can see the webinar including the following:

1. ADA compliant seat
2. ADA compliant grab bar in the walk-in tub
3. Easy reach door handles, controls and shower wand - discuss the engineering of closing the door and the amount of pressure necessary to latch the door
4. Pneumatic push button controls

JACUZZI006368

REV JACUZZI006468

APEN 1324

5. Air control to add air volume to the jets – provide us with the correct way to present this
6. Therapeutic messaging foot jets
7. Low, easy-step entry and non slip floor
8. Durable Acrylic, easy to clean finish
9. No leak door system – I would love an engineering photo showing how the door latches and secures the bathing area.
10. Heater – maintains constant temperature – type of heater
11. Anti-scald technology – will we continue to use this with the FAST FILL faucet
12. Quick release drain – now the FAST DRAIN feature
13. Ozone cleaning system – the type of unit we use and describe the quality of the system
14. Certifications USP, IAPMO, ETL
15. Aromatherapy
16. Chromotherapy
17. Describe our auto purge plumbing system design
18. Tub extender and back shelf provide by Jacuzzi
19. The Bubble jets .. Why we include them.
20. Warranty
21. Manufactured in Valdosta, GA - how we can describe this.. “Assemble in the USA”???
22. Quality control
23. FAST FILL faucet
24. FAST DRAIN

I would like to get into the quality of the pump, in-line heater, the disc system for our ozonator(if that is correct terminology) how the tub is secured on the steel frame. How the plumbing system is set up.

It would be great to differential between all of the jets in the tub...from the back jets, foot jets and the jets under the seat.

A video of these jets would be great.. I know we have the back jets video...maybe we could show the foot jets working as well.

I am sure there are other components and features that you will know better than I to include in the webinar as well.

Audrey, words cannot describe how excited I am about you putting this webinar together This will be very beneficial to all new hires and I believe the veterans will also get a lot out of it as well.

Regards,

Kelly Dennis

National Sales Manager

firstSTREET

Aging In The Home Remodelers

Toll Free: 1.888.926.8095

Cell: 972-898-5380

Email: kelly.dennis@aihremodelers.com

3900 S. Wadsworth Blvd Suite 200

Lakewood, CO 80235

Office: 303.222.3200

From: Audrey Martinez <audrey.martinez@jacuzzi.com>

Date: Thursday, August 13, 2015 at 8:54 AM

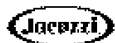
To: Kelly Dennis <kelly.dennis@aihronline.com>

Subject: RE: Jacuzzi® Walk-in Tub

I should be able to compile a comprehensive review in 2-3 weeks. Would it make sense to present at the Dealer Conference?

Audrey Martinez

Marketing Manager



www.jacuzzi.com

13925 City Center Drive, Suite 200/ Chino Hills, CA 91709

909.247.2582 (o) 909.762.3203 (c)

From: Kelly Dennis [<mailto:kelly.dennis@aihronline.com>]

JACUZZI006369

REV JACUZZI006469

APEN 1325

Sent: Wednesday, August 12, 2015 5:07 PM
To: Martinez, Audrey
Subject: Re: Jacuzzi® Walk-in Tub

Audrey,

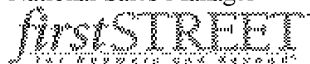
I will get with my RSM's and put an outline together... We want to do this right. So what ever time you need to collect your data is fine..

What do you think is a reasonable time wise once I provide you with an outline.

Fantastic, regarding the video. It really helps to build value to see the product not only from the front side but all the engineering Jacuzzi® puts into the product.

Thanks for everything.

Kelly Dennis
National Sales Manager



Aging In The Home Remodelers

Toll Free: 1.888.926.8095

Cell: 972-898-5380

Email: kelly.dennis@aihremodelers.com

3900 S. Wadsworth Blvd Suite 200

Lakewood, CO 80235

Office: 303.222.3200

From: Audrey Martinez <audrey.martinez@jacuzzi.com>

Date: Wednesday, August 12, 2015 at 3:28 PM

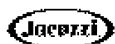
To: Kelly Dennis <kelly.dennis@aihronline.com>

Subject: RE: Jacuzzi® Walk-in Tub

Hi Kelly. Of course we will conduct a webinar. Get me an outline of the points you'd like to cover and I'll get our team to work on it. What kind of timeline are you looking at?

In regard to the factory video, there have been many versions circulated but we had to pull many of them down because of proprietary information. Let me track down an approved copy for you.

Audrey Martinez
Marketing Manager



www.jacuzzi.com

13925 City Center Drive, Suite 200/ Chino Hills, CA 91709

909.247.2582 (o) 909.762.3203 (c)

From: Kelly Dennis [<mailto:kelly.dennis@aihronline.com>]

Sent: Wednesday, August 12, 2015 2:17 PM

To: Martinez, Audrey

Subject: Jacuzzi® Walk-in Tub

Audrey,

Good afternoon!

I am reworking the Jacuzzi® Walk-in Tub presentation and I wanted to reach out to you and discuss a couple of topics.

1. Would you consider doing a webinar an all of the features of the walk-in tub and their designed benefits and how they are engineered into the tub? This could also be in a document that provides me more of an in-depth description of the product and the features include in the walk-in tub. i.e. The inline heater, the ozonator, the pump specifications, the pure air system tub

JACUZZI006370

REV JACUZZI006470

APEN 1326

design features the manufacturing process that provides the reinforcement of the structured wall system, how the plumbing of the tub is design to gravity purge, the manifold system how it is design to distribute the water through the jets and also how the air is introduced into the jets or anything else that makes up the tub.

2. At one time we used a video of the factory showing the manufacturing of the walk-in tub in Valdosta, GA...are there portions of this video that we can use? It was a big value builder and would love to have something that we can use to help build additional value on the product in the home.

Ok, that's all for now... thanks for your assistance.

Kelly Dennis

National Sales Manager



Aging In The Home Remodelers

Toll Free: 1.888.926.8095

Cell: 972-898-5380

Email: kelly.dennis@aihremodelers.com

3900 S. Wadsworth Blvd Suite 200

Lakewood, CO 80235

Office: 303.222.3200

This email and any attachments are confidential and may be legally privileged. If you are not the intended recipient, please notify the author by replying to this email message, and then delete all copies of the email on your system. If you are not the intended recipient, you must not disclose, distribute, copy, print, or use this email in any manner. Email messages and attachments may contain viruses. Although we take precautions to check for viruses, we make no assurances about the absence of viruses. We accept no liability and suggest that you carry out your own virus checks.

003579

003500

JACUZZI006371

REV JACUZZI006471

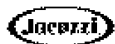
APEN 1327

From: Martinez, Audrey </O=JACUZZI ORGANIZATION/OU=EXCHANGE ADMINISTRATIVE GROUP (FYDIBOHF23SPDLT)/CN=RECIPIENTS/CN=AUDREY MARTINEZ66B76F91>
To: Rojas, Miguel; Borden, Kristine; Reyes, Teresa; Swanson, Stephanie; Reyes, Regina; Nuanes, Deborah; Davis, Megan
Sent: 6/1/2015 6:40:17 PM
Subject: RE: Kahuna Grip Non Slip Mats

Stick with the standard 90 days. If we run into issues after that we can refer to the manufacturer.

Audrey Martinez

Marketing Manager- Aging In Place Bathing



www.jacuzzi.com

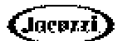
13925 City Center Drive, Suite 200/ Chino Hills, CA 91709
 909.247.2582 (o) 909.762.3203 (c)

From: Rojas, Miguel
Sent: Monday, June 01, 2015 3:07 PM
To: Martinez, Audrey; Borden, Kristine; Reyes, Teresa; Swanson, Stephanie; Reyes, Regina; Nuanes, Deborah; Davis, Megan
Subject: RE: Kahuna Grip Non Slip Mats

Are we going to refer the consumer to the end user for warranty? Normally on accessories we give a 90 day warranty.

Miguel Rojas

Regional Service Manager-Western Region



14525 Monte Vista Ave
 Chino CA, 91710
 Cell/MSG 909-904-7559
 Office 909-247-2144
 Fax 909-247-2551

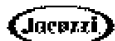
This email and any attachments are confidential and may be legally privileged. If you are not the intended recipient, please notify the author by replying to this email message, and then delete all copies of the email on your system. If you are not the intended recipient, you must not disclose, distribute, copy, print or use this email in any manner. Email messages and attachments may contain viruses. Although we take precautions to check for viruses, we make no assurances about the absences of viruses. We accept no liability and suggest that you carry out your own virus checks.

From: Martinez, Audrey
Sent: Monday, June 01, 2015 12:29 PM
To: Rojas, Miguel; Borden, Kristine; Reyes, Teresa; Swanson, Stephanie; Reyes, Regina; Nuanes, Deborah; Davis, Megan
Subject: RE: Kahuna Grip Non Slip Mats

The manufacturer offers a 1 year warranty on the adhesive and a 2 year warranty on the mat.

Audrey Martinez

Marketing Manager- Aging In Place Bathing



www.jacuzzi.com

13925 City Center Drive, Suite 200/ Chino Hills, CA 91709
 909.247.2582 (o) 909.762.3203 (c)

003580

003580

JACUZZI006372

REV JACUZZI006472

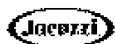
APEN 1328

003580

From: Rojas, Miguel
Sent: Monday, June 01, 2015 9:58 AM
To: Martinez, Audrey; Borden, Kristine; Reyes, Teresa; Swanson, Stephanie; Reyes, Regina; Nuanes, Deborah; Davis, Megan
Subject: RE: Kahuna Grip Non Slip Mats

Does this product have 90 day warranty?

Miguel Rojas
Regional Service Manager-Western Region



14525 Monte Vista Ave
Chino CA, 91710
Cell/MSG 909-904-7559
Office 909-247-2144
Fax 909-247-2551

This email and any attachments are confidential and may be legally privileged. If you are not the intended recipient, please notify the author by replying to this email message, and then delete all copies of the email on your system. If you are not the intended recipient, you must not disclose, distribute, copy, print or use this email in any manner. Email messages and attachments may contain viruses. Although we take precautions to check for viruses, we make no assurances about the absences of viruses. We accept no liability and suggest that you carry out your own virus checks.

From: Martinez, Audrey
Sent: Monday, June 01, 2015 9:46 AM
To: Borden, Kristine; Reyes, Teresa; Swanson, Stephanie; Rojas, Miguel; Reyes, Regina; Nuanes, Deborah; Davis, Megan
Subject: Kahuna Grip Non Slip Mats

Good morning all. Just a quick note to get everyone up to date on a new accessory available to firstSTREET. All Jacuzzi® Walk in Bathtubs and Showers exceed the voluntary American Society for Testing and Materials Standard Consumer Safety Specification for Slip-Resistant Bathing Facilities (ASTM F462 – 79), but due to the nature of the end user, sometimes enhanced slip resistance is needed.

What:

• Adhesive textured mat. Custom die cut to fit Jacuzzi® walk in tubs and showers. Field installed by firstSTREET installer or consumer.

Features:

- Patented peel and stick anti-slip material
- Protects against slipping on a smooth and wet tub surface
- Non-abrasive
- Anti-bacterial, anti-fungal, mold resistant
- Conformable, non-residual removable adhesive (no mess)
- Same material as used by top competitive surfers around the world to provide grip under extreme competitive conditions.

Item# :

Tub seat- LX09000

Tub floor- LX07000

One size fits all models of walk in tub


003581

003581

JACUZZI006373

REV JACUZZI006473

APEN 1329



LX09000	Kahuna Grip Non Skid Mat	Seat- 8.5"x14"	Clear	\$13.00	7-31 352-69894-1
LX07000		Floor- 17.5"x14"	Clear	\$24.00	7-31 352-69893-4

A copy of the instruction sheet is attached. Please let me know if any additional information is required. Thanks!

Audrey Martinez

Marketing Manager- Aging In Place Bathing



www.jacuzzi.com

13925 City Center Drive, Suite 200/ Chino Hills, CA 91709

909.247.2582 (o) 909.762.3203 (c)

This email and any attachments are confidential and may be legally privileged. If you are not the intended recipient, please notify the author by replying to this email message, and then delete all copies of the email on your system. If you are not the intended recipient, you must not disclose, distribute, copy, print, or use this email in any manner. Email messages and attachments may contain viruses. Although we take precautions to check for viruses, we make no assurances about the absence of viruses. We accept no liability and suggest that you carry out your own virus checks.

JACUZZI006374

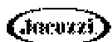
REV JACUZZI006474

APEN 1330

From: Demeritt, William </O=JACUZZI ORGANIZATION/OU=FIRST ADMINISTRATIVE GROUP/CN=RECIPIENTS/CN=WBDEMERITT>
To: Torres, Ray; Martinez, Audrey
CC: Bachmeyer, Kurt; Peetz, Chris; Baehr, Rich; Davis, Joseph N.
Sent: 6/27/2013 11:32:19 AM
Subject: RE: Emailing: Test various Non Skid Patterns for compliance to ASTM F-462 , 5229 slip resistance

Bill's not a lawyer!

William Demeritt
V.P. Jacuzzi Inc.
Director of Risk Management
Jacuzzi Brands Corp.



www.jacuzzi.com

13925 City Center Drive, Suite 200 / Chino Hills, CA 91709
 909.247.2033(o) 909.509.0229(c)

This email and any attachments are confidential and may be legally privileged. If you are not the intended recipient, please notify the author by replying to this email message, and then delete all copies of the email on your system. If you are not the intended recipient, you must not disclose, distribute, copy, print or use this email in any manner. Email messages and attachments may contain viruses. Although we take precautions to check for viruses, we make no assurances about the absences of viruses. We accept no liability and suggest that you carry out your own virus checks.-----Original

Message-----

From: Torres, Ray
Sent: Thursday, June 27, 2013 8:24 AM
To: Martinez, Audrey
Cc: Bachmeyer, Kurt; Demeritt, William; Peetz, Chris; Baehr, Rich; Davis, Joseph N.
Subject: Emailing: Test various Non Skid Patterns for compliance to ASTM F-462 , 5229 slip resistance

Audrey,

Here are the two test reports, one is our generic test on a shower pan which is the worst case sheet draw in thickness coefficient of friction .05.(.04 is the passing standard). This is the pattern we use as a master on all jacuzzi bottoms today. The second report is a deep draw on the 5229 walk in tub, the coefficient of friction is .10 double that of the pan which is exactly what we thought it would be. In fact I have never seen a .10 average in all my years. That is darn good!

Anyways, when you send out the reports only send page one which is the conclusion page. Do not send out the actual data as it sometimes with slick lawyers, (not picking on bill) could challenge results.

Anyways great news on the bottom. Where do I charge my fees?
 Thanks
 ray

This email and any attachments are confidential and may be legally privileged. If you are not the intended recipient, please notify the author by replying to this email message, and then delete all copies of the email on your system. If you are not the intended recipient, you must not disclose, distribute, copy, print, or use this email in any manner. Email messages and attachments may contain viruses. Although we take precautions to check for viruses, we make no assurances about the absence of viruses. We accept no liability and suggest that you carry out your own virus checks.

JACUZZI006375

REV JACUZZI006475

APEN 1331

From: Bachmeyer, Kurt </O=JACUZZI ORGANIZATION/OU=FIRST ADMINISTRATIVE GROUP/CN=RECIPIENTS/CN=KBACHMEYER>
To: Torres, Ray; Martinez, Audrey
CC: Demeritt, William; Peetz, Chris; Baehr, Rich; Davis, Joseph N.
Sent: 6/27/2013 11:34:04 AM
Subject: RE: Emailing: Test various Non Skid Patterns for compliance to ASTM F-462 , 5229 slip resistance

I'm not sure we are done here; we're compliant which is great but are we meeting the needs and safety requirements of this particular demographic? Seems to me if we want to be the leader in this category we would want to eliminate slippage of any kind now and in the future. My two cents.

Kurt Bachmeyer

Director of Customer Service

www.jacuzzi.com

14525 Monte Vista Avenue / Chino, CA 91710

909.247.2187 (o) 909.606.4270 (f)

This email and any attachments are confidential and may be legally privileged. If you are not the intended recipient, please notify the author by replying to this email message, and then delete all copies of the email on your system. If you are not the intended recipient, you must not disclose, distribute, copy, print or use this email in any manner. Email messages and attachments may contain viruses. Although we take precautions to check for viruses, we make no assurances about the absences of viruses. We accept no liability and suggest that you carry out your own virus checks.

-----Original Message-----

From: Torres, Ray
Sent: Thursday, June 27, 2013 8:24 AM
To: Martinez, Audrey
Cc: Bachmeyer, Kurt; Demeritt, William; Peetz, Chris; Baehr, Rich; Davis, Joseph N.
Subject: Emailing: Test various Non Skid Patterns for compliance to ASTM F-462 , 5229 slip resistance

Audrey,

Here are the two test reports, one is our generic test on a shower pan which is the worst case sheet draw in thickness coefficient of friction .05.(.04 is the passing standard). This is the pattern we use as a master on all jacuzzi bottoms today. The second report is a deep draw on the 5229 walk in tub, the coefficient of friction is .10 double that of the pan which is exactly what we thought it would be. In fact I have never seen a .10 average in all my years. That is darn good!

Anyways, when you send out the reports only send page one which is the conclusion page. Do not send out the actual data as it sometimes with slick lawyers, (not picking on bill) could challenge results.

Anyways great news on the bottom. Where do I charge my fees?

Thanks

ray

This email and any attachments are confidential and may be legally privileged. If you are not the intended recipient, please notify the author by replying to this email message, and then delete all copies of the email on your system. If you are not the intended recipient, you must not disclose, distribute, copy, print, or use this email in any manner. Email messages and attachments may contain viruses. Although we take precautions to check for viruses, we make no assurances about the absence of viruses. We accept no liability and suggest that you carry out your own virus checks.

003584

003584

JACUZZI006376

REV JACUZZI006476

APEN 1332

003584

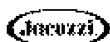
From: Bachmeyer, Kurt </O=JACUZZI ORGANIZATION/OU=FIRST ADMINISTRATIVE GROUP/CN=RECIPIENTS/CN=KBACHMEYER>
To: Martinez, Audrey; Torres, Ray; Pierce, Don
CC: Reyes, Regina; Coester, Ruth; Davis, Megan
Sent: 3/19/2014 10:10:53 AM
Subject: RE: Slippery floors W.I.T.

Unless there is something in this product that may influence the integrity of the acrylic shell and or structure I see no reason why this would void the warranty to the consumer. That said – I know nothing about this product or its chemical composition – Ray and Don may be able to assist us with that part of the answer.

Adding a few others so once we make a stance or recommendation we are all aware of the decision.

Kurt Bachmeyer

Director of Customer Service



www.jacuzzi.com
 14525 Monte Vista Avenue / Chino, CA 91710
 909.247.2187 (o) 909.606.4270 (f)


This email and any attachments are confidential and may be legally privileged. If you are not the intended recipient, please notify the author by replying to this email message, and then delete all copies of the email on your system. If you are not the intended recipient, you must not disclose, distribute, copy, print or use this email in any manner. Email messages and attachments may contain viruses. Although we take precautions to check for viruses, we make no assurances about the absences of viruses. We accept no liability and suggest that you carry out your own virus checks.

From: Martinez, Audrey
Sent: Tuesday, March 18, 2014 4:50 PM
To: Bachmeyer, Kurt; Torres, Ray
Subject: FW: Slippery floors W.I.T.

FS has a couple of tubs in the field that people want removed because the customers claim they are too slippery to use. We proposed Liquiguard Solid Step Cote- an after market anti slip coating that Emmett Luder uses on tubs for the elderly. Will this void their warranty??

Audrey Martinez

Marketing Manager- Aging In Place Bathing



www.jacuzzi.com
 13925 City Center Drive, Suite 200/ Chino Hills, CA 91709
 909.247.2582 (o) 909.762.3203 (c)

This email and any attachments are confidential and may be legally privileged. If you are not the intended recipient, please notify the author by replying to this email message, and then delete all copies of the email on your system. If you are not the intended recipient, you must not disclose, distribute, copy, print or use this email in any manner. Email messages and attachments may contain viruses. Although we take precautions to check for viruses, we make no assurances about the absences of viruses. We accept no liability and suggest that you carry out your own virus checks.

From: Norm Murdock [mailto:norm.murdock@aihremodelers.com]
Sent: Tuesday, March 18, 2014 3:08 PM
To: Martinez, Audrey
Subject: RE: Slippery floors W.I.T.

Can you please confirm that the use of this product on Jacuzzi tubs will not void your lifetime warranty? We just need that confirmation in order to use this product.

Thanks!

Norm Murdock, CAPS, CSA
 Vice President

JACUZZI006377

REV JACUZZI006477

APEN 1333



Phone: 303-222-3207

Cell: 602-403-6267

Email: norm.murdock@firststreetonline.com

Website: www.firststreetinc.com, www.firststreetonline.com

designed for SENIORS®



From: Martinez, Audrey [<mailto:audrey.martinez@jacuzzi.com>]

Sent: Wednesday, October 16, 2013 12:59 PM

To: Torres, Ray; Steve Buckley

Cc: Norm Murdock

Subject: RE: Slippery floors W.I.T.

We have a dealer who uses this product regularly with great results:

Liquidguard - Solid Step Cote


Liquidguard Technologies

(800) 790-9299

Let me know if you need any additional information.

Audrey Martinez

Marketing Manager- Aging In Place Bathing



www.jacuzzi.com

13925 City Center Drive, Suite 200/ Chino Hills, CA 91709

909.247.2582 (o) 909.762.3203 (c)

This email and any attachments are confidential and may be legally privileged. If you are not the intended recipient, please notify the author by replying to this email message, and then delete all copies of the email on your system. If you are not the intended recipient, you must not disclose, distribute, copy, print or use this email in any manner. Email messages and attachments may contain viruses. Although we take precautions to check for viruses, we make no assurances about the absences of viruses. We accept no liability and suggest that you carry out your own virus checks.

From: Torres, Ray

Sent: Tuesday, October 15, 2013 10:55 AM

To: Steve Buckley; Martinez, Audrey

Subject: RE: Slippery floors W.I.T.

Yes we could add an additional bar, Audrey may have a bath mat or a non slip application to help, I will defer to her.....

Raymond Torres

VP Operations & Engineering – Jacuzzi Luxury Bath



www.jacuzzi.com

14525 Monte Vista Avenue / Chino, CA 91710

909.247.2158 (o) 909.217.4799 (c) 909.643.2829 (f)

This email and any attachments are confidential and may be legally privileged. If you are not the intended recipient, please notify the author by replying

JACUZZI006378

REV JACUZZI006478

APEN 1334

to this email message, and then delete all copies of the email on your system. If you are not the intended recipient, you must not disclose, distribute, copy, print or use this email in any manner. Email messages and attachments may contain viruses. Although we take precautions to check for viruses, we make no assurances about the absences of viruses. We accept no liability and suggest that you carry out your own virus checks.

From: Steve Buckley [<mailto:sbuckley@atlashomeimprovement.com>]
Sent: Tuesday, October 15, 2013 10:54 AM
To: Torres, Ray
Cc: Matt Cooke; Darian Bobby (bobbydar@hotmail.com); David Bobby
Subject: Slippery floors W.I.T.

Hi Ray ,
Just wondering your thoughts on this . We are having a few customers slipping on bottom of Jacuzzi tub, I am wondering if you have any recommendations on a product and or a bath mat suitable for this issue . Looking for something easy for the elderly.
Also, are we able to purchase and install the new top mounted grab bar on existing installs ? This may help as well .
Please advise .

Thank you
Steve Buckley
Production Manager/Bath division
SBuckley@atlashomeimprovement.com
Atlas Home Improvement
10824 Plaza Drive
Whitmore Lake, MI 48189
800-378-1924 (734) 658-3627 Cell (810) 227-8079 Fax

003587

003587

JACUZZI006379

REV JACUZZI006479

APEN 1335

003587

From: Torres, Ray </O=JACUZZI ORGANIZATION/OU=FIRST ADMINISTRATIVE GROUP/CN=RECIPIENTS/CN=RTORRES>
To: Martinez, Audrey; Nichols, Mary
Sent: 8/19/2014 12:52:29 PM
Subject: RE: Emailing: walk_in_tub_round_1

all you need is one complaint, hahahahaha, let me call Kelly dennis or mark Gordon
kahuna grip is a sheet can't screw that up with application. I think?

Raymond Torres
VP Operations & Engineering – Jacuzzi Luxury Bath

www.jacuzzi.com
14525 Monte Vista Avenue / Chino, CA 91710
909.247.2158 (o) 909.217.4799 (c) 909.643.2829 (f)

This email and any attachments are confidential and may be legally privileged. If you are not the intended recipient, please notify the author by replying to this email message, and then delete all copies of the email on your system. If you are not the intended recipient, you must not disclose, distribute, copy, print or use this email in any manner. Email messages and attachments may contain viruses. Although we take precautions to check for viruses, we make no assurances about the absences of viruses. We accept no liability and suggest that you carry out your own virus checks.

-----Original Message-----

From: Martinez, Audrey
Sent: Tuesday, August 19, 2014 9:45 AM
To: Torres, Ray; Nichols, Mary
Subject: RE: Emailing: walk_in_tub_round_1

What is wrong with the Liguiguard stuff we recommended? I haven't heard any complaints.

Audrey Martinez
Marketing Manager- Aging In Place Bathing

www.jacuzzi.com
13925 City Center Drive, Suite 200/ Chino Hills, CA 91709
909.247.2582 (o) 909.762.3203 (c)

This email and any attachments are confidential and may be legally privileged. If you are not the intended recipient, please notify the author by replying to this email message, and then delete all copies of the email on your system. If you are not the intended recipient, you must not disclose, distribute, copy, print or use this email in any manner. Email messages and attachments may contain viruses. Although we take precautions to check for viruses, we make no assurances about the absences of viruses. We accept no liability and suggest that you carry out your own virus

-----Original Message-----

From: Torres, Ray
Sent: Tuesday, August 19, 2014 9:42 AM
To: Nichols, Mary; Martinez, Audrey
Subject: RE: Emailing: walk_in_tub_round_1

Kahuna Grip Review
Currently 3/5 Stars.

1
2
3
4
5
7 Votes

Kahuna Grip is an adhesive surface for any wet floor that guarantees perfect grip to make sure no one will slip. Put it on your tub or shower and you'll have a surefooted solution to slipping. The secret is Kahuna Grip's patent-pending HydraHold material which contains millions of microscopic surface fractures. When wet, these fractures act like tiny suction cups that grip the feet. It's so effective Kahuna Grip was granted the highest no-slip safety rating. Installation is easy; just set it and forget as the adhesive backing keeps it tightly in place yet it peels off easy without any residue.

The Claim

Slipping is the most common bathroom accident. You can avoid this when you have a reliable bath mat. Most bath mats

JACUZZI006380

REV JACUZZI006480

APEN 1336

in the market though don't deliver what they promise. Thanks to Kahuna Grip, slipping will no longer be a problem. It will grip your feet, you're guaranteed not to slip. In fact, Kahuna Grip was invented to keep surfers' feet locked on surfboards. Kahuna Grip is the much better alternative to ordinary bath mats. Bath Mats grow bacteria and mold but Kahuna Grip repels them; it never discolors, too. Durability is another thing you can rely on as Kahuna Grip won't tear even though it's as thin like your thumbnail.

Total Cost Breakdown

The cost of Kahuna Grip is \$10.00 plus \$7.95 shipping. The special TV offer allows you to receive a second Kahuna Grip by paying the extra shipping fee of \$7.95 for a total price of \$25.9.

Price

\$10.00

Lowest Price

The lowest price for Kahuna Grip is direct from their official site.

Special Offer

Buy 1 Get 1 Free

Where to Buy

Online only, Kahuna Grip is not available in stores.

Warranty / Guarantee

Not on website

Aggregate Rating

Total Rating: 19 Average Rating: 2.7 Number of Votes : 7

Included in the special offer is:

Kahuna Grip in Clear.

A second Kahuna Grip in clear free just pay the separate \$7.95 S & H.

Raymond Torres

VP Operations & Engineering – Jacuzzi Luxury Bath

www.jacuzzi.com

14525 Monte Vista Avenue / Chino, CA 91710

909.247.2158 (o) 909.217.4799 (c) 909.643.2829 (f)

This email and any attachments are confidential and may be legally privileged. If you are not the intended recipient, please notify the author by replying to this email message, and then delete all copies of the email on your system. If you are not the intended recipient, you must not disclose, distribute, copy, print or use this email in any manner. Email messages and attachments may contain viruses. Although we take precautions to check for viruses, we make no assurances about the absences of viruses. We accept no liability and suggest that you carry out your own virus checks.

-----Original Message-----

From: Nichols, Mary

Sent: Tuesday, August 19, 2014 9:31 AM

To: Torres, Ray; Martinez, Audrey

Subject: RE: Emailing: walk_in_tub_round_1

Finally - Audrey's plan to get you to do wall kits is working!!!!

-----Original Message-----

From: Torres, Ray

Sent: Tuesday, August 19, 2014 9:10 AM

To: Martinez, Audrey; Nichols, Mary

Subject: RE: Emailing: walk_in_tub_round_1

I would rather do wall kits....

Raymond Torres

VP Operations & Engineering – Jacuzzi Luxury Bath

www.jacuzzi.com

14525 Monte Vista Avenue / Chino, CA 91710

JACUZZI006381

REV JACUZZI006481

APEN 1337

909.247.2158 (o) 909.217.4799 (c) 909.643.2829 (f)

This email and any attachments are confidential and may be legally privileged. If you are not the intended recipient, please notify the author by replying to this email message, and then delete all copies of the email on your system. If you are not the intended recipient, you must not disclose, distribute, copy, print or use this email in any manner. Email messages and attachments may contain viruses. Although we take precautions to check for viruses, we make no assurances about the absences of viruses. We accept no liability and suggest that you carry out your own virus checks.

-----Original Message-----

From: Martinez, Audrey
Sent: Tuesday, August 19, 2014 9:06 AM
To: Torres, Ray; Nichols, Mary
Subject: RE: Emailing: walk_in_tub_round_1

Showoff.

Audrey Martinez
Marketing Manager- Aging In Place Bathing

www.jacuzzi.com
13925 City Center Drive, Suite 200/ Chino Hills, CA 91709
909.247.2582 (o) 909.762.3203 (c)

This email and any attachments are confidential and may be legally privileged. If you are not the intended recipient, please notify the author by replying to this email message, and then delete all copies of the email on your system. If you are not the intended recipient, you must not disclose, distribute, copy, print or use this email in any manner. Email messages and attachments may contain viruses. Although we take precautions to check for viruses, we make no assurances about the absences of viruses. We accept no liability and suggest that you carry out your own virus

-----Original Message-----

From: Torres, Ray
Sent: Tuesday, August 19, 2014 8:46 AM
To: Martinez, Audrey; Nichols, Mary
Subject: Emailing: walk_in_tub_round_1

Just wanted to add to the madness.....

This email and any attachments are confidential and may be legally privileged. If you are not the intended recipient, please notify the author by replying to this email message, and then delete all copies of the email on your system. If you are not the intended recipient, you must not disclose, distribute, copy, print, or use this email in any manner. Email messages and attachments may contain viruses. Although we take precautions to check for viruses, we make no assurances about the absence of viruses. We accept no liability and suggest that you carry out your own virus checks.

003590

003590

JACUZZI006382

REV JACUZZI006482

APEN 1338

From: Norm Murdock <norm.murdock@aihremodelers.com>
To: Martinez, Audrey
Sent: 3/18/2014 6:08:11 PM
Subject: RE: Slippery floors W.I.T.

Can you please confirm that the use of this product on Jacuzzi tubs will not void your lifetime warranty? We just need that confirmation in order to use this product.

Thanks!

Norm Murdock, CAPS, CSA
 Vice President



Phone: 303-222-3207

Cell: 602-403-6267

Email: norm.murdock@firststreetonline.com

Website: www.firststreetinc.com, www.firststreetonline.com

designed for SENIORS[®]



From: Martinez, Audrey [mailto:audrey.martinez@jacuzzi.com]
Sent: Wednesday, October 16, 2013 12:59 PM
To: Torres, Ray; Steve Buckley
Cc: Norm Murdock
Subject: RE: Slippery floors W.I.T.

We have a dealer who uses this product regularly with great results:

Liquidguard - Solid Step Cote
 Liquidguard Technologies
 (800) 790-9299

Let me know if you need any additional information.

Audrey Martinez
 Marketing Manager- Aging In Place Bathing



www.jacuzzi.com

13925 City Center Drive, Suite 200/ Chino Hills, CA 91709

909.247.2582 (o) 909.762.3203 (c)

This email and any attachments are confidential and may be legally privileged. If you are not the intended recipient, please notify the author by replying to this email message, and then delete all copies of the email on your system. If you are not the intended recipient, you must not disclose, distribute, copy, print or use this email in any manner. Email messages and attachments may contain viruses. Although we take precautions to check for viruses, we make no assurances about the absences of viruses. We accept no liability and suggest that you carry out your own virus checks.

From: Torres, Ray
Sent: Tuesday, October 15, 2013 10:55 AM
To: Steve Buckley; Martinez, Audrey
Subject: RE: Slippery floors W.I.T.

Yes we could add an additional bar, Audrey may have a bath mat or an non slip application to help, I will defer to her.....

Raymond Torres

VP Operations & Engineering – Jacuzzi Luxury Bath

JACUZZI006383

REV JACUZZI006483

APEN 1339



www.jacuzzi.com

14525 Monte Vista Avenue / Chino, CA 91710

909.247.2158 (o) 909.217.4799 (c) 909.643.2829 (f)

This email and any attachments are confidential and may be legally privileged. If you are not the intended recipient, please notify the author by replying to this email message, and then delete all copies of the email on your system. If you are not the intended recipient, you must not disclose, distribute, copy, print or use this email in any manner. Email messages and attachments may contain viruses. Although we take precautions to check for viruses, we make no assurances about the absences of viruses. We accept no liability and suggest that you carry out your own virus checks.

From: Steve Buckley [<mailto:sbuckley@atlashomeimprovement.com>]
Sent: Tuesday, October 15, 2013 10:54 AM
To: Torres, Ray
Cc: Matt Cooke; Darian Bobby (bobbydar@hotmail.com); David Bobby
Subject: Slippery floors W.I.T.

Hi Ray ,
 Just wondering your thoughts on this . We are having a few customers slipping on bottom of Jacuzzi tub, I am wondering if you have any recommendations on a product and or a bath mat suitable for this issue . Looking for something easy for the elderly.
 Also, are we able to purchase and install the new top mounted grab bar on existing installs ? This may help as well .
 Please advise .

Thank you
 Steve Buckley
 Production Manager/Bath division
SBuckley@atlashomeimprovement.com
 Atlas Home Improvement
 10824 Plaza Drive
 Whitmore Lake, MI 48189
 800-378-1924 (734) 658-3627 Cell (810) 227-8079 Fax

003592

003592

JACUZZI006384

REV JACUZZI006484

APEN 1340

003592

From: Davis, Joseph N. </O=JACUZZI ORGANIZATION/OU=EXCHANGE ADMINISTRATIVE GROUP (FYDIBOHF23SPDLT)/CN=RECIPIENTS/CN=JOSEPH N. DAVISF1C>
To: Martinez, Audrey; Nichols, Mary; Torres, Ray; Borsanyi, Martin
Sent: 9/18/2014 3:24:51 PM
Subject: First Street follow up notes

Very good meeting with Mark and Dave today. Below are the key takeaways:

- Nov National add campaign for T/S
 - o Action: Ray be ready...forecasting 100 for Nov and Dec; 250 for Jan.
- Non slip floor WIT- need a solution here other than just spray on.
 - o Action: Audrey lets review some other options including mats. Please schedule for Monday.
- Internet: a lot of improvements we can do here. I think Martin has gotten them from Steve.
 - o Action: Martin can we change to have black print on white background for the WIT page as its easier to read for Sr's.
 - o Also can we add the jet animation to the site?
- Tub to Shower Dr claim:
 - o Audrey where are we on getting the quote from the DR to use? How much is it going to cost us? Have you been able to reach him?
- WIT of the future: need a fast fill option other than just faucet. Keurig innovation example. They like the idea of a new better looking design with that feature
- WIT advertising: our website talks about the benefits of hydrotherapy; specifically arthritis, restless leg, insomnia. Why did we shoot down their add completely from a legal standpoint?
 - o Action: Audrey, lets get Ron and Anthony on the phone Monday to discuss their add. Please send over a copy when you can.


Joseph N. Davis
President/GM
 Jacuzzi Luxury Bath
 13925 City Center Drive, Suite 200
 Chino Hills, CA 91709

This email and any attachments are confidential and may be legally privileged. If you are not the intended recipient, please notify the author by replying to this email message, and then delete all copies of the email on your system. If you are not the intended recipient, you must not disclose, distribute, copy, print, or use this email in any manner. Email messages and attachments may contain viruses. Although we take precautions to check for viruses, we make no assurances about the absence of viruses. We accept no liability and suggest that you carry out your own virus checks.

JACUZZI006385

REV JACUZZI006485

APEN 1341



003594

003594

JACUZZI006386

REV JACUZZI006486

APEN 1342

003595

003595

Begin forwarded message:

From: MARK GORDON <MARK.GORDON@firstSTREETonline.com>

Date: October 28, 2014 at 10:35:46 AM PDT

To: "Rowan, Bob" <Bob.Rowan@jacuzzi.com>

Subject: slippery tub

JACUZZI006387

REV JACUZZI006487

APEN 1343

Bob,

Here are three more surveys related to the tub seat and floor being slippery.

The last one where the mom slipped off the seat and into the bottom of the tub and they struggled to get her out----is the scariest.

We will be sending shower surveys as soon as we start receiving them.....but given the level of concern/complaints that consumers have related to the slipperiness of the tub---we need to address this issue on the shower before someone slips and really hurts themselves(and of course we need to address this issue for the tub also).

But until you decide to make a change, we are passing along to our sales organization, and consumers, your reassurance that you have studied this issue, and slipperiness isn't a problem and the tub is safe.

Thanks,

Mark

This email and any attachments are confidential and may be legally privileged. If you are not the intended recipient, please notify the author by replying to this email message, and then delete all copies of the email on your system. If you are not the intended recipient, you must not disclose, distribute, copy, print, or use this email in any manner. Email messages and attachments may contain viruses. Although we take precautions to check for viruses, we make no assurances about the absence of viruses. We accept no liability and suggest that you carry out your own virus checks.

003596

003596

JACUZZI006388

REV JACUZZI006488

APEN 1344

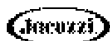
From: Reyes, Regina </O=JACUZZI ORGANIZATION/OU=FIRST ADMINISTRATIVE GROUP/CN=RECIPIENTS/CN=RREYES>
To: Nuanes, Deborah; Martinez, Audrey; Bachmeyer, Kurt
Sent: 11/5/2013 3:43:08 PM
Subject: slippery tubs
Importance: High

Ok, we continue to receive this feedback. I know that the FS units exceed ASTM slip resistant test protocol standards yet we continue to receive these claims. It took little effort on my part to locate a few bath mats. Not sure why Firststreet has so much trouble finding these items. In fact I was at Target last night and noticed some – but I cannot find them on their website today.

How do you feel about me pointing them in the direction of specific items?

http://www.amazon.com/Compac-Select-Safe-T-Shapes-Bathtub-Decals/dp/B000J00EAM/ref=sr_1_fkmr0_2?ie=UTF8&qid=1383682960&sr=8-2-fkmr0&keywords=bath+mat+strips+for+inside+shower

Regina Reyes
 Customer Service Manager



www.jacuzzi.com
 14525 Monte Vista Avenue / Chino, CA 91710
 909.247.2170 (o) Office Hours 8 a.m. to 5:00 p.m. PT
 909.247.2551 (f)

This email and any attachments are confidential and may be legally privileged. If you are not the intended recipient, please notify the author by replying to this email message, and then delete all copies of the email on your system. If you are not the intended recipient, you must not disclose, distribute, copy, print or use this email in any manner. Email messages and attachments may contain viruses. Although we take precautions to check for viruses, we make no assurances about the absences of viruses. We accept no liability and suggest that you carry out your own virus checks.

From: Melanie Borgia [mailto:melanieborgia@gmail.com]
Sent: Tuesday, November 05, 2013 11:45 AM
To: Nuanes, Deborah; Reyes, Regina; First Street Support
Subject: Tub

Hello: I have so many people stating the tub seat and floor are extremely slippery. Literally, unsafe. Is there any type of mat or something that we can do to help this issue? I tried to find online anything to help, but nothing the size we need.

--

Airtite
 Melanie Borgia
 1013 Wood Street
 Scranton, Pa. 18508
 P: 800-687-5153
 F: 570-504-2183
melanieborgia@gmail.com

JACUZZI006389

REV JACUZZI006489

APEN 1345

From: Kelly Dennis <kelly.dennis@aihronline.com>
To: Martinez, Audrey
Sent: 8/13/2015 1:16:51 PM
Subject: Re: Jacuzzi® Walk-in Tub

Audrey,

OK. We are shooting the new TV commercial I bet I can get some footage from Ron Sherman.

Editing the video is easy.. I do it all the time. I work on a Mac so it is easy in iMovie.

Thanks,

Kelly Dennis

National Sales Manager



Aging In The Home Remodelers

Toll Free: 1.888.926.8095

Cell: 972-898-5380

Email: kelly.dennis@aihremodelers.com

3900 S. Wadsworth Blvd Suite 200

Lakewood, CO 80235

Office: 303.222.3200

From: Audrey Martinez <audrey.martinez@jacuzzi.com>

Date: Thursday, August 13, 2015 at 11:13 AM

To: Kelly Dennis <kelly.dennis@aihronline.com>

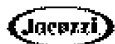
Subject: RE: Jacuzzi® Walk-in Tub

I am not aware of any footage of the walk in tub in production but you'd be welcome to come shoot some.

Working on the raw files....sounds like that might be easier said than done.

Audrey Martinez

Marketing Manager



www.jacuzzi.com

13925 City Center Drive, Suite 200/ Chino Hills, CA 91709

909.247.2582 (o) 909.762.3203 (c)

From: Kelly Dennis [<mailto:kelly.dennis@aihronline.com>]

Sent: Thursday, August 13, 2015 10:11 AM

To: Martinez, Audrey

Subject: Re: Jacuzzi® Walk-in Tub

Audrey,

That is fantastic... do you have any footage of the walk-in tub that I can edit into this video.. And can I get the raw video to edit.

I can at least put some walk-in tub still shots in.

Thanks,

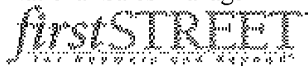
Kelly Dennis

JACUZZI006390

REV JACUZZI006490

APEN 1346

National Sales Manager



Aging In The Home Remodelers

Toll Free: 1.888.926.8095

Cell: 972-898-5380

Email: kelly.dennis@aihremodelers.com

3900 S. Wadsworth Blvd Suite 200

Lakewood, CO 80235

Office: 303.222.3200

From: Audrey Martinez <audrey.martinez@jacuzzi.com>

Date: Thursday, August 13, 2015 at 11:02 AM

To: Kelly Dennis <kelly.dennis@aihronline.com>

Subject: RE: Jacuzzi® Walk-in Tub

That's a great start, I will start putting this together next week. I can come put to Denver to present to your group sometime next month if that works.

In regard to a video, I found this one that has footage of the manufacturing facility. Will this work for what you need it for?

<https://youtu.be/0L7qelkA6G8>

Audrey Martinez

Marketing Manager



www.jacuzzi.com

13925 City Center Drive, Suite 200/ Chino Hills, CA 91709

909.247.2582 (o) 909.762.3203 (c)

From: Kelly Dennis [<mailto:kelly.dennis@aihronline.com>]

Sent: Thursday, August 13, 2015 9:29 AM

To: Martinez, Audrey

Subject: Re: Jacuzzi® Walk-in Tub

Audrey,

Yes, It would great to have this for the Dealer conference. I would also love to have something to present to the AIHR team in the time frame you are talking below. Presenting to our team first will give us a chance to add to it for the Dealer conference if we see something else that should be included that has value.

Feel free to bounce things off of me while you are putting this webinar together.

I am thinking along the same lines as what you presented in the Shower presentation. Discussing the initial design to manufacturing and the components of the walk-in tub. Talk about Jacuzzi®'s manufacturing expertise. How Jacuzzi® is one of the only manufactures that can take one piece of Acrylic and form it to the beautiful walk in tub that we offer our customers.

I can see the webinar including the following:

1. ADA compliant seat
2. ADA compliant grab bar in the walk-in tub
3. Easy reach door handles, controls and shower wand - discuss the engineering of closing the door and the amount of pressure necessary to latch the door
4. Pneumatic push button controls
5. Air control to add air volume to the jets – provide us with the correct way to present this
6. Therapeutic messaging foot jets

JACUZZI006391

REV JACUZZI006491

APEN 1347

7. Low, easy-step entry and non slip floor
8. Durable Acrylic, easy to clean finish
9. No leak door system – I would love an engineering photo showing how the door latches and secures the bathing area.
10. Heater – maintains constant temperature – type of heater
11. Anti-scald technology – will we continue to use this with the FAST FILL faucet
12. Quick release drain – now the FAST DRAIN feature
13. Ozone cleaning system – the type of unit we use and describe the quality of the system
14. Certifications USP, IAPMO, ETL
15. Aromatherapy
16. Chromotherapy
17. Describe our auto purge plumbing system design
18. Tub extender and back shelf provide by Jacuzzi
19. The Bubble jets .. Why we include them.
20. Warranty
21. Manufactured in Valdosta, GA - how we can describe this.. “Assemble in the USA”???
22. Quality control
23. FAST FILL faucet
24. FAST DRAIN

I would like to get into the quality of the pump, in-line heater, the disc system for our ozonator(if that is correct terminology) how the tub is secured on the steel frame. How the plumbing system is set up.

It would be great to differential between all of the jets in the tub...from the back jets, foot jets and the jets under the seat.

A video of these jets would be great.. I know we have the back jets video...maybe we could show the foot jets working as well.

I am sure there are other components and features that you will know better than I to include in the webinar as well.

Audrey, words cannot describe how excited I am about you putting this webinar together This will be very beneficial to all new hires and I believe the veterans will also get a lot out of it as well.

Regards,

Kelly Dennis

National Sales Manager

firstSTREET

Aging In The Home Remodelers

Toll Free: 1.888.926.8095

Cell: 972-898-5380

Email: kelly.dennis@aihremodelers.com

3900 S. Wadsworth Blvd Suite 200

Lakewood, CO 80235

Office: 303.222.3200

From: Audrey Martinez <audrey.martinez@jacuzzi.com>

Date: Thursday, August 13, 2015 at 8:54 AM

To: Kelly Dennis <kelly.dennis@aihronline.com>

Subject: RE: Jacuzzi® Walk-in Tub

I should be able to compile a comprehensive review in 2-3 weeks. Would it make sense to present at the Dealer Conference?

Audrey Martinez

Marketing Manager



JACUZZI006392

REV JACUZZI006492

APEN 1348

003600

003600

003600

www.jacuzzi.com

13925 City Center Drive, Suite 200/ Chino Hills, CA 91709
909.247.2582 (o) 909.762.3203 (c)

From: Kelly Dennis [<mailto:kelly.dennis@aihronline.com>]
Sent: Wednesday, August 12, 2015 5:07 PM
To: Martinez, Audrey
Subject: Re: Jacuzzi® Walk-in Tub

Audrey,

I will get with my RSM's and put an outline together... We want to do this right. So what ever time you need to collect your data is fine..

What do you think is a reasonable time wise once I provide you with an outline.

Fantastic, regarding the video. It really helps to build value to see the product not only from the front side but all the engineering Jacuzzi® puts into the product.

Thanks for everything.

Kelly Dennis

National Sales Manager

firstSTREET

Aging In The Home Remodelers

Toll Free: 1.888.926.8095

Cell: 972-898-5380

Email: kelly.dennis@aihremodelers.com

3900 S. Wadsworth Blvd Suite 200

Lakewood, CO 80235

Office: 303.222.3200

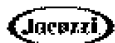
From: Audrey Martinez <audrey.martinez@jacuzzi.com>
Date: Wednesday, August 12, 2015 at 3:28 PM
To: Kelly Dennis <kelly.dennis@aihronline.com>
Subject: RE: Jacuzzi® Walk-in Tub

Hi Kelly. Of course we will conduct a webinar. Get me an outline of the points you'd like to cover and I'll get our team to work on it. What kind of timeline are you looking at?

In regard to the factory video, there have been many versions circulated but we had to pull many of them down because of proprietary information. Let me track down an approved copy for you.

Audrey Martinez

Marketing Manager



www.jacuzzi.com

13925 City Center Drive, Suite 200/ Chino Hills, CA 91709
909.247.2582 (o) 909.762.3203 (c)

From: Kelly Dennis [<mailto:kelly.dennis@aihronline.com>]
Sent: Wednesday, August 12, 2015 2:17 PM
To: Martinez, Audrey
Subject: Jacuzzi® Walk-in Tub

JACUZZI006393

REV JACUZZI006493

APEN 1349

Audrey,

Good afternoon!

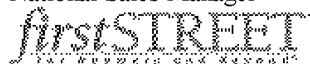
I am reworking the Jacuzzi® Walk-in Tub presentation and I wanted to reach out to you and discuss a couple of topics.

1. Would you consider doing a webinar on all of the features of the walk-in tub and their designed benefits and how they are engineered into the tub? This could also be in a document that provides me more of an in-depth description of the product and the features include in the walk-in tub. i.e. The inline heater, the ozonator, the pump specifications, the pure air system tub design features the manufacturing process that provides the reinforcement of the structured wall system, how the plumbing of the tub is design to gravity purge, the manifold system how it is design to distribute the water through the jets and also how the air is introduced into the jets or anything else that makes up the tub.
2. At one time we used a video of the factory showing the manufacturing of the walk-in tub in Valdosta, GA...are there portions of this video that we can use? It was a big value builder and would love to have something that we can use to help build additional value on the product in the home.

Ok, that's all for now... thanks for your assistance.

Kelly Dennis

National Sales Manager



Aging In The Home Remodelers

Toll Free: 1.888.926.8095

Cell: 972-898-5380

Email: kelly.dennis@aihremodelers.com

3900 S. Wadsworth Blvd Suite 200

Lakewood, CO 80235

Office: 303.222.3200

This email and any attachments are confidential and may be legally privileged. If you are not the intended recipient, please notify the author by replying to this email message, and then delete all copies of the email on your system. If you are not the intended recipient, you must not disclose, distribute, copy, print, or use this email in any manner. Email messages and attachments may contain viruses. Although we take precautions to check for viruses, we make no assurances about the absence of viruses. We accept no liability and suggest that you carry out your own virus checks.

003602

003602

JACUZZI006394

REV JACUZZI006494

APEN 1350

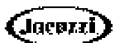
003602

From: Martinez, Audrey </O=JACUZZI ORGANIZATION/OU=EXCHANGE ADMINISTRATIVE GROUP (FYDIBOHF23SPDLT)/CN=RECIPIENTS/CN=AUDREY MARTINEZ66B76F91>
To: 'Norm Murdock'
Sent: 5/29/2015 4:54:57 PM
Subject: RE: Teak mat needed for WIT

Sorry, I forgot to follow up on this one with you. We have a mat being sent to you for approval. It should arrive Tuesday of next week.

Audrey Martinez

Marketing Manager- Aging In Place Bathing



www.jacuzzi.com

13925 City Center Drive, Suite 200/ Chino Hills, CA 91709
 909.247.2582 (o) 909.762.3203 (c)

From: normmurdock@gmail.com [mailto:normmurdock@gmail.com] **On Behalf Of** Norm Murdock
Sent: Tuesday, May 26, 2015 12:47 PM
To: Martinez, Audrey
Subject: Re: Teak mat needed for WIT

Follow-up on this...???

Norm Murdock, CAPS, CSA
 Vice President
 firstSTREET for Boomers & Beyond, Inc
 Phone: 303-222-3207
 Cell: 602-403-6267
 Email: norm.murdock@firststreetonline.com
 Website: www.firststreetinc.com, www.firststreetonline.com

On Mon, May 18, 2015 at 1:49 PM, Norm Murdock <norm.murdock@aihremodelers.com> wrote:
 Audrey-

I have a customer who filed a compliant with the AG due to the tub being too slippery & wife falling.

We attempted to install Kahuna Grip but the customer rejected it & would not allow us to install it.

Is it possible to get a teak mat for this tub?

Please advise...thx,

Norm Murdock, CAPS, CSA
 Vice President
 firstSTREET for Boomers & Beyond, Inc
 Phone: [303-222-3207](tel:303-222-3207)
 Cell: [602-403-6267](tel:602-403-6267)
 Email: norm.murdock@firststreetonline.com
 Website: www.firststreetinc.com, www.firststreetonline.com

JACUZZI006395

REV JACUZZI006495

APEN 1351

From: dnuanes <deborah.nuanes@jacuzzi.com>
To: Reyes, Regina
Sent: 4/16/2014 5:34:34 PM
Subject: FWD: Customer slipped and states she is not strong enough to press the button and turn drain knob

The following incident has been forwarded to you by:
 Deborah Nuanes(deborah.nuanes@jacuzzi.com)

Sender's Comment

Regina,

Who do I send this to?

customer slipped and fell in the tub, she said the floor of the tub is very slippery. she said she slipped off of the seat. she said she has neuropathy, and she doesn't have the hand strength to push the buttons or turn the knob to drain the tub.

these are the notes from the customer's initial call to us:

the 'slippery floor' concern has been addressed by your most recent newsletter (offering the non-slip coating). I will offer that as an option when the other concerns are addressed.

the other concerns all seem to be engineering / product tolerance issues. It would be great if these concerns can be remedied; but the next best thing would be for us to understand the product tolerances (ie- is there a way to measure the maximum force needed to turn the drain knob or push in the buttons?)

We were not comfortable telling a concerned customer that they have to accept the tub as it is (because the product meets it's spec-tolerances), unless/until we know that to be true.

thank you
 ray

Contact Information

First Name: Larry
Last Name: Harris
Type: Consumer
Title:
Primary Phone: 251-709-7163
DLR/Agent #:
DLR/Agent Name:
Lowe's Store #:
Region/Territory:
ShipTo Acct Sequence:
ShipTo Account Name: AMERICAN HOME DESIGN

Reference #140415-000020

JACUZZI006396

REV JACUZZI006496

APEN 1352

Summary: Customer slipped and states she is not strong enough to press the button and turn drain knob

Rule State: 02. In Progress

Product Level 1: Jacuzzi Luxury Bath

Product Level 2: Walk-in

Product Level 3: FirstStreet

Category Level 1: Product

Category Level 2: Surface Quality

Category Level 3: Acrylic (components/products)

Category Level 4: Deck surface

Date Created: 04/15/2014 08:14 AM

Last Updated: 04/15/2014 12:24 PM

Status: Waiting

Assigned: Deborah Nuanes

Serial Number: BDHX2L

Purchase DLR/Agent #: 70001017

PurchaseDLR/Agent: FIRSTSTREET BOOMERS & BEYOND

Model: LW50959

Model Desc: FS 5229 C LH SLN HTR SKT WHT

Manufacture Date: 01/02/2014

Early Warning: No

Auth Date:

Auth #:

Auth By:

Auth Amount:

Auth Parts:

Auth Labor:

Auth Travel:

Brand: JLB

First Call Resolutio:

Warranty Status: Yes

Account Number:

FIR #:

Region/District:

Date CCR Created:

FIR Disposition:

CCR#:

Sales Order #:

Date Consumer Contacted: 04/15/2014

Service Date:

Balance Due: No

Follow Up Date:

CCR \$:

Auth Comments

District Sales Rep

Description of Problem

Discussion Thread

Response Via Email (Yvette Maldonado)

04/15/2014
08:14 AM

LVM called customer

Note (Yvette Maldonado)

04/15/2014
08:14 AM

JACUZZI006397

REV JACUZZI006497

APEN 1353

3-18 rp

customer slipped and fell in the tub, she said the floor of the tub is very slippery. she said she slipped off of the seat. she said she has neuropathy, and she doesn't have the hand strength to push the buttons or turn the knob to drain the tub.

these are the notes from the customer's initial call to us:

the 'slippery floor' concern has been addressed by your most recent newsletter (offering the non-slip coating). I will offer that as an option when the other concerns are addressed.

the other concerns all seem to be engineering / product tolerance issues. It would be great if these concerns can be remedied; but the next best thing would be for us to understand the product tolerances (ie- is there a way to measure the maximum force needed to turn the drain knob or push in the buttons?)

We were not comfortable telling a concerned customer that they have to accept the tub as it is (because the product meets it's spec-tolerances), unless/until we know that to be true.

thank you
ray

003606

003606

JACUZZI006398

REV JACUZZI006498

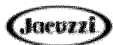
APEN 1354

From: Martinez, Audrey </O=JACUZZI ORGANIZATION/OU=EXCHANGE ADMINISTRATIVE GROUP (FYDIBOHF23SPDLT)/CN=RECIPIENTS/CN=AUDREY MARTINEZ66B76F91>
To: 'melissa@hausnerconstruction.com'
Sent: 5/23/2013 1:33:51 PM
Subject: RE: UL Listing & Slip Resistant Rating
Attachments: ULListing2013.pdf

Here is the UL listing.

Audrey Martinez

Marketing Manager- Aging In Place Bathing



www.jacuzzi.com
 13925 City Center Drive, Suite 200 / Chino Hills, CA 91709
 909.247.2582 (o) 909.762.3203 (c)

This email and any attachments are confidential and may be legally privileged. If you are not the intended recipient, please notify the author by replying to this email message, and then delete all copies of the email on your system. If you are not the intended recipient, you must not disclose, distribute, copy, print or use this email in any manner. Email messages and attachments may contain viruses. Although we take precautions to check for viruses, we make no assurances about the absences of viruses. We accept no liability and suggest that you carry out your own virus checks.

From: melissa@hausnerconstruction.com [mailto:melissa@hausnerconstruction.com]
Sent: Thursday, May 23, 2013 10:06 AM
To: Martinez, Audrey
Subject: UL Listing & Slip Resistant Rating

Hi Audrey,

I know when you were in the office last week Matt and Miguel spoke to you about a job in Oceanside that we are having a hard time pulling the permit due to the UL listing not being current. This job is still on hold due to this issue. Is there anything you can give me in order to expedite the permit process as this job needs to be installed ASAP.

You had also told Matt that you had some paperwork on the Slip Resistant Ratings. We currently have a customer that is complaining about how slippery the tub is. I would like this paperwork so I can show her these tubs actually exceed the standards.

Thank you so much for handling our tub issue last week so quickly!

Thank You,
Melissa
 Designed for Seniors
 L.J. Hausner Construction Co.
 1541 Parkway Loop, Suite E
 Tustin, CA 92780
 (714) 544-3100 Office
 (714) 544-6233 Fax

003607

003607

JACUZZI006399

REV JACUZZI006499

APEN 1355

LISTING REPORT

INTERTEK TESTING SERVICES NA INC.

25791 Commercentre Dr

Lake Forest, CA 92630

Project No. 3076105 G10126190
 3109660-108 *G101138846
 2007036-108
 3113337-108
 3120156-108
 2008063-108
 3156749-108
 3168474-108
 3168389-108
 3175654-108
 3184407-108
 3189161-108
 3191530-108
 3192704-108
 3196514-108
 G100163952-108
 G100288005-108
 G100410763-108
 G100538332-108
 G100949082

Issued: 07/15/05
 Revised: 04/23/2013
 Page 1 of 26

NOTE TO FUS Group: This report replaces Intertek Report 3076105-001 and incorporates all previous revisions.

REPORT NO. 3076105LAX-001
 INSPECTION, TESTS AND EVALUATION
 OF A
 HYDROMASSAGE BATHTUBS, COMBINATION BATHS
 RENDERED TO
 JACUZZI LUXURY BATH
 CHINO, CA

GENERAL: This Report gives the results of the inspection, tests and evaluation of Hydromassage Bathtubs, Combination Baths for compliance with applicable requirements of the Standard for Safety for Hydromassage Bathtubs, (UL 1795 4th Ed. 08/05/09). This investigation was authorized by Mr. Ernesto Vasquez, Purchase Order No. T2327, dated 04/18/05. The investigation was begun on 05/03/05 and completed on 05/04/05. This project was based on testing by UL, File No. E21903. This listing report has been transferred to Laguna Niguel, CA facility. Sample of Finestra series was provided by the client on 03/26/07 and evaluated at client's Chino Facility. A new investigation was carried out and a sample in good condition of a model finestra model NM40 was evaluated and tested from 05/23/11 to 05/26/11 at client's Chino facility. First Street models were added on 01/14/2013 after evaluation to the Standard.

Standard for Safety Hydromassage Bathtubs, (UL 1795, Issue: 2009/08/05 Ed: 4 Rev: 2012/01/13)

Applicant: Jacuzzi Luxury Bath
 14525 Monte Vista Ave.
 Chino, CA 91710 USA
***Contact:** Vincent Cabrera
Phone: 909-247-2158
Fax: 909-643-2829
***Email:** Vincent.Cabrera@jacuzzi.com

Manufacturer: Jacuzzi Luxury Bath
 512 Highland Dr.
 Valdosta, GA 31603 USA
Contact: Dennis Parry
Phone: 229-671-4850
Fax: 229-671-7979
Email: N/A

This report is for the exclusive use of Intertek's Client and is provided pursuant to the agreement between Intertek and its Client. Intertek's responsibility and liability are limited to the terms and conditions of the agreement. Intertek assumes no liability to any party, other than to the Client in accordance with the agreement, for any loss, expense or damage occasioned by the use of this report. Only the Client is authorized to copy or distribute this report and then only in its entirety. Any use of the Intertek name or one of its marks for the sale or advertisement of the tested material, product or service must first be approved in writing by Intertek. The observations and test results in this report are relevant only to the sample tested. This report by itself does not imply that the material, product, or service is or has ever been under an Intertek certification program.

SD 16.3.10b (8/23/04)

PRIVILEGED AND CONFIDENTIAL

JACUZZI006400

REV JACUZZI006500

APEN 1356

Intertek Testing Services NA Inc.

Report No. 3076105LAX-001
Jacuzzi Luxury Bath

Page 2

Issued: 07/15/05
Revised: 04/23/2013

<u>Report Composition:</u>	<u>Numbering</u>
Cover	1
*Revisions	2, 2A, 2B, 2C, 2D, 2E
Main Report	3, 4, 4A – 4G, 5, 5B, 6 - 22, 18A, 22A, 22B, 22C, 22D, 22E, 22F, 22G, 22H, 22I
Illustrations	23 – 24, 24A-G
Components Requiring Yearly Testing	25 – 26
*Total Number of Pages	62

REVISION SUMMARY - The following changes have been made to this Report:

<u>Date/Project #</u>	<u>Project Handler</u>	<u>Page</u>	<u>Item</u>	<u>Description of Change</u>
10/14/05 3085325	S. Holbert II	Cover		Added revision date and note to FUS.
		3, 4		Added model Espree 6036.
		5		Added test performance No. 2.
		6		Updated signatures.
		10	12c)	Added additional required marking.
		22		Corrected typo.
		22A		Added new photo page.
		22B		Added new component description page.
11/10/05 3086552	S. Holbert II	24A		Added new illustration page.
		Cover		Updated revision date.
		5		Added Test Performance No. 3.
		6		Re-issued.
12/20/05 3088167	S. Holbert II	22B	3	Added alternate blower model M3-300-750-120/60-N+JB01A.
		22B	4	Added alternate check valve model Mani-SD.
		Cover		Changed date
		6		Updated signatures
01/10/06 3085326	S. Holbert II	20	3	Added alternate ABS Harborlac material for suction cover fitting for model 6651.
		22	6	Added alternate ABS Harborlac material for suction cover fitting for model 6651.
		22B	6	Added alternate ABS Harborlac material for suction cover fitting for model 6651.
		Cover		Updated revision date and updated total number of pages from 26 to 35.
		3, 4		Added Affinity Models, BE79, BE80, and R360.
		5A		Added performance page.
		6		Updated revision date.
		9	i	Added required marking.
		22C-22G		Added photo and component description pages for Affinity model.
		26		Added Suction Fitting to table.

SD 16.3.10b (8/23/04)

PRIVILEGED AND CONFIDENTIAL

JACUZZI006401

REV JACUZZI006501



APEN 1357

Intertek Testing Services NA Inc.

Report No. 3076105LAX-001
Jacuzzi Luxury Bath

Page 2A

New: 02/22/06
Revised: 02/27/07

<u>Date/Project #</u>	<u>Project Handler</u>	<u>Page</u>	<u>Item</u>	<u>Description of Change</u>
02/22/06	L. Daniel	Cover		Updated revision date
		2		Add revision page 2A and update report numbering
		2A		Added new revision page 2A
		3, 4, 4A		Added new Models; BK10, BK20, BK30, DT10, DY45, DY75, DT20, DT30, DT50, DY90, DZ05, DZ20, DZ35, DX50, DX60, DX70, FE05, FD65, FD85, FM25, FL85, FL05, FG45, FG05, FG25, DT00, DT40, and DY60
		4A		Added new page because overflow of table from page 4
		5A		Added Test Performance No. 5
		6		Updated signatures
		18	6	Added alternate blower – IES Model 12510120F3JV
		20	4	Added alternate controller – IES Model IBS 4-240
		20	8	Added alternate motors – Emerson Model T55CXCJF-1341 and Emerson Model T55CXCJD-1338
02/24/06	L. Daniel	Cover		Updated revision date
		6		Update signatures
		10		Added new marking “NOT SUITABLE FOR FIELD-INSTALLED HEATER”
		18	3	Added new controller; Gecko Inc., Model DTHHD2
04/05/06 3095501	S. Holbert II	Cover, 2 3, 4A		Updated revision date and total number of pages from 35 to 37.
		6		Added Mito 6 Model DZ95.
		22H		Updated signatures.
		22I		Added Photo Nos. 9 & 10.
				Added component description page for Mito 6 Model DZ95.
2/9/2007 3109660	G. Singh	1, 2A, 5, 5A, 6, 20, 22F,	Marked as “*”	Added alternate heaters, Manufactured by Global Power, Model GPH001, Model GPH002 & GPH003.  J. Sharma
02-27-07 / 2007036	C. Thakur			Changed 420 North Dorothy Drive, Richardson, TX 75081 to 27611 La Paz Road, Suite C, Laguna Niguel, CA 92677. Changed report no. from 3076105DAL-001 to 3076105LAX-001 on all pages. Changed applicant contact name from Mr. Ernesto to Ms. Brenda Madonna. Changed contact name at manufacturing location from Mr. Richard Gonzalez to Francisco Lopez. Changed applicant address from 14801 Quorum Drive, Suite 550, Dallas, TX 75254 to 14880 Monte Vista Ave., Chino, CA 91710, USA. Changed applicant phone & fax no. from 972-232-3224 & 972-232-3190 to 909-548-7732 & 909-548-7739 respectively. This is an administrative change only.  K. Kapoor

SD 16.3.10b (8/23/04)

PRIVILEGED AND CONFIDENTIAL

JACUZZI006402

REV JACUZZI006502

APEN 1358

003610

003610

003610

Report No. 3076105LAX-001
Jacuzzi Luxury Bath

Intertek Testing Services NA Inc.

Page 2B

New: 02/27/07
Revised: 10/29/09

Date	Project #	Project Handler	Reviewer	Page	Item	Description of Change
03/07/07	3113337-108	G Singh	D. Woodcock	1	Marked *	Changed contact person, ph and Fx #
				2B	-	Added revision page
				20, 22B, 22G, 22I	Marked *	Added ozone generator
				24B, 24C	-	Added illustrations
03/29/07	3120156-108	D. Woodcock	J Cheng	1, 2, 2B, 3, 4A, 17, 18, 20, 22B, 22G, 22I	Marked *	Revised report add series Finestra series, Added alternate blower motor and Added alternate ozone generator
				Added: 18A, 24D-24G		
06/03/08	2008063-108	B. Parikh	G Singh	1, 2B, 3	Marked as **	Changed model # ESPREE 6036 to ESPREE DS75 on page 3.
07/03/08	3156749-108	R Mehta	G Singh	1, 2B, 20	Marked with **	Added alternate component under item 4 and 6.
12/05/08	3168474-108	G Singh	C. Thakur	1, 2, 2E 5, 6.	Marked **	Updated to UL 1795, 3 rd Ed. Dated March 30, 1999, Rev September 22, 2006
12/31/08	3168389	L Lam	C. Thakur	Cover	Marked **	Updated the Applicant's information. Changed the manufacturer Jacuzzi Whirlpool Bath to Jacuzzi Luxury Bath and updated its information.
				18	Marked **	Deleted Manufacturer Bathcraft Inc. Added the alternate cETLus recognized Hydromassage bathtub controller models DH3101, DL3201, DL3001, and DL3002 manufactured by Global Power International Group LTD, under item 3 of page 18.
				18A	Marked **	Added the alternate cETLus recognized Blower, Model BM2000 manufactured by Global Power International Group LTD., under item 6 of page 18A.
03/25/09	3175654	L. Lam	C. Thakur	20	Marked **	Added the alternate motor under item 8 of page 20.
06/30/09	3184407	L. Lam	C. Thakur	2, 20, 22B, 24B, 24BB	Marked **	Page 2 – Changed total number of page. Added alternate recognized ozone generators, models GW87000, GW97000, and GX32000 under item 9, page 20, and under item 10, page 22B. Page 24B - Added new picture of model GW8700. Added new page 24BB for pictures of model GW97000 & GX32000
10/12/09	3189161-108	B. Parikh	C. Thakur	1, 18A, 25	Marked **	Added alternate Blower manufactured by Global Power on Page 18A. Changed Intertek's address. Changed CEC address on Page 25.
10/13/09	3191530	M. Zureigat	C. Thakur	1, 2B, 3, 4A	Marked **	Added Model GX70
10/29/09	3192704-108	R. Karki	C. Thakur	1, 2, 2B, 22B, 22I, Added new page 5B	Marked **	Corrected Manufacturer's address from 517 to 512. Added alternate motors manufactured by Emerson model no. K41GWAAP-1013, K41GWAAB-1001, K41GWAAA-1000

SD 1a, 3, 10b (R/23/04)

PRIVILEGED AND CONFIDENTIAL

JACUZZI006403

REV JACUZZI006503


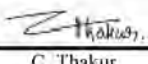
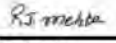
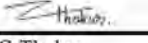

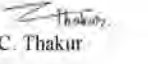



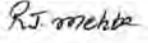
APEN 1359

Report No. 3076105LAX-001
Jacuzzi Luxury Bath

Intertek Testing Services NA Inc.

Page 2C

Issued: 12/07/09
Revised: 10/21/11

<u>Date</u>	<u>Project #</u>	<u>Project Handler</u>	<u>Reviewer</u>	<u>Page</u>	<u>Item</u>	<u>Description of Change</u>
12/07/2009	3196514-108	 T. Shah	 C. Thakur	1, 2, 2C, 4B, 4C, 4D, 4E & 4F	Marked **	PAGE 2 – In report composition section, page 2C added in revisions, page 4B-4F added in main report and total number of pages changed from “49” to “55”. New PAGE 2C added. PAGE 3 – In product covered section, new models (similar in construction and electrical ratings but aesthetically different) are added. PAGE 4B – 4F added.
07/24/10	G100163952-108	 R Mehta	 C Thakur	1, 2C, 5B, 20, 22, 22B, 22E, 22I	Marked **	Added alternate suction Fitting Model: 25218-0XX on pages 20, 22, 22B, 22E, 22I. Also added the test summary No.8 under page 5B. Updated Applicant's contact information.
12/27/10	G100288005-108	 L. Lam	 C. Thakur	1, 2, 2C, 3, 3A, 3B, 4E, 4F	Marked **	Page 2: Updated the total number of page Page 3: Added the alternate model name Acero and Mio, and alternate models KM50, KU50, KV50 and KW50 Page 3A & B: Added new pages for model designation system Page 4E: Replaced new Table to include models KM50, KU50, KV50 and KW50 Page 4F: Replaced new Table for alternate model name Acero and Mio
05/26/11	G100410763-108	 B Parikh	 R. Mehta	1, 2C, 3, 4F, 5B, 6, 18, 18A, 20.	Marked *	Updated standard UL 1795 to 4 th edition, Issue: 2009/08/05 Rev: 2010/03/23. Added new Finestra model NM38, NM39, NM40, NM48, NM49, NM50, NN18, NN19, NN20, NN28, NN29, NN30 and model similarities on page 3 and 4F. Added new test performance on page 5B. Added new conclusion on page 6. Added controller Manufactured by CG Air Systems Inc, for Finestra models NN & NM series on page 18. Added alternate blower, manufactured by Global Power, model BM2002 and Air supply of future Inc 1-251012OF6J on page 18A and suction fitting Model: 25216 on page 20.
10/21/11	G100538332-108	 A. Joshi	 R. Mehta	1, 2C, 3, 3A, 4F	Marked *	1: Updated the report revision date, 2C: Updated revision summary 3: Added two new product families: First Street: FIS & FIT 3A: Added new product family of walk-in: FIS and FIT. 4F: Added two new product family of FIRST STREET 5230 WALK-IN with product code FIS 5230 XXX XXX X and FIRST STREET 5230 3-T WALK-IN with product code FIT 5230 XXX XXX X. New product family has electrical ratings and physical dimension similar to existing models covered in this report and the components are recognized, so no testing was deemed necessary.

SD 1a,3,10b,(8/23/04)

PRIVILEGED AND CONFIDENTIAL

JACUZZI006404

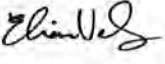
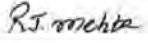

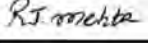
REV JACUZZI006504

APEN 1360

Report No. 3076105LAX-001
Jacuzzi Luxury Bath

Intertek Testing Services NA Inc.
Page 2D

Issued: 12/07/09
Revised: 01/14/2013

Date	Project Handler	Reviewer	Page	Item	Description of Change
Project # 11/01/12 G100949082		 Rahul Mehta		Marked *	Nidec Motor Corp Motors was formally Emerson. Emerson was bought out by Nidec Motor Corps. Part numbers were revised and added as alternate motors. Motors listed under Emerson and Nidec are identical models. Only the name and numbers have changed.
	Eliana Velazquez.		1,		Page 1: Updated Standard to most recent edition/ revision date from standard UL 1795 to 4 th edition, Issue: 2009/08/05 Rev: 2010/03/23 to standard UL 1795 to 4 th edition, Issue: 2009/08/05 Rev: 2012/01/13. Page 1: Updated contact name from Garo Paroonagian to Ray Torres. Updated telephone contact number from 909-643-2810 to 909-247-2158 Updated contact email from garo.paronagian@jacuzzi.com to ray.torres@jacuzzi.com
			2		Updated Page numbering to include new pages
			5B,		Page 5B: added test summary No 10 for standard update
			6,		Page 6: Added Conclusion No. 3 for standard update
			20,		Page 20, No 8: Added alternative motors Nidec Motor Corp Part No (s): C055KNP5044PA3H, S055NFE7055PA3K, C055JTG2006PA3H
			22B,		Page 22B, No.9: Added alternative motors Nidec Motor Corp Part No (s): K041AAA1000PA3H, K041AAB1001PA3H, K041AAP1013PA3H
			22I,		Page 22I, No10: Added alternative motors Nidec Motor Corp Part No (s): K041AAA1000PA3H, K041AAB1001PA3H, K041AAP1013PA3H
			2D, 22J		Added page 2D, 22J
01/14/2013			1	Gen.	Added Revision Information
	D. Goldstein		2	Page#	Updated Page Numbering
			2D	Rev.	Added Revision Details.
G101026190L AX		R. Mehta	3	Models	Added new models FIRST STREET 5229 WALK-IN models FIS 5229 CRX 1CH, FIS 5229 CLX 1CH, 5229 3-T WALK-IN models FIT 5229 CRX 1CH, FIT 5229 CLX 1CH
			3A	Sim.	Added similarities between 5229 First Street models and existing, 5230 First Street models.
			4G	All	Added new page. Added new models FIRST STREET 5229 WALK-IN models FIS 5229 CRX 1CH, FIS 5229 CLX 1CH, 5229 3-T WALK-IN models FIT 5229 CRX 1CH, FIT 5229 CLX 1CH
			25	Addr.	Updated CEC Address TO "Intertek Testing Services NA Inc. 45000 Helm Street, Suite 150 Plymouth Twp., MI 48170 USA" FROM " 13200 Levan Road Livonia, MI 48150 USA"

SD 1a,3,10b (8/23/04)

PRIVILEGED AND CONFIDENTIAL

JACUZZI006405

REV JACUZZI006505

APEN 1361

Intertek Testing Services NA Inc.

Report No. 3076105LAX-001
Jacuzzi Luxury Bath

Page 2E

Added 04/23/2013

04/23/2013

A. Bali

A. Bali

G101138846L
AX

<u>1</u>	*	Changed applicant contact from Ray Torres to Vincent Cabrera and email address for applicant changed from ray.torres@jacuzzi.com to Vincent.Cabrera@jacuzzi.com
<u>2</u>	Page#	Added page 2E to revision and updated total number of pages from 60 to 62
2E	Rev.	Added page 2E for revision.
5B	*	Added test performance#11 on Page 5B
18	*	Added alternate pneumatic control switch to item 3 controller
18A	*	Added, alternate blower to item 6 blower pump
20	*	Added alternate heater item 2 page 20
	*	Added alternate motor to item8 page 20
	*	Added alternate ozone generator item9 page20
	*	Added page 20A
20A	*	Added new component item10 bath light
	*	Added junction box to item 11 to page 20A
	*	Added receptacles inside it to item 11 to page 20A
	*	

SD 1a,3,10b (8/23/04)

PRIVILEGED AND CONFIDENTIAL

JACUZZI006406

REV JACUZZI006506

APEN 1362

Intertek Testing Services NA Inc.

Report No. 3076105LAX-001
Jacuzzi Luxury Bath

Page 3

Issued: 07/15/05
Revised: 1/14/13

PRODUCT DESCRIPTION**PRODUCT COVERED**

Hydromassage Bathtubs, Combination Baths

- Acero / Alesio Models HQ30, HW55, HW60, HW65, HW70, HW75, HW80, HW85, HQ70, HX55, HX60, HX65, HX70, HX75, HX80 & HX85
- Allusion Models: BK10, BK20, BK30, BT60, BT70, BT80, JA55, JA65, JA70, JA75, JA80, JA85, JB55, JB65, JB70, JB75, JB80, JB85, JC55, JC65, JC70, JC75, JC80 & JC85
- Affinity Models: BE79, BE80, and R360
- Bellavista Models: DT10, DY45, DY75, DT20, JD55, JD60, JD65, JD70, JD75, JD80, JD85, JG55, JG60, JG65, JG70, JG75, JG80, JG85, JH55, JH60, JH65, JH70, JH75, JH80, JH85, JL55, JL60, JL65, JL70, JL75, JL80 & JL85
- Ciprea Models: DT30
- Cortina Models: DT50
- Duetta Models: DY90, DZ05, DZ20, DZ35, JQ50, JQ55, JQ60, JQ65, JQ70, JQ75, JQ80, JQ85, JR50, JR55, JR60, JR65, JR70, JR75, JR80, JR85, JS50, JS55, JS60, JS65, JS70, JS75, JS80, JS85, JT50, JT55, JT60, JT65, JT70, JT75, JT80 & JT85
- Elara Models: DX50, DX60, DX70, JV50, JV55, JV60, JV65, JV70, JV75, JV80, JV85, JX50, JX55, JX60, JX65, JX70, JX75, JX80, JX85, JY50, JY55, JY60, JY65, JY70, JY75, JY80 & JY85
- Espree DS75
- Fuzion Models: FE05, FD65, FD85, FM25, FL85, FL05, FG45, FG05, FG25, KL55, KL60, KL65, KL70, KL75, KL80, KL85, GL50, KM50, KM55, GL55, KM65, KM70, KM75, KM80, KM85, KN55, KN60, KN65, KN70, KN75, KN80, KN85, KR55, KR60, KR65, KR70, KR75, KR80 & KR85
- Real Models: DT00, KT55, KT60, KT65, KT70, KT75, KT80 & KT85
- Sabella Models: DT40
- Venicia Models: DY60, KY55, KY60, KY65, KY70, KY75, KY80 & KY85
- Mito 6 Model: DZ95
- Mio / Moda Models HR20, HY55, HY60, HY65, HY70, HY75, HY80, HY85, HR60, HZ55, HZ60, HZ65, HZ70, HZ75, HZ80 & HZ85
- Finestra Model: EW05, EW10, EW35, EW40, EY30, EY35, EY70, EY75, KB55, KB60, KB65, KB70, KB75, KB80, KB85, KC55, KC60, KC65, KC70, KC75, KC80, KC85, KD55, KD60, KD65, KD70, KD75, KD80, KD85, KE55, KE60, KE65, KE70, KE75, KE80, KE85, KF55, KF60, KF65, KF70, KF75, KF80, KF85, KG55, KG60, KG65, KG70, KG75, KG80, KG85, KH55, KH60, KH65, KH70, KH75, KH80, KH85, KJ55, KJ60, KJ65, KJ70, KJ75, KJ80 & KJ85, NM38, NM39, NM40, NM48, NM49, NM50, NN18, NN19, NN20, NN28, NN29, NN30
- Salerno Salon Model GX70, KU50, KU55, KU60, KU65, KU70, KU75, KU80, KU85, HB00, KV50, KV55, KV60, KV65, KV70, KV75, KV80 & KV85
- Sia Models GN07, KW50, KW55, KW60, KW65, KW70, KW75, KW80, KW85, GN05, KX55, KX60, KX65, KX70, KX75, KX80 & KX85
- FIRST STREET 5230 WALK-IN models F1S 5230 XXX XXX X
- FIRST STREET 5230 3-T WALK-IN models F1T 5230 XXX XXX X.
- FIRST STREET 5229 WALK-IN models F1S 5229 CRX 1CH, F1S 5229 CLX 1CH
- FIRST STREET 5229 3-T WALK-IN models F1T 5229 CRX 1CH, F1T 5229 CLX 1CH

PRODUCT DESCRIPTION

Hydromassage Bathtubs, Combination Baths

The products covered acrylic (fiber glass reinforced) permanently installed hydromassage bathtubs intended for permanent installation. They are provided with a factory installed water-circulating pump, factory installed blower with heater or may be provided with a separate factory-installed heater. The blower provided air input through holes located on the bottom tub via piping around the bottom of the tub.

ELECTRICAL RATINGS

The hydromassage bathtub's electrical ratings shall be the same as those of the controller, if employed, or of the pump/motor combinations. If a heater is provided with a unit employing a pump, the heater is powered through a second separate source of supply. Please refer to Table 1.

SD 16.3.10b (8/23/04)

PRIVILEGED AND CONFIDENTIAL

JACUZZI006407

REV JACUZZI006507

APEN 1363

003615

003615

003615

Intertek Testing Services NA Inc.

Report No. 3076105LAX-001
Jacuzzi Luxury Bath

Page 3A

New: 12/27/10
Revised: 01/14/13

MODEL SIMILARITY

All the models are similar in construction; electrical ratings and components except as noted in this report. Please refer to Table 1.
Model Series Finestra is electrically identical to other models in this report, the design is different and the unit is provided with a door for walk-in. First Street models 5229 are all similar in construction; electrical ratings and components to models 5230.

Model Designation System: XXX XXXX - XXX - XXX - X
I II III IV VI

I - Product Family

Luxury Codes		Comfort Codes	
ACE	Acero	AMI	Amiga
ALL	Allusion	AMS	Amiga Skirted
BEL	Bellavista	CAP	Capella
DUE	Duetta	CPS	Capella Skirted
ELA	Elara	CET	Cetra
FUZ	Fuzion	CTS	Cetra Skirted
MIO	Mio	GAL	Gallery
REA	Real	GLF	Gallery Freestanding
SAL	Salemo	LUN	Luna
SIA	Sia	LUX	Luxura
Walk-in Codes		LXS	Luxura Skirted
F4N	Finestra 14" Seat	MIT	Mito
F7N	Finestra 17" Seat	MJS	Majora Skirted
		NOV	Nova
		NVS	Nova Skirted
Freestanding Codes		RIV	Riva
ERD	Era Double Ended	RVF	Riva Freestanding
ERS	Era Slipper	SIG	Signa
GLF	Gallery Freestanding	SGS	Signa Skirted
MOR	Morphosis	TAR	Tara
RVF	Riva Freestanding	TRS	Tara Skirted
Espree Codes		XXT	Integral Tile Flange
ESP	Espree	XX2	2 panel skirt
EPS	Espree with Skirt	XXO	no overflow
Export & Old Codes		Este Codes	
CIV	Civa	ALR	Allura
CPV	Cappella Space Saver	FES	Festiva
GAC	Gallery Corner	NOU	Nouvelle
HAR	Harmony	OVE	Ovelle
VAN	Vantage	PEN	Penterra
VAS	Vantage with Skirt	QUA	Quasar
GAC	Gallery Corner		

WALK-IN	
F1S	FIRST STREET WALK-IN
F1T	FIRST STREET 3-T WALK-IN

II - Size Codes

XX - Length

XX - Width

III - Experience and Drain and Equipment

X - Experience Codes

A - Air (Pure Air) W - Whirlpool C - Combo (Salon Spa)

X - Drain Codes

C - Center R - Right L - Left U - Universal

X - Equipment Codes

R - Right L - Left D - Dual B - Right Back E - Left Back

F - Right Front G - Left Front X - None Z - Display

SD 16.3.10b (8/23/04)

PRIVILEGED AND CONFIDENTIAL

JACUZZI006408

REV JACUZZI006508

APEN 1364

Intertek Testing Services NA Inc.

Report No. 3076105LAX-001
Jacuzzi Luxury Bath

Page 3B

New: 12/27/10

Model Designation System: (continued)

IV – Controls and Feature

X – Controls Codes

X – None

1 – Manual Control

2 – J2 Basic Control

4 – J4 Luxury Control

5 – J5 LCD Control

J – Old Elara & Duetta (J12 – 12 jets)

T/W – Teak or Wenge (T28 – TEAK 208V)

A – Appollo (Harmony only)

GEC – Gecko Airbaths

XX – Feature Codes

XX – None

CX – Chromatherapy

CH – Chromatherapy and Heater

CJ – Chromatherapy, Heater and Extra Jets

HX – Heater

BM – Back Massage (Espree)

CW – Chromatherapy, Heater and Whisper

IH – Illumatherapy, Heater

IW – Illumatherapy, Heater and Whisper

XX – Korean Motor

JK – Extra Jets + Korean Motor

1X – Harmony Only with handrails

11 – Harmony Only with handrails + faucet drilled

28 – 208 Volt (Fuzion only)

VI – Color

X – Color Codes

W – White

A – Almond

Y – Oyster

B – Black

V – Silver

SD 16.3.10b (8/23/04)

PRIVILEGED AND CONFIDENTIAL

JACUZZI006409

REV JACUZZI006509

APEN 1365

003617

003617

003617

Intertek Testing Services NA Inc.

Report No. 3076105LAX-001
Jacuzzi Luxury Bath

Page 4

Issued: 07/15/05
Revised: 02/27/07

TABLE 1

Model#	Model Name	Dimensions			Blower Motor	No. and Size of Jets/Air Holes	Heater	Pump/Motor (Amp)	Ave. Oper. Gals.	Electronic Controls (Y/N)
		L	W	H						
Luxury/Designer Combination Bath Collection										
BE79	Affinity RH	68	68	36	12 A	1 HTA / 4 HTC / 4 BMH / 2 SPN	12 A	16 A	120	Y
BE80	Affinity LH	68	68	36	12 A	1 HTA / 4 HTC / 4 BMH / 2 SPN	12 A	16 A	120	Y
R360	Affinity Entertainment	68	68	36	12 A	1 HTA / 4 HTC / 4 BMH / 2 SPN	12 A	16 A	120	Y
BK10	Allusion 7242	72	42	26	12 A	4 HTC / 6 Hydro Air / 125 air holes	8.3 A	8 A	85	Y
BK20	Allusion 7236	72	36	26	12 A	4 HTC / 6 Hydro Air / 125 air holes	8.3 A	8 A	70	Y
BK30	Allusion 6636	66	36	26	12 A	4 HTC / 6 Hydro Air / 125 air holes	8.3 A	8 A	55	Y
BT60	Allusion 7242	72	42	26	12 A	4 HTC / 6 Hydro Air / 125 air holes	8.3 A	8 A	85	Y
BT70	Allusion 7236	72	36	26	12 A	4 HTC / 6 Hydro Air / 125 air holes	8.3 A	8 A	70	Y
BT80	Allusion 6636	66	36	26	12 A	4 HTC / 6 Hydro Air / 125 air holes	8.3 A	8 A	55	Y
DT10	Bellavista 5 CMB w/HTR w/LED	60	42	26	12 A	4 HTA / 2 BMH / 4 BMH Neck Jets / 125 air holes	8.3 A	8 A	80	Y
DY45	Bellavista 5.5 CMB w/HTR w/LED	66	42	26	12 A	4 HTA / 2 BMH / 4 BMH Neck Jets / 125 air holes	8.3 A	8 A	85	Y
DY75	Bellavista 6 CMB w/HTR w/LED	72	42	26	12 A	4 HTA / 2 BMH / 4 BMH Neck Jets / 125 air holes	8.3 A	8 A	90	Y
DT20	Bellavista CRNR CMB w/HTR w/LED	60	60	21.75	12 A	4 HTA / 2 BMH / 4 BMH Neck Jets / 125 air holes	8.3 A	8 A	80	Y
DT30	Ciprea CMB w/HTR w/LED	72	48	20.5	12 A	4 HTA/125 air holes / 125 air holes	8.3 A	8 A	57	Y
DT50	Cortina CMB w/HTR w/LED	72	72	22.3	12 A	4 HTA / 4 BMH / 125 air holes	8.3 A	8 A	100	Y
DY90	Dueltta 7242 RH CMB w/HTR w/LED	72	42	26	12 A	4 HTC / 8 PentAir Jets / 125 air holes	8.3 A	8 A	98-105	Y
DZ05	Dueltta 6642 RH CMB w/HTR w/LED	66	42	26	12 A	4 HTC / 8 PentAir Jets / 125 air holes	8.3 A	8 A	90-95	Y
DZ20	Dueltta 6836 RH CMB w/HTR w/LED	66	36	26	12 A	4 HTC / 8 PentAir Jets / 125 air holes	8.3 A	8 A	75-80	Y
DZ35	Dueltta 6042 RH CMB w/HTR w/LED	60	42	26	12 A	4 HTC / 8 PentAir Jets / 125 air holes	8.3 A	8 A	77-83	Y
DX50	Elara 7242 RH CMB w/HTR w/LED	72	42	26	12 A	4 HTC / 2 BMH / 6 PentAir Jets / 125 air holes	8.3 A	8 A	100	Y
DX60	Elara 6636 RH CMB w/HTR w/LED	66	36	26	12 A	4 HTC / 2 BMH / 6 PentAir Jets / 125 air holes	8.3 A	8 A	90	Y
DX70	Elara 6042 RH CMB w/HTR w/FO	60	42	26	12 A	4 HTC / 2 BMH / 6 PentAir Jets / 125 air holes	8.3 A	8 A	60	Y
DS75	Aeroflow Espree 6036	60	36	20	11 A	6 BMH / 12 Air Injectors	12 A	4.8 A	87	N
FE05	Fuzion 7236 UM CMB w/HTR w/LED	72	36	22.75	12 A	2 HTC / 8 BMH / 4 PentAir Jets / 125 air holes	8.3 A	8 A	90	Y
FD65	Fuzion 7236 TK CMB w/HTR w/LED	72	36	22.75	12 A	2 HTC / 8 BMH / 4 PentAir Jets / 125 air holes	8.3 A	8 A	90	Y
FD85	Fuzion 7236 WG CMB w/HTR w/LED	72	36	22.75	12 A	2 HTC / 8 BMH / 4 PentAir Jets / 125 air holes	8.3 A	8 A	90	Y

SD 16.3.10b (8/23/04)

PRIVILEGED AND CONFIDENTIAL

JACUZZI006410

REV JACUZZI006510

APEN 1366

Intertek Testing Services NA Inc.

Report No. 3076105LAX-001
Jacuzzi Luxury Bath

Page 4A

New: 02/22/06
Revised: 10/13/09
TABLE 1 (continued)

Model#	Model Name	Dimensions			Blower Motor	No. and Size of Jets/Air Holes	Heater	Pump/Motor (Amp)	Ave. Oper. Gals.	Electronic Controls (Y/N)
		L	W	H						
Luxury/Designer Combination Bath Collection										
FM25	Fuzion 7260 UM CMB w/HTR w/LED	72	60	22.75	12 A	4 HTC / 12 BMH / 7 PentAir Jets / 125 air holes	8.3 A	8 A	135	Y
FL85	Fuzion 7260 TK CMB w/HTR w/LED	72	60	22.75	12 A	4 HTC / 12 BMH / 7 PentAir Jets / 125 air holes	8.3 A	8 A	135	Y
FL05	Fuzion 7260 WG CMB w/HTR w/LED	72	60	22.75	12 A	4 HTC / 12 BMH / 7 PentAir Jets / 125 air holes	8.3 A	8 A	135	Y
FG45	Fuzion 6666 UM CMB w/HTR w/LED	66	66	22.75	12 A	4 HTC / 4 BMH / 7 PentAir Jets / 125 air holes	8.3 A	8 A	95	Y
FG05	Fuzion 6666 TK CMB w/HTR w/LED	66	66	22.75	12 A	4 HTC / 4 BMH / 7 PentAir Jets / 125 air holes	8.3 A	8 A	95	Y
FG25	Fuzion 6666 WG CMB w/HTR w/LED	66	66	22.75	12 A	4 HTC / 4 BMH / 7 PentAir Jets / 125 air holes	8.3 A	8 A	95	Y
DT00	Real CMB w/HTR w/LED	72	42	23.5	12 A	4 HTC / 2 BMH / 6 PentAir Jets / 125 air holes	8.3 A	8 A	100	Y
DT40	Sabella CMB w/HTR w/LED	72	47	23.5	12 A	4 HTC / 2 BMH / 6 PentAir Jets / 125 air holes	8.3 A	8 A	100	Y
DY60	Venicia CMB w/HTR w/LED	72	42	23.5	12 A	4 HTC / 4 BMH / 8 PentAir Jets	8.3 A	8 A	100	Y
DZ95	Mito 6 CMB	72	42	21.5	12 A	4 HTC / 2 BMH / 125 air holes	12 A	7.7 A	60	Y
EW05	Finestra 6030 Walk-In w/HTR	60	30	37.5	12 A	4 HTC / 8 BMH BMH and air channel w/125 air holes	8.3 A	7.7 A	70	Y
EW10	Finestra 6030 Walk-In w/HTR	60	30	37.5	12 A	4 HTC / 8 BMH BMH and air channel w/125 air holes	8.3 A	7.7 A	70	Y
EW35	Finestra 6036 Walk-In w/HTR	60	36	37.5	12 A	4 HTC / 8 BMH BMH and air channel w/125 air holes	8.3 A	7.7 A	70	Y
EW40	Finestra 6036 Walk-In w/HTR	60	36	37.5	12 A	4 HTC / 8 BMH BMH and air channel w/125 air holes	8.3 A	7.7 A	70	Y
EY30	Finestra 6030 Walk-In w/HTR	60	30	37.5	12 A	4 HTC / 8 BMH BMH and air channel w/140 air holes	8.3 A	7.7 A	85	Y
EY35	Finestra 6030 Walk-In w/HTR	60	30	37.5	12 A	4 HTC / 8 BMH BMH and air channel w/140 air holes	8.3 A	7.7 A	85	Y
EY70	Finestra 6036 Walk-In w/HTR	60	36	37.5	12 A	4 HTC / 8 BMH BMH and air channel w/140 air holes	8.3 A	7.7 A	85	Y
EY75	Finestra 6036 Walk-In w/HTR	60	36	37.5	12 A	4 HTC / 8 BMH BMH and air channel w/140 air holes	8.3 A	7.7 A	85	Y
GX70	Salerno Salon	66	36	24	12.5A	6AP2 / 4TP2 & 40 Air Holes	8.2A	9.2A	62	Y

SD 16.3.10b (8/23/04)

PRIVILEGED AND CONFIDENTIAL

JACUZZI006411

REV JACUZZI006511

APEN 1367

Report No. 3076105LAX-001
Jacuzzi Luxury Bath

Page 4B

New: 12/07/09

TABLE 1 (Continued)

CORE NBR	MODEL NAME/DESCRIPTION	PRODUCT CODE	MOTOR RATING (AMPS)	HEATER RATING (AMPS)	MOTOR/ELECTRIC (V/AMPS)	BLOWER RATING (AMPS)	ELECTRICAL (V/AMPS)	JETS	AIR HOLES	AVG GALS
BA30	NLUSSION 6636 SALON CM	ALL6636CCRAHCH1	9.2	8.2	240/20/20/60	13.5	120/15/60	4 Therapio / 6 Hydroair	97	75
JA55	NLUSSION 6636 RH SLN CM WSPR	ALL6636CCRAHCHW1	9.2	8.2	240/20/20/60	13.5	120/15/60	4 Therapio / 6 Hydroair	97	75
BT60	NLUSSION 6636 RH SLN ILM	ALL6636CCRAHCH1	9.2	8.2	240/20/20/60	13.5	120/15/60	4 Therapio / 6 Hydroair	97	75
JA65	NLUSSION 6636 RH SLN WSPR ILM	ALL6636CCRAHCHW1	9.2	8.2	240/20/20/60	13.5	120/15/60	4 Therapio / 6 Hydroair	97	75
JA70	NLUSSION 6636 RH SLN CM LEO	ALL6636CCRAHCH1	9.2	8.2	240/20/20/60	13.5	120/15/60	4 Therapio / 6 Hydroair	97	75
JA75	NLUSSION 6636 RH SLN CM LEO	ALL6636CCRAHCH1	9.2	8.2	240/20/20/60	13.5	120/15/60	4 Therapio / 6 Hydroair	97	75
JA80	NLUSSION 6636 RH SLN LEO ILM	ALL6636CCRAHCH1	9.2	8.2	240/20/20/60	13.5	120/15/60	4 Therapio / 6 Hydroair	97	75
JA85	NLUSSION 6636 RH SLN LEO ILM	ALL6636CCRAHCH1	9.2	8.2	240/20/20/60	13.5	120/15/60	4 Therapio / 6 Hydroair	97	75
BA30	NLUSSION 7236 SALON CM	ALL7236CCRAHCH1	9.2	8.2	240/20/20/60	13.5	120/15/60	4 Therapio / 6 Hydroair	97	85
JB35	NLUSSION 7236 RH SLN CM WSPR	ALL7236CCRAHCHW1	9.2	8.2	240/20/20/60	13.5	120/15/60	4 Therapio / 6 Hydroair	97	85
BT70	NLUSSION 7236 RH SLN ILM	ALL7236CCRAHCH1	9.2	8.2	240/20/20/60	13.5	120/15/60	4 Therapio / 6 Hydroair	97	85
JB65	NLUSSION 7236 RH SLN WSPR ILM	ALL7236CCRAHCHW1	9.2	8.2	240/20/20/60	13.5	120/15/60	4 Therapio / 6 Hydroair	97	85
BT75	NLUSSION 7236 RH SLN CM LEO	ALL7236CCRAHCH1	9.2	8.2	240/20/20/60	13.5	120/15/60	4 Therapio / 6 Hydroair	97	85
BT80	NLUSSION 7236 RH SLN CM LEO	ALL7236CCRAHCH1	9.2	8.2	240/20/20/60	13.5	120/15/60	4 Therapio / 6 Hydroair	97	85
JB85	NLUSSION 7236 RH SLN LEO ILM	ALL7236CCRAHCH1	9.2	8.2	240/20/20/60	13.5	120/15/60	4 Therapio / 6 Hydroair	97	85
JB90	NLUSSION 7236 RH SLN LEO ILM	ALL7236CCRAHCH1	9.2	8.2	240/20/20/60	13.5	120/15/60	4 Therapio / 6 Hydroair	97	85
BA10	NLUSSION 7242 SALON CM	ALL7242CCRAHCH1	9.2	8.2	240/20/20/60	13.5	120/15/60	4 Therapio / 6 Hydroair	97	94
JS55	NLUSSION 7242 RH SLN CM WSPR	ALL7242CCRAHCHW1	9.2	8.2	240/20/20/60	13.5	120/15/60	4 Therapio / 6 Hydroair	97	94
BT60	NLUSSION 7242 RH SLN ILM	ALL7242CCRAHCH1	9.2	8.2	240/20/20/60	13.5	120/15/60	4 Therapio / 6 Hydroair	97	94
JS65	NLUSSION 7242 RH SLN WSPR ILM	ALL7242CCRAHCHW1	9.2	8.2	240/20/20/60	13.5	120/15/60	4 Therapio / 6 Hydroair	97	94
JS70	NLUSSION 7242 RH SLN CM LEO	ALL7242CCRAHCH1	9.2	8.2	240/20/20/60	13.5	120/15/60	4 Therapio / 6 Hydroair	97	94
JS75	NLUSSION 7242 RH SLN CM LEO	ALL7242CCRAHCH1	9.2	8.2	240/20/20/60	13.5	120/15/60	4 Therapio / 6 Hydroair	97	94
JS80	NLUSSION 7242 RH SLN LEO ILM	ALL7242CCRAHCH1	9.2	8.2	240/20/20/60	13.5	120/15/60	4 Therapio / 6 Hydroair	97	94
JS85	NLUSSION 7242 RH SLN LEO ILM	ALL7242CCRAHCH1	9.2	8.2	240/20/20/60	13.5	120/15/60	4 Therapio / 6 Hydroair	97	94
JS90	NLUSSION 7242 RH SLN LEO ILM	ALL7242CCRAHCH1	9.2	8.2	240/20/20/60	13.5	120/15/60	4 Therapio / 6 Hydroair	97	94
JS95	NLUSSION 7242 RH SLN LEO ILM	ALL7242CCRAHCH1	9.2	8.2	240/20/20/60	13.5	120/15/60	4 Therapio / 6 Hydroair	97	94
JS100	NLUSSION 7242 RH SLN LEO ILM	ALL7242CCRAHCH1	9.2	8.2	240/20/20/60	13.5	120/15/60	4 Therapio / 6 Hydroair	97	94
JS105	NLUSSION 7242 RH SLN LEO ILM	ALL7242CCRAHCH1	9.2	8.2	240/20/20/60	13.5	120/15/60	4 Therapio / 6 Hydroair	97	94
JS110	NLUSSION 7242 RH SLN LEO ILM	ALL7242CCRAHCH1	9.2	8.2	240/20/20/60	13.5	120/15/60	4 Therapio / 6 Hydroair	97	94
JS115	NLUSSION 7242 RH SLN LEO ILM	ALL7242CCRAHCH1	9.2	8.2	240/20/20/60	13.5	120/15/60	4 Therapio / 6 Hydroair	97	94
JS120	NLUSSION 7242 RH SLN LEO ILM	ALL7242CCRAHCH1	9.2	8.2	240/20/20/60	13.5	120/15/60	4 Therapio / 6 Hydroair	97	94
JS125	NLUSSION 7242 RH SLN LEO ILM	ALL7242CCRAHCH1	9.2	8.2	240/20/20/60	13.5	120/15/60	4 Therapio / 6 Hydroair	97	94
JS130	NLUSSION 7242 RH SLN LEO ILM	ALL7242CCRAHCH1	9.2	8.2	240/20/20/60	13.5	120/15/60	4 Therapio / 6 Hydroair	97	94
JS135	NLUSSION 7242 RH SLN LEO ILM	ALL7242CCRAHCH1	9.2	8.2	240/20/20/60	13.5	120/15/60	4 Therapio / 6 Hydroair	97	94
JS140	NLUSSION 7242 RH SLN LEO ILM	ALL7242CCRAHCH1	9.2	8.2	240/20/20/60	13.5	120/15/60	4 Therapio / 6 Hydroair	97	94
JS145	NLUSSION 7242 RH SLN LEO ILM	ALL7242CCRAHCH1	9.2	8.2	240/20/20/60	13.5	120/15/60	4 Therapio / 6 Hydroair	97	94
JS150	NLUSSION 7242 RH SLN LEO ILM	ALL7242CCRAHCH1	9.2	8.2	240/20/20/60	13.5	120/15/60	4 Therapio / 6 Hydroair	97	94
JS155	NLUSSION 7242 RH SLN LEO ILM	ALL7242CCRAHCH1	9.2	8.2	240/20/20/60	13.5	120/15/60	4 Therapio / 6 Hydroair	97	94
JS160	NLUSSION 7242 RH SLN LEO ILM	ALL7242CCRAHCH1	9.2	8.2	240/20/20/60	13.5	120/15/60	4 Therapio / 6 Hydroair	97	94
JS165	NLUSSION 7242 RH SLN LEO ILM	ALL7242CCRAHCH1	9.2	8.2	240/20/20/60	13.5	120/15/60	4 Therapio / 6 Hydroair	97	94
JS170	NLUSSION 7242 RH SLN LEO ILM	ALL7242CCRAHCH1	9.2	8.2	240/20/20/60	13.5	120/15/60	4 Therapio / 6 Hydroair	97	94
JS175	NLUSSION 7242 RH SLN LEO ILM	ALL7242CCRAHCH1	9.2	8.2	240/20/20/60	13.5	120/15/60	4 Therapio / 6 Hydroair	97	94
JS180	NLUSSION 7242 RH SLN LEO ILM	ALL7242CCRAHCH1	9.2	8.2	240/20/20/60	13.5	120/15/60	4 Therapio / 6 Hydroair	97	94
JS185	NLUSSION 7242 RH SLN LEO ILM	ALL7242CCRAHCH1	9.2	8.2	240/20/20/60	13.5	120/15/60	4 Therapio / 6 Hydroair	97	94
JS190	NLUSSION 7242 RH SLN LEO ILM	ALL7242CCRAHCH1	9.2	8.2	240/20/20/60	13.5	120/15/60	4 Therapio / 6 Hydroair	97	94
JS195	NLUSSION 7242 RH SLN LEO ILM	ALL7242CCRAHCH1	9.2	8.2	240/20/20/60	13.5	120/15/60	4 Therapio / 6 Hydroair	97	94
JS200	NLUSSION 7242 RH SLN LEO ILM	ALL7242CCRAHCH1	9.2	8.2	240/20/20/60	13.5	120/15/60	4 Therapio / 6 Hydroair	97	94
JS205	NLUSSION 7242 RH SLN LEO ILM	ALL7242CCRAHCH1	9.2	8.2	240/20/20/60	13.5	120/15/60	4 Therapio / 6 Hydroair	97	94
JS210	NLUSSION 7242 RH SLN LEO ILM	ALL7242CCRAHCH1	9.2	8.2	240/20/20/60	13.5	120/15/60	4 Therapio / 6 Hydroair	97	94
JS215	NLUSSION 7242 RH SLN LEO ILM	ALL7242CCRAHCH1	9.2	8.2	240/20/20/60	13.5	120/15/60	4 Therapio / 6 Hydroair	97	94
JS220	NLUSSION 7242 RH SLN LEO ILM	ALL7242CCRAHCH1	9.2	8.2	240/20/20/60	13.5	120/15/60	4 Therapio / 6 Hydroair	97	94
JS225	NLUSSION 7242 RH SLN LEO ILM	ALL7242CCRAHCH1	9.2	8.2	240/20/20/60	13.5	120/15/60	4 Therapio / 6 Hydroair	97	94
JS230	NLUSSION 7242 RH SLN LEO ILM	ALL7242CCRAHCH1	9.2	8.2	240/20/20/60	13.5	120/15/60	4 Therapio / 6 Hydroair	97	94
JS235	NLUSSION 7242 RH SLN LEO ILM	ALL7242CCRAHCH1	9.2	8.2	240/20/20/60	13.5	120/15/60	4 Therapio / 6 Hydroair	97	94
JS240	NLUSSION 7242 RH SLN LEO ILM	ALL7242CCRAHCH1	9.2	8.2	240/20/20/60	13.5	120/15/60	4 Therapio / 6 Hydroair	97	94
JS245	NLUSSION 7242 RH SLN LEO ILM	ALL7242CCRAHCH1	9.2	8.2	240/20/20/60	13.5	120/15/60	4 Therapio / 6 Hydroair	97	94
JS250	NLUSSION 7242 RH SLN LEO ILM	ALL7242CCRAHCH1	9.2	8.2	240/20/20/60	13.5	120/15/60	4 Therapio / 6 Hydroair	97	94
JS255	NLUSSION 7242 RH SLN LEO ILM	ALL7242CCRAHCH1	9.2	8.2	240/20/20/60	13.5	120/15/60	4 Therapio / 6 Hydroair	97	94
JS260	NLUSSION 7242 RH SLN LEO ILM	ALL7242CCRAHCH1	9.2	8.2	240/20/20/60	13.5	120/15/60	4 Therapio / 6 Hydroair	97	94
JS265	NLUSSION 7242 RH SLN LEO ILM	ALL7242CCRAHCH1	9.2	8.2	240/20/20/60	13.5	120/15/60	4 Therapio / 6 Hydroair	97	94
JS270	NLUSSION 7242 RH SLN LEO ILM	ALL7242CCRAHCH1	9.2	8.2	240/20/20/60	13.5	120/15/60	4 Therapio / 6 Hydroair	97	94
JS275	NLUSSION 7242 RH SLN LEO ILM	ALL7242CCRAHCH1	9.2	8.2	240/20/20/60	13.5	120/15/60	4 Therapio / 6 Hydroair	97	94
JS280	NLUSSION 7242 RH SLN LEO ILM	ALL7242CCRAHCH1	9.2	8.2	240/20/20/60	13.5	120/15/60	4 Therapio / 6 Hydroair	97	94
JS285	NLUSSION 7242 RH SLN LEO ILM	ALL7242CCRAHCH1	9.2	8.2	240/20/20/60	13.5	120/15/60	4 Therapio / 6 Hydroair	97	94
JS290	NLUSSION 7242 RH SLN LEO ILM	ALL7242CCRAHCH1	9.2	8.2	240/20/20/60	13.5	120/15/60	4 Therapio / 6 Hydroair	97	94
JS295	NLUSSION 7242 RH SLN LEO ILM	ALL7242CCRAHCH1	9.2	8.2	240/20/20/60	13.5	120/15/60	4 Therapio / 6 Hydroair	97	94
JS300	NLUSSION 7242 RH SLN LEO ILM	ALL7242CCRAHCH1	9.2	8.2	240/20/20/60	13.5	120/15/60	4 Therapio / 6 Hydroair	97	94
JS305	NLUSSION 7242 RH SLN LEO ILM	ALL7242CCRAHCH1	9.2	8.2	240/20/20/60	13.5	120/15/60	4 Therapio / 6 Hydroair	97	94
JS310	NLUSSION 7242 RH SLN LEO ILM	ALL7242CCRAHCH1	9.2	8.2	240/20/20/60	13.5	120/15/60	4 Therapio / 6 Hydroair	97	94
JS315	NLUSSION 7242 RH SLN LEO ILM	ALL7242CCRAHCH1	9.2	8.2	240/20/20/60	13.5	120/15/60	4 Therapio / 6 Hydroair	97	94
JS320	NLUSSION 7242 RH SLN LEO ILM	ALL7242CCRAHCH1	9.2	8.2	240/20/20/60	13.5	120/15/60	4 Therapio / 6 Hydroair	97	94
JS325	NLUSSION 7242 RH SLN LEO ILM	ALL7242CCRAHCH1	9.2	8.2	240/20/20/60	13.5	120/15/60	4 Therapio / 6 Hydroair	97	94
JS330	NLUSSION 7242 RH SLN LEO ILM	ALL7242CCRAHCH1	9.2	8.2	240/20/20/60	13.5	120/15/60	4 Therapio / 6 Hydroair	97	94
JS335	NLUSSION 7242 RH SLN LEO ILM	ALL7242CCRAHCH1	9.2	8.2	240/20/20/60	13.5	120/15/60	4 Therapio / 6 Hydroair	97	94
JS340	NLUSSION 7242 RH SLN LEO ILM	ALL7242CCRAHCH1	9.2	8.2	240/20/20/60	13.5	120/15/60	4 Therapio / 6 Hydroair	97	94
JS345	NLUSSION 7242 RH SLN LEO ILM	ALL7242CCRAHCH1	9.2	8.2	240/20/20/60	13.5	120/15/60	4 Therapio / 6 Hydroair	97	94
JS350	NLUSSION 7242 RH SLN LEO ILM	ALL7242CCRAHCH1	9.2	8.2	240/20/20/60	13.5	120/15/60	4 Therapio / 6 Hydroair	97	94
JS355	NLUSSION 7242 RH SLN LEO ILM	ALL7242CCRAHCH1	9.2	8.2	240/20/20/60	13.5	120/15/60	4 Therapio / 6 Hydroair	97	94
JS360	NLUSSION 7242 RH SLN LEO ILM	ALL7242CCRAHCH1	9.2	8.2	240/20/20/60	13.5	120/15/60	4 Therapio / 6 Hydroair	97	94
JS365	NLUSSION 7242 RH SLN LEO ILM	ALL7242CCRAHCH1	9.2	8.2	240/20/20/60	13.5	120/15/60	4 Therapio / 6 Hydroair	97	94
JS370	NLUSSION 7242 RH SLN LEO ILM	ALL7242CCRAHCH1	9.2	8.2	240/20/20/60	13.5	120/15/60	4 Therapio / 6 Hydroair	97	94
JS375	NLUSSION 7242 RH SLN LEO ILM	ALL7242CCRAHCH1	9.2	8.2	240/20/20/60	13.5	120/15/60	4 Therapio / 6 Hydroair	97	94
JS380	NLUSSION 7242 RH SLN LEO ILM	ALL7242CCRAHCH1	9.2	8.2	240/20/20/60	13.5	120/15/60	4 Therapio / 6 Hydroair	97	94
JS385	NLUSSION 7242 RH SLN LEO ILM	ALL7242CCRAHCH1	9.2	8.2	240/20/20/60	13.5	120/15/60	4 Therapio / 6 Hydroair	97	94
JS390	NLUSSION 7242 RH SLN LEO ILM	ALL7242CCRAHCH1	9.2	8.2	240/20/20/60	13.5	120/15/60	4 Therapio / 6 Hydroair	97	94
JS395	NLUSSION 7242 RH SLN LEO ILM	ALL7242CCRAHCH1	9.2	8.2	240/20/20/60	13.5	120/15/60	4 Therapio / 6 Hydroair	97	94
JS400	NLUSSION 7242 RH SLN LEO ILM	ALL7242CCRAHCH1	9.2	8.2	240/20/20/60	13.5	120/15/60	4 Therapio / 6 Hydroair	97	94
JS405	NLUSSION 7242 RH SLN LEO ILM	ALL7242CCRAHCH1	9.2	8.2	240/20/20/60	13.5	120/15/60	4 Therapio / 6 Hydroair	97	94
JS410	NLUSSION 7242 RH SLN LEO ILM	ALL7242CCRAHCH1	9.2	8.2	240/20/20/60	13.5	120/15/60	4 Therapio / 6 Hydroair	97	94
JS415	NLUSSION 7242 RH SLN LEO ILM	ALL7242CCRAHCH1	9.2	8.2	240/20/20/60	13.5	120/15/60	4 Therapio / 6 Hydroair	97	94
JS420	NLUSSION 7242 RH SLN LEO ILM	ALL7242CCRAHCH1	9.2	8.2	240/20/20/60	13.5	120/15/60	4 Therapio / 6 Hydroair	97	94
JS425	NLUSSION 7242 RH SLN LEO ILM	ALL7242CCRAHCH1	9.2	8.2	240/20/20/60	13.5	120/15/60	4 Therapio / 6 Hydroair	97	94
JS430	NLUSSION 7242 RH SLN LEO ILM	ALL7242CCRAHCH1	9.2	8.2	240/20/20/60	13.5	120/15/60	4 Therapio / 6 Hydroair	97	94
JS435	NLUSSION 7242 RH SLN LEO ILM	ALL7242CCRAHCH1	9.2	8.2	240/20/20/60	13.5	120/15/60	4 Therap		

SD 16.3.10b (8/23/04)

PRIVILEGED AND CONFIDENTIAL

JACUZZI006412

REV. JACUZZI006512

APFN 1368

003620

003621

Report No. 3076105LAX-001
Jacuzzi Luxury Bath

Page 4D

New: 12/07/09

TABLE 1 (Continued)

CORE NBR	MODEL NAME/DESCRIPTION	PRODUCT CODE	MOTOR RATING (AMPS)	RELAYER RATING (AMPS)	MOTOR/HEATER ELECTRICAL (W/AMPS)	BLOWER RATING (AMPS)	BLOWER ELECTRICAL (W/AMPS)	JETS	AIR HOLES	AVG GALS
KB75	FINESTRA 6030-14 LH SLN LCO CM WSPR	F4N6030C3CLR9CWL1	9.2	8.2	240/20/20/60	13.5	120/15/60	2 Theraplo / 8 Accupro	84	76
KB76	FINESTRA 6030-14 LH SLN LCO LUM	F4N6030C3CLR45HL1	9.2	8.2	240/20/20/60	13.5	120/15/60	2 Theraplo / 8 Accupro	84	76
KD65	FINESTRA 6030-14 LH SLN LCO LUM WSPR	F4N6030C3CLR45WL1	9.2	8.2	240/20/20/60	13.5	120/15/60	2 Theraplo / 8 Accupro	84	76
KD66	FINESTRA 6030-14 RH SLN CM WSPR	F4N6030C3CLR4CWL1	9.2	8.2	240/20/20/60	13.5	120/15/60	2 Theraplo / 8 Accupro	84	76
KD67	FINESTRA 6030-14 RH SLN CM WSPR	F4N6030C3CLR4CWL1	9.2	8.2	240/20/20/60	13.5	120/15/60	2 Theraplo / 8 Accupro	84	76
KD68	FINESTRA 6030-14 RH SLN LCO LUM WSPR	F4N6030C3CLR45WL1	9.2	8.2	240/20/20/60	13.5	120/15/60	2 Theraplo / 8 Accupro	84	76
KD69	FINESTRA 6030-14 RH SLN LCO LUM WSPR	F4N6030C3CLR45WL1	9.2	8.2	240/20/20/60	13.5	120/15/60	2 Theraplo / 8 Accupro	84	76
KD70	FINESTRA 6030-14 RH SLN LCO LUM WSPR	F4N6030C3CLR45WL1	9.2	8.2	240/20/20/60	13.5	120/15/60	2 Theraplo / 8 Accupro	84	76
KD71	FINESTRA 6030-17 LH SLN LCO CM WSPR	F7N6030C3CLR5CWL1	9.2	8.2	240/20/20/60	13.5	120/15/60	2 Theraplo / 8 Accupro	84	75
KD72	FINESTRA 6030-17 LH SLN LCO LUM WSPR	F7N6030C3CLR5CWL1	9.2	8.2	240/20/20/60	13.5	120/15/60	2 Theraplo / 8 Accupro	84	75
KD73	FINESTRA 6030-17 LH SLN LCO LUM WSPR	F7N6030C3CLR5CWL1	9.2	8.2	240/20/20/60	13.5	120/15/60	2 Theraplo / 8 Accupro	84	75
KD74	FINESTRA 6030-17 LH SLN LCO LUM WSPR	F7N6030C3CLR5CWL1	9.2	8.2	240/20/20/60	13.5	120/15/60	2 Theraplo / 8 Accupro	84	75
KD75	FINESTRA 6030-17 LH SLN LCO LUM WSPR	F7N6030C3CLR5CWL1	9.2	8.2	240/20/20/60	13.5	120/15/60	2 Theraplo / 8 Accupro	84	75
KD76	FINESTRA 6030-17 LH SLN LCO LUM WSPR	F7N6030C3CLR5CWL1	9.2	8.2	240/20/20/60	13.5	120/15/60	2 Theraplo / 8 Accupro	84	75
KD77	FINESTRA 6030-17 LH SLN LCO LUM WSPR	F7N6030C3CLR5CWL1	9.2	8.2	240/20/20/60	13.5	120/15/60	2 Theraplo / 8 Accupro	84	75
KD78	FINESTRA 6030-17 LH SLN LCO LUM WSPR	F7N6030C3CLR5CWL1	9.2	8.2	240/20/20/60	13.5	120/15/60	2 Theraplo / 8 Accupro	84	75
KD79	FINESTRA 6030-17 LH SLN LCO LUM WSPR	F7N6030C3CLR5CWL1	9.2	8.2	240/20/20/60	13.5	120/15/60	2 Theraplo / 8 Accupro	84	75
KD80	FINESTRA 6030-17 LH SLN LCO LUM WSPR	F7N6030C3CLR5CWL1	9.2	8.2	240/20/20/60	13.5	120/15/60	2 Theraplo / 8 Accupro	84	75
KD81	FINESTRA 6030-17 LH SLN LCO LUM WSPR	F7N6030C3CLR5CWL1	9.2	8.2	240/20/20/60	13.5	120/15/60	2 Theraplo / 8 Accupro	84	75
KD82	FINESTRA 6030-17 LH SLN LCO LUM WSPR	F7N6030C3CLR5CWL1	9.2	8.2	240/20/20/60	13.5	120/15/60	2 Theraplo / 8 Accupro	84	75
KD83	FINESTRA 6030-17 LH SLN LCO LUM WSPR	F7N6030C3CLR5CWL1	9.2	8.2	240/20/20/60	13.5	120/15/60	2 Theraplo / 8 Accupro	84	75
KD84	FINESTRA 6030-17 LH SLN LCO LUM WSPR	F7N6030C3CLR5CWL1	9.2	8.2	240/20/20/60	13.5	120/15/60	2 Theraplo / 8 Accupro	84	75
KD85	FINESTRA 6030-17 LH SLN LCO LUM WSPR	F7N6030C3CLR5CWL1	9.2	8.2	240/20/20/60	13.5	120/15/60	2 Theraplo / 8 Accupro	84	75
KD86	FINESTRA 6030-17 LH SLN LCO LUM WSPR	F7N6030C3CLR5CWL1	9.2	8.2	240/20/20/60	13.5	120/15/60	2 Theraplo / 8 Accupro	84	75
KD87	FINESTRA 6030-17 LH SLN LCO LUM WSPR	F7N6030C3CLR5CWL1	9.2	8.2	240/20/20/60	13.5	120/15/60	2 Theraplo / 8 Accupro	84	75
KD88	FINESTRA 6030-17 LH SLN LCO LUM WSPR	F7N6030C3CLR5CWL1	9.2	8.2	240/20/20/60	13.5	120/15/60	2 Theraplo / 8 Accupro	84	75
KD89	FINESTRA 6030-17 LH SLN LCO LUM WSPR	F7N6030C3CLR5CWL1	9.2	8.2	240/20/20/60	13.5	120/15/60	2 Theraplo / 8 Accupro	84	75
KD90	FINESTRA 6030-17 LH SLN LCO LUM WSPR	F7N6030C3CLR5CWL1	9.2	8.2	240/20/20/60	13.5	120/15/60	2 Theraplo / 8 Accupro	84	75
KD91	FINESTRA 6030-17 LH SLN LCO LUM WSPR	F7N6030C3CLR5CWL1	9.2	8.2	240/20/20/60	13.5	120/15/60	2 Theraplo / 8 Accupro	84	75
KD92	FINESTRA 6030-17 LH SLN LCO LUM WSPR	F7N6030C3CLR5CWL1	9.2	8.2	240/20/20/60	13.5	120/15/60	2 Theraplo / 8 Accupro	84	75
KD93	FINESTRA 6030-17 LH SLN LCO LUM WSPR	F7N6030C3CLR5CWL1	9.2	8.2	240/20/20/60	13.5	120/15/60	2 Theraplo / 8 Accupro	84	75
KD94	FINESTRA 6030-17 LH SLN LCO LUM WSPR	F7N6030C3CLR5CWL1	9.2	8.2	240/20/20/60	13.5	120/15/60	2 Theraplo / 8 Accupro	84	75
KD95	FINESTRA 6030-17 LH SLN LCO LUM WSPR	F7N6030C3CLR5CWL1	9.2	8.2	240/20/20/60	13.5	120/15/60	2 Theraplo / 8 Accupro	84	75
KD96	FINESTRA 6030-17 LH SLN LCO LUM WSPR	F7N6030C3CLR5CWL1	9.2	8.2	240/20/20/60	13.5	120/15/60	2 Theraplo / 8 Accupro	84	75
KD97	FINESTRA 6030-17 LH SLN LCO LUM WSPR	F7N6030C3CLR5CWL1	9.2	8.2	240/20/20/60	13.5	120/15/60	2 Theraplo / 8 Accupro	84	75
KD98	FINESTRA 6030-17 LH SLN LCO LUM WSPR	F7N6030C3CLR5CWL1	9.2	8.2	240/20/20/60	13.5	120/15/60	2 Theraplo / 8 Accupro	84	75
KD99	FINESTRA 6030-17 LH SLN LCO LUM WSPR	F7N6030C3CLR5CWL1	9.2	8.2	240/20/20/60	13.5	120/15/60	2 Theraplo / 8 Accupro	84	75
KD100	FINESTRA 6030-17 LH SLN LCO LUM WSPR	F7N6030C3CLR5CWL1	9.2	8.2	240/20/20/60	13.5	120/15/60	2 Theraplo / 8 Accupro	84	75
KD101	FINESTRA 6030-17 LH SLN LCO LUM WSPR	F7N6030C3CLR5CWL1	9.2	8.2	240/20/20/60	13.5	120/15/60	2 Theraplo / 8 Accupro	84	75
KD102	FINESTRA 6030-17 LH SLN LCO LUM WSPR	F7N6030C3CLR5CWL1	9.2	8.2	240/20/20/60	13.5	120/15/60	2 Theraplo / 8 Accupro	84	75
KD103	FINESTRA 6030-17 LH SLN LCO LUM WSPR	F7N6030C3CLR5CWL1	9.2	8.2	240/20/20/60	13.5	120/15/60	2 Theraplo / 8 Accupro	84	75
KD104	FINESTRA 6030-17 LH SLN LCO LUM WSPR	F7N6030C3CLR5CWL1	9.2	8.2	240/20/20/60	13.5	120/15/60	2 Theraplo / 8 Accupro	84	75
KD105	FINESTRA 6030-17 LH SLN LCO LUM WSPR	F7N6030C3CLR5CWL1	9.2	8.2	240/20/20/60	13.5	120/15/60	2 Theraplo / 8 Accupro	84	75
KD106	FINESTRA 6030-17 LH SLN LCO LUM WSPR	F7N6030C3CLR5CWL1	9.2	8.2	240/20/20/60	13.5	120/15/60	2 Theraplo / 8 Accupro	84	75
KD107	FINESTRA 6030-17 LH SLN LCO LUM WSPR	F7N6030C3CLR5CWL1	9.2	8.2	240/20/20/60	13.5	120/15/60	2 Theraplo / 8 Accupro	84	75
KD108	FINESTRA 6030-17 LH SLN LCO LUM WSPR	F7N6030C3CLR5CWL1	9.2	8.2	240/20/20/60	13.5	120/15/60	2 Theraplo / 8 Accupro	84	75
KD109	FINESTRA 6030-17 LH SLN LCO LUM WSPR	F7N6030C3CLR5CWL1	9.2	8.2	240/20/20/60	13.5	120/15/60	2 Theraplo / 8 Accupro	84	75
KD110	FINESTRA 6030-17 LH SLN LCO LUM WSPR	F7N6030C3CLR5CWL1	9.2	8.2	240/20/20/60	13.5	120/15/60	2 Theraplo / 8 Accupro	84	75
KD111	FINESTRA 6030-17 LH SLN LCO LUM WSPR	F7N6030C3CLR5CWL1	9.2	8.2	240/20/20/60	13.5	120/15/60	2 Theraplo / 8 Accupro	84	75
KD112	FINESTRA 6030-17 LH SLN LCO LUM WSPR	F7N6030C3CLR5CWL1	9.2	8.2	240/20/20/60	13.5	120/15/60	2 Theraplo / 8 Accupro	84	75
KD113	FINESTRA 6030-17 LH SLN LCO LUM WSPR	F7N6030C3CLR5CWL1	9.2	8.2	240/20/20/60	13.5	120/15/60	2 Theraplo / 8 Accupro	84	75
KD114	FINESTRA 6030-17 LH SLN LCO LUM WSPR	F7N6030C3CLR5CWL1	9.2	8.2	240/20/20/60	13.5	120/15/60	2 Theraplo / 8 Accupro	84	75
KD115	FINESTRA 6030-17 LH SLN LCO LUM WSPR	F7N6030C3CLR5CWL1	9.2	8.2	240/20/20/60	13.5	120/15/60	2 Theraplo / 8 Accupro	84	75
KD116	FINESTRA 6030-17 LH SLN LCO LUM WSPR	F7N6030C3CLR5CWL1	9.2	8.2	240/20/20/60	13.5	120/15/60	2 Theraplo / 8 Accupro	84	75
KD117	FINESTRA 6030-17 LH SLN LCO LUM WSPR	F7N6030C3CLR5CWL1	9.2	8.2	240/20/20/60	13.5	120/15/60	2 Theraplo / 8 Accupro	84	75
KD118	FINESTRA 6030-17 LH SLN LCO LUM WSPR	F7N6030C3CLR5CWL1	9.2	8.2	240/20/20/60	13.5	120/15/60	2 Theraplo / 8 Accupro	84	75
KD119	FINESTRA 6030-17 LH SLN LCO LUM WSPR	F7N6030C3CLR5CWL1	9.2	8.2	240/20/20/60	13.5	120/15/60	2 Theraplo / 8 Accupro	84	75
KD120	FINESTRA 6030-17 LH SLN LCO LUM WSPR	F7N6030C3CLR5CWL1	9.2	8.2	240/20/20/60	13.5	120/15/60	2 Theraplo / 8 Accupro	84	75
KD121	FINESTRA 6030-17 LH SLN LCO LUM WSPR	F7N6030C3CLR5CWL1	9.2	8.2	240/20/20/60	13.5	120/15/60	2 Theraplo / 8 Accupro	84	75
KD122	FINESTRA 6030-17 LH SLN LCO LUM WSPR	F7N6030C3CLR5CWL1	9.2	8.2	240/20/20/60	13.5	120/15/60	2 Theraplo / 8 Accupro	84	75
KD123	FINESTRA 6030-17 LH SLN LCO LUM WSPR	F7N6030C3CLR5CWL1	9.2	8.2	240/20/20/60	13.5	120/15/60	2 Theraplo / 8 Accupro	84	75
KD124	FINESTRA 6030-17 LH SLN LCO LUM WSPR	F7N6030C3CLR5CWL1	9.2	8.2	240/20/20/60	13.5	120/15/60	2 Theraplo / 8 Accupro	84	75
KD125	FINESTRA 6030-17 LH SLN LCO LUM WSPR	F7N6030C3CLR5CWL1	9.2	8.2	240/20/20/60	13.5	120/15/60	2 Theraplo / 8 Accupro	84	75
KD126	FINESTRA 6030-17 LH SLN LCO LUM WSPR	F7N6030C3CLR5CWL1	9.2	8.2	240/20/20/60	13.5	120/15/60	2 Theraplo / 8 Accupro	84	75
KD127	FINESTRA 6030-17 LH SLN LCO LUM WSPR	F7N6030C3CLR5CWL1	9.2	8.2	240/20/20/60	13.5	120/15/60	2 Theraplo / 8 Accupro	84	75
KD128	FINESTRA 6030-17 LH SLN LCO LUM WSPR	F7N6030C3CLR5CWL1	9.2	8.2	240/20/20/60	13.5	120/15/60	2 Theraplo / 8 Accupro	84	75
KD129	FINESTRA 6030-17 LH SLN LCO LUM WSPR	F7N6030C3CLR5CWL1	9.2	8.2	240/20/20/60	13.5	120/15/60	2 Theraplo / 8 Accupro	84	75
KD130	FINESTRA 6030-17 LH SLN LCO LUM WSPR	F7N6030C3CLR5CWL1	9.2	8.2	240/20/20/60	13.5	120/15/60	2 Theraplo / 8 Accupro	84	75
KD131	FINESTRA 6030-17 LH SLN LCO LUM WSPR	F7N6030C3CLR5CWL1	9.2	8.2	240/20/20/60	13.5	120/15/60	2 Theraplo / 8 Accupro	84	75
KD132	FINESTRA 6030-17 LH SLN LCO LUM WSPR	F7N6030C3CLR5CWL1	9.2	8.2	240/20/20/60	13.5	120/15/60	2 Theraplo / 8 Accupro	84	75
KD133	FINESTRA 6030-17 LH SLN LCO LUM WSPR	F7N6030C3CLR5CWL1	9.2	8.2	240/20/20/60	13.5	120/15/60	2 Theraplo / 8 Accupro	84	75
KD134	FINESTRA 6030-17 LH SLN LCO LUM WSPR	F7N6030C3CLR5CWL1	9.2	8.2	240/20/20/60	13.5	120/15/60	2 Theraplo / 8 Accupro	84	75
KD135	FINESTRA 6030-17 LH SLN LCO LUM WSPR	F7N6030C3CLR5CWL1	9.2	8.2	240/20/20/60	13.5	120/15/60	2 Theraplo / 8 Accupro	84	75
KD136	FINESTRA 6030-17 LH SLN LCO LUM WSPR	F7N6030C3CLR5CWL1	9.2	8.2	240/20/20/60	13.5	120/15/60	2 Theraplo / 8 Accupro	84	75
KD137	FINESTRA 6030-17 LH SLN LCO LUM WSPR	F7N6030C3CLR5CWL1	9.2	8.2	240/20/20/60	13.5	120/15/60	2 Theraplo / 8 Accupro	84	75
KD138	FINESTRA 6030-17 LH SLN LCO LUM WSPR	F7N6030C3CLR5CWL1	9.2	8.2	240/20/20/60	13.5	120/15/60	2 Theraplo / 8 Accupro	84	75
KD139	FINESTRA 6030-17 LH SLN LCO LUM WSPR	F7N6030C3CLR5CWL1	9.2	8.2	240/20/20/60	13.5	120/15/60	2 Theraplo / 8 Accupro	84	75
KD140	FINESTRA 6030-17 LH SLN LCO LUM WSPR	F7N6030C3CLR5CWL1	9.2	8.2	240/20/20/60	13.5	120/15/60	2 Theraplo / 8 Accupro	84	75
KD141	FINESTRA 6030-17 LH SLN LCO LUM WSPR	F7N6030C3CLR5CWL1	9.2	8.2	240/20/20/60	13.5	120/15/60	2 Theraplo / 8 Accupro	84	75
KD142	FINESTRA 6030-17 LH SLN LCO LUM WSPR	F7N6030C3CLR5CWL1	9.2	8.2	240/20/20/60	13.5	120/15/60	2 Theraplo / 8 Accupro	84	75
KD143	FINESTRA 6030-17 LH SLN LCO LUM WSPR	F7N6030C3CLR5CWL1	9.2	8.2	240/20/20/60	13.5	120/15/60	2 Theraplo / 8 Accupro	84	75
KD144	FINESTRA 6030-17 LH SLN LCO LUM WSPR	F7N6030C3CLR5CWL1	9.2	8.2	240/20/20/60	13.5	120/15/60	2 Theraplo / 8 Accupro	84	75
KD145	FINESTRA 6030-17 LH SLN LCO LUM WSPR	F7N6030C3CLR5CWL1	9.2	8.2	240/20/20/60	13.5	120/15/60	2 Theraplo / 8 Accupro	84	75
KD146	FINESTRA 6030-17 LH SLN LCO LUM WSPR	F7N6030C3CLR5CWL1	9.2	8.2	240/20/20/60	13.5	120/15/60	2 Theraplo / 8 Accupro	84	75
KD147	FINESTRA 6030-17 LH SLN LCO LUM WSPR	F7N6030C3CLR5CWL1	9.2	8.2	240/20/20/60	13.5	120/15/60	2 Theraplo / 8 Accupro	84	75
KD148	FINESTRA 6030-17 LH SLN LCO LUM WSPR	F7N6030C3CLR5CWL1	9.2	8.2	240/20/20/60	13.5	120/15/60	2 Theraplo / 8 Accupro	84	75
KD149	FINESTRA 6030-17 LH SLN LCO LUM WSPR	F7N6030C3CLR5CWL1	9.2	8.2	240/20/20/60	13.5	120/15/60	2 Theraplo / 8 Accupro	84	75
KD150	FINESTRA 6030-17 LH SLN LCO LUM WSPR	F7N6030C3CLR5								

SD 16.3.10b (8/23/04)

PRIVILEGED AND CONFIDENTIAL

JACUZZI006414

REV JACUZZI006514

APEN 1370

003622

Intertek Testing Services NA Inc.

Report No. 3076105LAX-001
Jacuzzi Luxury Bath

Page 4E

New: 12/07/09
Revised: 12/27/10
TABLE 1 (Continued)

MODEL NAME/DESCRIPTION	CORE NER	PRODUCT CODE	MOTOR RATING (AMPS)	HEATER RATING (AMPS)	MOTOR/HEATER ELECTRICAL (VIA/Hz)	BLOWER RATING (AMPS)	BLOWER ELECTRICAL (VIA/Hz)	JETS	AIR HOLES	AVG GALS
FUZION 7236 RH SLN ILLUM WSPR	KL65	FUZ7236CRL4WV	9.2	8.2	240/20/0/60	13.5	120/15/60	2 Therapro / 12 Accupro	80	90
FUZION 7236 RH SLN CM LCD	KL70	FUZ7236CRL5CH	9.2	8.2	240/20/0/60	13.5	120/15/60	2 Therapro / 12 Accupro	80	90
FUZION 7236 RH SLN CM WSPR LCD	KL75	FUZ7236CRL5CV	9.2	8.2	240/20/0/60	13.5	120/15/60	2 Therapro / 12 Accupro	80	90
FUZION 7236 RH SLN ILLUM LCD	KL80	FUZ7236CRL5HI	9.2	8.2	240/20/0/60	13.5	120/15/60	2 Therapro / 12 Accupro	80	90
FUZION 7236 RH SLN ILLUM WSPR LCD	KL85	FUZ7236CRL5WV	9.2	8.2	240/20/0/60	13.5	120/15/60	2 Therapro / 12 Accupro	80	90
FUZION 7242 RH SLN CM	QL30	FUZ7242CCR4CH	9.2	8.2	240/20/0/60	13.5	120/15/60	4 TP2 / 7 Accupro	140	108
FUZION 7242 RH SLN CM	KM50	FUZ7242CCR4CH	9.2	8.2	240/20/0/60	13.5	120/15/60	4 TP2 / 7 Accupro	140	108
FUZION 7242 RH SLN CM WSPR	KM55	FUZ7242CCR4CV	9.2	8.2	240/20/0/60	13.5	120/15/60	4 TP2 / 7 Accupro	140	108
FUZION 7242 RH SLN ILLUM	QL45	FUZ7242CCR4HI	9.2	8.2	240/20/0/60	13.5	120/15/60	4 TP2 / 7 Accupro	140	108
FUZION 7242 RH SLN ILLUM WSPR	KM65	FUZ7242CCR4WV	9.2	8.2	240/20/0/60	13.5	120/15/60	4 TP2 / 7 Accupro	140	108
FUZION 7242 RH SLN CM LCD	KM70	FUZ7242CCR4CH	9.2	8.2	240/20/0/60	13.5	120/15/60	4 TP2 / 7 Accupro	140	108
FUZION 7242 RH SLN CM WSPR LCD	KM75	FUZ7242CCR4CV	9.2	8.2	240/20/0/60	13.5	120/15/60	4 TP2 / 7 Accupro	140	108
FUZION 7242 RH SLN ILLUM LCD	KM80	FUZ7242CCR4HI	9.2	8.2	240/20/0/60	13.5	120/15/60	4 TP2 / 7 Accupro	140	108
FUZION 7242 RH SLN ILLUM WSPR LCD	KM85	FUZ7242CCR4WV	9.2	8.2	240/20/0/60	13.5	120/15/60	4 TP2 / 7 Accupro	140	108
FUZION 7260 RH SLN CM	PM25	FUZ7260CCR4CH	9.2	8.2	240/20/0/60	13.5	120/15/60	4 Therapro / 11 Accupro	96	148
FUZION 7260 RH SLN CM WSPR	KM55	FUZ7260CCR4CV	9.2	8.2	240/20/0/60	13.5	120/15/60	4 Therapro / 11 Accupro	96	148
FUZION 7260 RH SLN ILLUM	KM60	FUZ7260CCR4HI	9.2	8.2	240/20/0/60	13.5	120/15/60	4 Therapro / 11 Accupro	96	148
FUZION 7260 RH SLN ILLUM WSPR	KM65	FUZ7260CCR4WV	9.2	8.2	240/20/0/60	13.5	120/15/60	4 Therapro / 11 Accupro	96	148
FUZION 7260 RH SLN CM LCD	KM70	FUZ7260CCR4CH	9.2	8.2	240/20/0/60	13.5	120/15/60	4 Therapro / 11 Accupro	96	148
FUZION 7260 RH SLN CM WSPR LCD	KM75	FUZ7260CCR4CV	9.2	8.2	240/20/0/60	13.5	120/15/60	4 Therapro / 11 Accupro	96	148
FUZION 7260 RH SLN ILLUM LCD	KM80	FUZ7260CCR4HI	9.2	8.2	240/20/0/60	13.5	120/15/60	4 Therapro / 11 Accupro	96	148
FUZION 7260 RH SLN ILLUM WSPR LCD	KM85	FUZ7260CCR4WV	9.2	8.2	240/20/0/60	13.5	120/15/60	4 Therapro / 11 Accupro	96	148
FUZION 6636 RH SLN CM	FG45	FUZ6636CCR4CH	9.2	8.2	240/20/0/60	13.5	120/15/60	4 Therapro / 11 Accupro	160	176
FUZION 6636 RH SLN CM WSPR	KR55	FUZ6636CCR4CV	9.2	8.2	240/20/0/60	13.5	120/15/60	4 Therapro / 11 Accupro	160	176
FUZION 6636 RH SLN ILLUM	KR60	FUZ6636CCR4HI	9.2	8.2	240/20/0/60	13.5	120/15/60	4 Therapro / 11 Accupro	160	176
FUZION 6636 RH SLN ILLUM WSPR	KR65	FUZ6636CCR4WV	9.2	8.2	240/20/0/60	13.5	120/15/60	4 Therapro / 11 Accupro	160	176
FUZION 6636 RH SLN CM LCD	KR70	FUZ6636CCR4CH	9.2	8.2	240/20/0/60	13.5	120/15/60	4 Therapro / 11 Accupro	160	176
FUZION 6636 RH SLN CM WSPR LCD	KR75	FUZ6636CCR4CV	9.2	8.2	240/20/0/60	13.5	120/15/60	4 Therapro / 11 Accupro	160	176
FUZION 6636 RH SLN ILLUM LCD	KR80	FUZ6636CCR4HI	9.2	8.2	240/20/0/60	13.5	120/15/60	4 Therapro / 11 Accupro	160	176
FUZION 6636 RH SLN ILLUM WSPR LCD	KR85	FUZ6636CCR4WV	9.2	8.2	240/20/0/60	13.5	120/15/60	4 Therapro / 11 Accupro	160	176
REAL RH SLN CM	DT00	REA7242CCR4CH	9.2	8.2	240/20/0/60	13.5	120/15/60	4 Therapro / 2 Accupro / 4 Rotating Neck	88	90
REAL RH SLN CM WSPR	KT55	REA7242CCR4CV	9.2	8.2	240/20/0/60	13.5	120/15/60	4 Therapro / 2 Accupro / 4 Rotating Neck	88	90
REAL RH SLN ILLUM	KT60	REA7242CCR4HI	9.2	8.2	240/20/0/60	13.5	120/15/60	4 Therapro / 2 Accupro / 4 Rotating Neck	88	90
REAL RH SLN ILLUM WSPR	KT65	REA7242CCR4WV	9.2	8.2	240/20/0/60	13.5	120/15/60	4 Therapro / 2 Accupro / 4 Rotating Neck	88	90
REAL RH SLN CM LCD	KT70	REA7242CCR4CH	9.2	8.2	240/20/0/60	13.5	120/15/60	4 Therapro / 2 Accupro / 4 Rotating Neck	88	90
REAL RH SLN CM WSPR LCD	KT75	REA7242CCR4CV	9.2	8.2	240/20/0/60	13.5	120/15/60	4 Therapro / 2 Accupro / 4 Rotating Neck	88	90
REAL RH SLN ILLUM LCD	KT80	REA7242CCR4HI	9.2	8.2	240/20/0/60	13.5	120/15/60	4 Therapro / 2 Accupro / 4 Rotating Neck	88	90
REAL RH SLN ILLUM WSPR LCD	KT85	REA7242CCR4WV	9.2	8.2	240/20/0/60	13.5	120/15/60	4 Therapro / 2 Accupro / 4 Rotating Neck	88	90
SALERNO 6636 RH SLN CM	GXT0	SAL6636CCR4CH	9.2	8.2	240/20/0/60	13.5	120/15/60	6AP2/4TP2	40	62
SALERNO 6636 RH SLN CM	KU50	SAL6636CCR4CH	9.2	8.2	240/20/0/60	13.5	120/15/60	6AP2/4TP2	40	62
SALERNO 6636 RH SLN CM WSPR	KU55	SAL6636CCR4CV	9.2	8.2	240/20/0/60	13.5	120/15/60	6AP2/4TP2	40	62
SALERNO 6636 RH SLN ILLUM	KU60	SAL6636CCR4HI	9.2	8.2	240/20/0/60	13.5	120/15/60	6AP2/4TP2	40	62
SALERNO 6636 RH SLN ILLUM WSPR	KU65	SAL6636CCR4WV	9.2	8.2	240/20/0/60	13.5	120/15/60	6AP2/4TP2	40	62
SALERNO 6636 RH SLN CM LCD	KU70	SAL6636CCR4CH	9.2	8.2	240/20/0/60	13.5	120/15/60	6AP2/4TP2	40	62
SALERNO 6636 RH SLN CM WSPR LCD	KU75	SAL6636CCR4CV	9.2	8.2	240/20/0/60	13.5	120/15/60	6AP2/4TP2	40	62
SALERNO 6636 RH SLN ILLUM LCD	KU80	SAL6636CCR4HI	9.2	8.2	240/20/0/60	13.5	120/15/60	6AP2/4TP2	40	62
SALERNO 6636 RH SLN ILLUM WSPR LCD	KU85	SAL6636CCR4WV	9.2	8.2	240/20/0/60	13.5	120/15/60	6AP2/4TP2	40	62
SALERNO 7242 RH SLN CM	HB00	SAL7242CCR4CH	9.2	8.2	240/20/0/60	13.5	120/15/60	6AP2/4TP2	102	89
SALERNO 7242 RH SLN CM	KV90	SAL7242CCR4CH	9.2	8.2	240/20/0/60	13.5	120/15/60	6AP2/4TP2	102	89
SALERNO 7242 RH SLN CM WSPR	KV95	SAL7242CCR4CV	9.2	8.2	240/20/0/60	13.5	120/15/60	6AP2/4TP2	102	89
SALERNO 7242 RH SLN ILLUM	KV80	SAL7242CCR4HI	9.2	8.2	240/20/0/60	13.5	120/15/60	6AP2/4TP2	102	89
SALERNO 7242 RH SLN ILLUM WSPR	KV85	SAL7242CCR4WV	9.2	8.2	240/20/0/60	13.5	120/15/60	6AP2/4TP2	102	89
SALERNO 7242 RH SLN CM LCD	KV70	SAL7242CCR4CH	9.2	8.2	240/20/0/60	13.5	120/15/60	6AP2/4TP2	102	89
SALERNO 7242 RH SLN CM WSPR LCD	KV75	SAL7242CCR4CV	9.2	8.2	240/20/0/60	13.5	120/15/60	6AP2/4TP2	102	89
SALERNO 7242 RH SLN ILLUM LCD	KV90	SAL7242CCR4HI	9.2	8.2	240/20/0/60	13.5	120/15/60	6AP2/4TP2	102	89
SALERNO 7242 RH SLN ILLUM WSPR LCD	KV85	SAL7242CCR4WV	9.2	8.2	240/20/0/60	13.5	120/15/60	6AP2/4TP2	102	89
SIA 6636 RH SLN CM	GN07	SIA6636CCR4CH	9.2	8.2	240/20/0/60	13.5	120/15/60	4 TP2 / 9 AP2	40	76
SIA 6636 RH SLN CM	KV50	SIA6636CCR4CH	9.2	8.2	240/20/0/60	13.5	120/15/60	4 TP2 / 9 AP2	40	76
SIA 6636 RH SLN CM WSPR	KV55	SIA6636CCR4CV	9.2	8.2	240/20/0/60	13.5	120/15/60	4 TP2 / 9 AP2	40	76
SIA 6636 RH SLN ILLUM	KV60	SIA6636CCR4HI	9.2	8.2	240/20/0/60	13.5	120/15/60	4 TP2 / 9 AP2	40	76
SIA 6636 RH SLN ILLUM WSPR	KV65	SIA6636CCR4WV	9.2	8.2	240/20/0/60	13.5	120/15/60	4 TP2 / 9 AP2	40	76
SIA 6636 RH SLN CM LCD	KV70	SIA6636CCR4CH	9.2	8.2	240/20/0/60	13.5	120/15/60	4 TP2 / 9 AP2	40	76
SIA 6636 RH SLN CM WSPR LCD	KV75	SIA6636CCR4CV	9.2	8.2	240/20/0/60	13.5	120/15/60	4 TP2 / 9 AP2	40	76
SIA 6636 RH SLN ILLUM LCD	KV80	SIA6636CCR4HI	9.2	8.2	240/20/0/60	13.5	120/15/60	4 TP2 / 9 AP2	40	76
SIA 6636 RH SLN ILLUM WSPR LCD	KV85	SIA6636CCR4WV	9.2	8.2	240/20/0/60	13.5	120/15/60	4 TP2 / 9 AP2	40	76

SD 10.3.10b (8/23/04)

PRIVILEGED AND CONFIDENTIAL

JACUZZI006415

REV JACUZZI006515

APEN 1371

Intertek Testing Services NA Inc.

Report No. 3076105LAX-001
Jacuzzi Luxury Bath

Page 4F

New: 12/07/09
Revised: 10/21/11

TABLE 1 (Continued)

MODEL NAME/DESCRIPTION	CORE NBR	PRODUCT CODE	MOTOR RATING (AMPS)	HEATER RATING (AMPS)	MOTOR/HEATER ELECTRICAL (VIA/Hz)	BLOWER RATING (AMPS)	BLOWER ELECTRICAL (VIA/Hz)	JETS	AIR HOLES	AVG GALS
SIA 7242 RH SLN CM	GN08	SIA7242CCR4CH	9.2	8.2	240/20/20/60	13.5	120/15/60	4 TP2 / 6 AP2	40	102
SIA 7242 RH SLN CM WSPR	KX55	SIA7242CCR4CW	9.2	8.2	240/20/20/60	13.5	120/15/60	4 TP2 / 6 AP2	40	102
SIA 7242 RH SLN ILM	KX60	SIA7242CCR4H	9.2	8.2	240/20/20/60	13.5	120/15/60	4 TP2 / 6 AP2	40	102
SIA 7242 RH SLN ILM WSPR	KX65	SIA7242CCR4HW	9.2	8.2	240/20/20/60	13.5	120/15/60	4 TP2 / 6 AP2	40	102
SIA 7242 RH SLN CM LCD	KX70	SIA7242CCR5CH	9.2	8.2	240/20/20/60	13.5	120/15/60	4 TP2 / 6 AP2	40	102
SIA 7242 RH SLN CM WSPR LCD	KX75	SIA7242CCR5CW	9.2	8.2	240/20/20/60	13.5	120/15/60	4 TP2 / 6 AP2	40	102
SIA 7242 RH SLN ILM LCD	KX80	SIA7242CCR5H	9.2	8.2	240/20/20/60	13.5	120/15/60	4 TP2 / 6 AP2	40	102
SIA 7242 RH SLN ILM WSPR LCD	KX85	SIA7242CCR5HW	9.2	8.2	240/20/20/60	13.5	120/15/60	4 TP2 / 6 AP2	40	102
VENICIA 7242 RH SLN CM	DY60	VEN7242CCR4CH	9.2	8.2	240/20/20/60	13.5	120/15/60	4 Therap / 2 Accupro / 4 Rotating Neck	102	90
VENICIA 7242 RH SLN CM WSPR	KY35	VEN7242CCR4CW	9.2	8.2	240/20/20/60	13.5	120/15/60	4 Therap / 2 Accupro / 4 Rotating Neck	102	90
VENICIA 7242 RH SLN ILM	KY60	VEN7242CCR4H	9.2	8.2	240/20/20/60	13.5	120/15/60	4 Therap / 2 Accupro / 4 Rotating Neck	102	90
VENICIA 7242 RH SLN ILM WSPR	KY65	VEN7242CCR4HW	9.2	8.2	240/20/20/60	13.5	120/15/60	4 Therap / 2 Accupro / 4 Rotating Neck	102	90
VENICIA 7242 RH SLN CM LCD	KY70	VEN7242CCR5CH	9.2	8.2	240/20/20/60	13.5	120/15/60	4 Therap / 2 Accupro / 4 Rotating Neck	102	90
VENICIA 7242 RH SLN CM WSPR LCD	KY75	VEN7242CCR5CW	9.2	8.2	240/20/20/60	13.5	120/15/60	4 Therap / 2 Accupro / 4 Rotating Neck	102	90
VENICIA 7242 RH SLN ILM LCD	KY80	VEN7242CCR5H	9.2	8.2	240/20/20/60	13.5	120/15/60	4 Therap / 2 Accupro / 4 Rotating Neck	102	90
VENICIA 7242 RH SLN ILM WSPR LCD	KY85	VEN7242CCR5HW	9.2	8.2	240/20/20/60	13.5	120/15/60	4 Therap / 2 Accupro / 4 Rotating Neck	102	90
Aero/Alejo 6636 SLN CM	HQ30	ACE6636CCR4CH	9.2	8.2	240/20/20/60	13.5	120/15/60	4 TP2 / 4 AP2	40	70
Aero/Alejo 6636 SLN CM WSPR	HW55	ACE6636CCR4CW	9.2	8.2	240/20/20/60	13.5	120/15/60	4 TP2 / 4 AP2	40	70
Aero/Alejo 6636 SLN ILM	HW60	ACE6636CCR4H	9.2	8.2	240/20/20/60	13.5	120/15/60	4 TP2 / 4 AP2	40	70
Aero/Alejo 6636 SLN ILM WSPR	HW65	ACE6636CCR4HW	9.2	8.2	240/20/20/60	13.5	120/15/60	4 TP2 / 4 AP2	40	70
Aero/Alejo 6636 SLN CM LCD	HW70	ACE6636CCR5CH	9.2	8.2	240/20/20/60	13.5	120/15/60	4 TP2 / 4 AP2	40	70
Aero/Alejo 6636 SLN CM WSPR LCD	HW75	ACE6636CCR5CW	9.2	8.2	240/20/20/60	13.5	120/15/60	4 TP2 / 4 AP2	40	70
Aero/Alejo 6636 SLN ILM LCD	HW80	ACE6636CCR5H	9.2	8.2	240/20/20/60	13.5	120/15/60	4 TP2 / 4 AP2	40	70
Aero/Alejo 6636 SLN ILM WSPR LCD	HW85	ACE6636CCR5HW	9.2	8.2	240/20/20/60	13.5	120/15/60	4 TP2 / 4 AP2	40	70
Aero/Alejo 7242 SLN CM	HO70	ACE7242CCR4CH	9.2	8.2	240/20/20/60	13.5	120/15/60	4 TP2 / 4 AP2	40	90
Aero/Alejo 7242 SLN CM WSPR	HX35	ACE7242CCR4CW	9.2	8.2	240/20/20/60	13.5	120/15/60	4 TP2 / 4 AP2	40	90
Aero/Alejo 7242 SLN ILM	HX60	ACE7242CCR4H	9.2	8.2	240/20/20/60	13.5	120/15/60	4 TP2 / 4 AP2	40	90
Aero/Alejo 7242 SLN ILM WSPR	HX65	ACE7242CCR4HW	9.2	8.2	240/20/20/60	13.5	120/15/60	4 TP2 / 4 AP2	40	90
Aero/Alejo 7242 SLN CM LCD	HX70	ACE7242CCR5CH	9.2	8.2	240/20/20/60	13.5	120/15/60	4 TP2 / 4 AP2	40	90
Aero/Alejo 7242 SLN CM WSPR LCD	HX75	ACE7242CCR5CW	9.2	8.2	240/20/20/60	13.5	120/15/60	4 TP2 / 4 AP2	40	90
Aero/Alejo 7242 SLN ILM LCD	HX80	ACE7242CCR5H	9.2	8.2	240/20/20/60	13.5	120/15/60	4 TP2 / 4 AP2	40	90
Aero/Alejo 7242 SLN ILM WSPR LCD	HX85	ACE7242CCR5HW	9.2	8.2	240/20/20/60	13.5	120/15/60	4 TP2 / 4 AP2	40	90
Mio/Moda 6636 SLN CM	HR20	MIO6636CCR4CH	9.2	8.2	240/20/20/60	13.5	120/15/60	4 TP2 / 4 AP2	40	70
Mio/Moda 6636 SLN CM WSPR	HY25	MIO6636CCR4CW	9.2	8.2	240/20/20/60	13.5	120/15/60	4 TP2 / 4 AP2	40	70
Mio/Moda 6636 SLN ILM	HY60	MIO6636CCR4H	9.2	8.2	240/20/20/60	13.5	120/15/60	4 TP2 / 4 AP2	40	70
Mio/Moda 6636 SLN ILM WSPR	HY65	MIO6636CCR4HW	9.2	8.2	240/20/20/60	13.5	120/15/60	4 TP2 / 4 AP2	40	70
Mio/Moda 6636 SLN CM LCD	HY70	MIO6636CCR5CH	9.2	8.2	240/20/20/60	13.5	120/15/60	4 TP2 / 4 AP2	40	70
Mio/Moda 6636 SLN CM WSPR LCD	HY75	MIO6636CCR5CW	9.2	8.2	240/20/20/60	13.5	120/15/60	4 TP2 / 4 AP2	40	70
Mio/Moda 6636 SLN ILM LCD	HY80	MIO6636CCR5H	9.2	8.2	240/20/20/60	13.5	120/15/60	4 TP2 / 4 AP2	40	70
Mio/Moda 6636 SLN ILM WSPR LCD	HY85	MIO6636CCR5HW	9.2	8.2	240/20/20/60	13.5	120/15/60	4 TP2 / 4 AP2	40	70
Mio/Moda 7242 SLN CM	H960	MIO7242CCR4CH	9.2	8.2	240/20/20/60	13.5	120/15/60	4 TP2 / 4 AP2	40	90
Mio/Moda 7242 SLN CM WSPR	H255	MIO7242CCR4CW	9.2	8.2	240/20/20/60	13.5	120/15/60	4 TP2 / 4 AP2	40	90
Mio/Moda 7242 SLN ILM	H260	MIO7242CCR4H	9.2	8.2	240/20/20/60	13.5	120/15/60	4 TP2 / 4 AP2	40	90
Mio/Moda 7242 SLN ILM WSPR	H265	MIO7242CCR4HW	9.2	8.2	240/20/20/60	13.5	120/15/60	4 TP2 / 4 AP2	40	90
Mio/Moda 7242 SLN CM LCD	H270	MIO7242CCR5CH	9.2	8.2	240/20/20/60	13.5	120/15/60	4 TP2 / 4 AP2	40	90
Mio/Moda 7242 SLN CM WSPR LCD	H275	MIO7242CCR5CW	9.2	8.2	240/20/20/60	13.5	120/15/60	4 TP2 / 4 AP2	40	90
Mio/Moda 7242 SLN ILM LCD	H280	MIO7242CCR5H	9.2	8.2	240/20/20/60	13.5	120/15/60	4 TP2 / 4 AP2	40	90
Mio/Moda 7242 SLN ILM WSPR LCD	H285	MIO7242CCR5HW	9.2	8.2	240/20/20/60	13.5	120/15/60	4 TP2 / 4 AP2	40	90

PRODUCT NAME	CORE #	Product Code	MTR AMP	HTR AMP	NO of AIR HOLES	BLR AMP	AVG GAL	JET TYPES	MTR/HTR Electrical (VIA/Hz)	BLR Electrical (VIA/Hz)
LOR 5230 RH SLN	NM38	LOR 5230 CRL 2XX	4.4	12.5	20	12.5	88	6 Sml CMP Jets	120/15/15/60	120/15/60
LOR 5230 RH SLN (TF)	NN18	LOT 5230 CRL 2XX	4.4	12.5	20	12.5	88	6 Sml CMP Jets	120/15/15/60	120/15/60
LOR 5230 RH SLN W/HTR OPTION	NM39	LOR 5230 CRL 2HX	4.4	12.5	20	12.5	88	6 Sml CMP Jets	120/15/15/60	120/15/60
LOR 5230 RH SLN W/HTR OPT (TF)	NN19	LOT 5230 CRL 2HX	4.4	12.5	20	12.5	88	6 Sml CMP Jets	120/15/15/60	120/15/60
HLS 5230 RH SLN W HTR	NM40	HLS 5230 CRL 2HX	4.4	12.5	20	12.5	88	6 Sml CMP Jets	120/15/15/60	120/15/60
HLS 5230 RH SLN W HTR (TF)	NN20	HLS 5230 CRL 2HX	4.4	12.5	20	12.5	88	6 Sml CMP Jets	120/15/15/60	120/15/60
LOR 5230 LH SLN	NM48	LOR 5230 CLR 2XX	4.4	12.5	20	12.5	88	6 Sml CMP Jets	120/15/15/60	120/15/60
LOR 5230 LH SLN (TF)	NN28	LOT 5230 CLR 2XX	4.4	12.5	20	12.5	88	6 Sml CMP Jets	120/15/15/60	120/15/60
LOR 5230 LH SLN W/HTR OPTION	NM49	LOR 5230 CLR 2HX	4.4	12.5	20	12.5	88	6 Sml CMP Jets	120/15/15/60	120/15/60
LOR 5230 LH SLN W/HTR OPT (TF)	NN29	LOT 5230 CLR 2HX	4.4	12.5	20	12.5	88	6 Sml CMP Jets	120/15/15/60	120/15/60
HLS 5230 LH SLN W/HTR	NM50	HLS 5230 CLR 2HX	4.4	12.5	20	12.5	88	6 Sml CMP Jets	120/15/15/60	120/15/60
HLS 5230 LH SLN W/HTR (TF)	NN30	HLS 5230 CLR 2HX	4.4	12.5	20	12.5	88	6 Sml CMP Jets	120/15/15/60	120/15/60

PRODUCT NAME	PRODUCT CODE	Oper. GAL	MTR AMP	HTR AMP	JET TYPES	MTR/HTR ELECTRICAL (VIA/Hz)	BLR AMP	BLR ELECTRICAL (VIA/Hz)	NO of AIR HOLES	LIGHT AMP	LIGHT ELECTRICAL (VIA/Hz)
FIRST STREET 5230 WALK-IN	F1S 5230 XXX XXX X	90	4.4	12.5	4 JETS / 6 MICRO JETS	120/15/15/60	12.5	120/15/60	16	1.0	120/15/60
FIRST STREET 5230 3-T WALK-IN	F1T 5230 XXX XXX X	90	4.4	12.5	4 JETS / 6 MICRO JETS	120/15/15/60	12.5	120/15/60	16	1.0	120/15/60

SD 16.3.10b (8/23/04)

PRIVILEGED AND CONFIDENTIAL

JACUZZI006416

REV JACUZZI006516

APEN 1372

Intertek Testing Services NA Inc.

Report No. 3076105LAX-001
Jacuzzi Luxury Bath

Page 4G

New: 01/14/2013

Model Name	Model #	Core	Dimensions			Motor Rating	Electrical Rating	Heater Rating	Electrical Rating	Jet Types	Aver. Oper. Gals	Electronic Controls
			L	W	H	(A)	(V / A / Hz)	(A)	(V / A / Hz)			
FIRST ST 5229 C RH HTR SLN	FIS 5229 CRX 1CH	LW45	52	29	36.5	7.0	120 / 20 / 60	12.5	120 / 20 / 60	6 CMP ADJY-JET	55	N
FIRST ST 5229 C LH HTR SLN	FIS 5229 CLX 1CH	LW50	52	29	36.5	7.0	120 / 20 / 60	12.5	120 / 20 / 60	6 CMP ADJY-JET	55	N
FIRST ST5229 3T C RH HTR SLN	FIT 5229 CRX 1CH	LW85	52	29	36.5	7.0	120 / 20 / 60	12.5	120 / 20 / 60	6 CMP ADJY-JET	55	N
FIRST ST 5229 3T C LH HTR SLN	FIT 5229 CLX 1CH	LW90	52	29	36.5	7.0	120 / 20 / 60	12.5	120 / 20 / 60	6 CMP ADJY-JET	55	N

Model Name	Model #	Similar Model #
FIRST ST 5229 C RH HTR SLN	FIS 5229 CRX 1CH	FIS5230 XXX XXX X
FIRST ST 5229 C LH HTR SLN	FIS 5229 CLX 1CH	FIS5230 XXX XXX X
FIRST ST5229 3T C RH HTR SLN	FIT 5229 CRX 1CH	FIT5230 XXX XXX X
FIRST ST 5229 3T C LH HTR SLN	FIT 5229 CLX 1CH	FIT5230 XXX XXX X

SD 16.3.10b (8/23/04)

PRIVILEGED AND CONFIDENTIAL

JACUZZI006417

REV JACUZZI006517

APEN 1373

Intertek Testing Services NA Inc.

Report No. 3076105LAX-001
Jacuzzi Luxury Bath

Page 5

Issued: 07/15/05
Revised: 02/27/07

TEST PERFORMANCE NO. 1

A representative sample of the product was tested in accordance with the Standard for Safety Hydromassage Bathtubs, (UL 1795, 3rd Ed. 01/15/04)

The following tests were conducted by: UL under file no. E21903

<u>Test Description</u>	<u>UL 1795/ Clause</u>
Starting Current Test	40
Power Input Test	41
Temperature Test	42
Dielectric Voltage-Withstand Test	43
Water Exposure Test	46
Grounding Impedance Test	49
Flow Rate Test	50
Abnormal Operation Test - Water Back Flow	52.4
Leakage Current Test	56

TEST PERFORMANCE NO. 2

A representative sample of the model Espree 6036 was tested in accordance with the Standard for Safety Hydromassage Bathtubs, (UL 1795, 3rd Ed. 01/15/04)

<u>Test Description</u>	<u>UL 1795/ Clause</u>
Power Input Test	41
Temperature Test	42
Dielectric Voltage-Withstand Test	43
Abnormal Operation Test - Water Back Flow	52.4

TEST PERFORMANCE NO. 3

Alternate Check Valve, model Mani-SD was tested within Hydromassage Bathtub, model Espree DS75 in accordance with the Standard for Safety Hydromassage Bathtubs, (UL 1795, 3rd Ed. 01/15/04)

<u>Test Description</u>	<u>UL 1795/ Clause</u>
Tests for Parts Subject to Pressure – Reverse Hydrostatic Pressure Test	53.2

Results of the tests indicate the specimens conform to applicable test criteria.

SD 16.3.10b (8/23/04)

PRIVILEGED AND CONFIDENTIAL

JACUZZI006418

REV JACUZZI006518

APEN 1374

Intertek Testing Services NA Inc.

Report No. 3076105LAX-001
Jacuzzi Luxury Bath

Page 5A

New: 01/10/06
Revised: 12/05/08

TEST PERFORMANCE NO. 4

Affinity Model R360 was tested in accordance with the Standard for Safety Hydromassage Bathtubs, (UL 1795, 3rd Ed. 01/15/04)

<u>Test Description</u>	<u>UL 1795/ Clause</u>
Starting Current Test	40
Power Input Test	41
Temperature Test	42
Dielectric Voltage-Withstand Test	43
Water Temperature Tests – Normal Operation	45.2.1
Water Temperature Tests – Abnormal Operation (Interrupted power)	45.3.3
Water Temperature Tests – Abnormal Operation (Water flow interruption)	45.3.4
Water Temperature Tests – Abnormal Operation (Blocked suction fitting)	45.3.6
Water Temperature Tests – Abnormal Operation (Blocked jet)	45.3.7
Water Exposure Test – Splashing	46.2
Available Current Test	47
Grounding Impedance Test	49
Flow Rate Test	50
Abnormal Operation Tests – Interrupted Power	52.2
Abnormal Operation Tests – Water Flow Interruption	52.3
Abnormal Operation Test - Water Back Flow	52.4
Leakage Current Test	56

TEST PERFORMANCE NO. 5

Affinity Model R360 was tested in accordance with the Standard for Safety Hydromassage Bathtubs, (UL 1795, 3rd Ed. 01/15/04)

<u>Test Description</u>	<u>UL 1795/ Clause</u>
Starting Current Test	40
Power Input Test	41
Temperature Test	42
Dielectric Voltage-Withstand Test	43
Water Exposure Test – Flooding	46.3
Grounding Impedance Test	49
Flow Rate Test	50
Abnormal Operation Test - Water Back Flow	52.4
Leakage Current Test	56

Results of the tests indicate the specimens conform to applicable test criteria.

TEST PERFORMANCE NO. 6

The Hydromassage Bathtub controller was tested in accordance with the Standard for Safety Hydromassage Bathtubs, (UL 1795, 3rd Ed. Dated March 30, 1999, Rev September 22, 2006)

<u>Test Description</u>	<u>UL 1795/ Clause</u>
Normal Temperature Test (Under skirt Ambient)	42
Dielectric Voltage Withstand Test	43.1

Results of the tests indicate the specimens conform to applicable test criteria.

SD 16.3.10b (8/23/04)

PRIVILEGED AND CONFIDENTIAL

JACUZZI006419

REV JACUZZI006519

APEN 1375

Intertek Testing Services NA Inc.

Report No. 3073395LAX-001
Jacuzzi Luxury Bath

Page 5B

Added: 10/29/09
Revised: 04/23/13

TEST PERFORMANCE NO. 7

The Hydromassage Bathtub controller was tested in accordance with the Standard for Safety Hydromassage Bathtubs, (UL 1795, 3rd Ed. Dated March 30, 1999, Rev September 22, 2006)

<u>Test Description</u>	<u>UL 1795/ Clause</u>
Starting Current Test	40
Power Input Test	41
Leakage Current Test	56

Results of the tests indicate the specimens conform to applicable test criteria.

TEST PERFORMANCE NO. 8

The Hydromassage Bathtub controller was tested in accordance with the Standard for Safety Hydromassage Bathtubs, (UL 1795, Fourth Edition, Dated August 5, 2009)

<u>Test Description</u>	<u>UL 1795/ Clause</u>
Hair Entrapment Test	41.2

Results of the tests indicate the specimens conform to applicable test criteria.

TEST PERFORMANCE NO. 9

A representative sample of the product was tested in accordance with the Standard for Safety Hydromassage Bathtubs, (UL 1795 Issue: 2009/08/05 Ed: 4 Rev: 2010/03/23).

<u>Test Description</u>	<u>UL 1795/ Clause</u>
Starting Current Test	45
Power Input Test	46
Temperature Test	47
Dielectric Voltage-Withstand Test	48
Available Current Test	52
Leakage Current Test	61
Hair Entrapment Test	41.2

TEST PERFORMANCE NO. 10

A previously evaluated sample of the product was evaluated in accordance with the Standard for Safety Hydromassage Bathtubs, (UL 1795 Issue: 2009/08/05 Ed: 4 Rev: 2012/01/13).

No additional testing was necessary.

***TEST PERFORMANCE NO. 11**

A representative sample of the product was tested in accordance with the Standard for Safety Hydro massage Bathtubs, (UL 1795 Issue: 2009/08/05 Ed: 4 Rev: 2012/01/13).

<u>Test Description</u>	<u>UL 1795/ Clause</u>
Power Input Test	46
Temperature Test	47
Dielectric Voltage-Withstand Test	48

SD 16.3.10b (8/23/04)

PRIVILEGED AND CONFIDENTIAL

JACUZZI006420

REV JACUZZI006520

APEN 1376

Intertek Testing Services NA Inc.

Report No. 3076105LAX-001
Jacuzzi Luxury Bath

Page 6

Issued: 07/15/05
Revised: 11/01/12

CONCLUSION 1

A representative sample of the product covered by this report has been evaluated and found to comply with the applicable requirements of the Standard for Safety Hydromassage Bathtubs, (UL 1795, 3rd Ed. Dated March 30, 1999, Rev September 22, 2006)

Report prepared by:

Original signature is on file.

Cody Adams, P.E.
Operations Manager

Report Reviewed/Approved by:

Original signature is on file.

Sudesh Kamble
EMC Team Leader

Report revised by:

Original signature is on file.

Shumphert L. Holbert II
Compliance Investigator

Report reviewed/approved by:

Original signature is on file.

Cody Adams, P.E.
Operations Manager

Report revised by:

Original Signature on File

Gulzar Singh
Engineering Team Leader
Intertek, Lake Forest

Report Reviewed/Approved by:

Original Signature on File

C Thakur
Engineering Manager
Intertek, Lake Forest

CONCLUSION 2

A representative sample of the product covered by this report has been evaluated and found to comply with the applicable requirements of the Standard for Safety Hydromassage Bathtubs, (UL 1795 Issue: 2009/08/05 Ed: 4 Rev: 2010/03/23).

Report revised by:

Original Signature on File
Bhavin Parikh
Engineer
Intertek, Lake Forest

Report Reviewed/Approved by:

Original Signature on File
Rahul Mehta
Engineering Team Leader
Intertek, Lake Forest

CONCLUSION 3

The product covered by this report has been evaluated and found to comply with the applicable requirements of the Standard for Safety Hydromassage Bathtubs, (UL 1795 Issue: 2009/08/05 Ed: 4 Rev: 2012/01/13).

Report revised by:

Original Signature on File

Eliana Velazquez
Engineer
Intertek, Lake Forest

Report Reviewed/Approved by:

Original Signature on File

Rahul Mehta
Engineering Team Leader
Intertek, Lake Forest

SD 16.3.10b (8/23/04)

PRIVILEGED AND CONFIDENTIAL

JACUZZI006421

REV JACUZZI006521

APEN 1377

Intertek Testing Services NA Inc.

Report No. 3076105LAX-001
Jacuzzi Luxury Bath

Page 7

Issued: 07/15/05
Revised: 02/27/07

GENERAL INFORMATION

The Applicant and Manufacturer have agreed to produce, test and label ETL Listed products in accordance with the requirements of this Report. The Manufacturer has also agreed to notify Intertek and to request authorization prior to using alternate parts, components or materials.

COMPONENTS

Components used shall be those itemized in this Intertek report covering the product, including any amendments and/or revisions.

LISTING MARK

The ETL Listing mark applied to the products shall either be separable in form, such as labels purchased from Intertek, or on a product nameplate or other media only as specifically authorized by Intertek. Use of the mark is subject to the control of Intertek.

MANUFACTURING AND PRODUCTION TESTS

Manufacturing and Production Tests shall be performed as required in this Report.

FOLLOW-UP SERVICE

Periodic unannounced audits of the manufacturing facility shall be scheduled by Intertek. An audit report shall be issued after each visit. Special attention will be given to the following:

1. Conformance of the manufactured product to the descriptions in this Report.
2. Conformance of the use of the ETL mark with the requirements of this Report and the Certification Agreement.
3. Manufacturing changes.
4. Performance of specified Manufacturing and Production Tests.

In the event that the Intertek representative identifies non-conformance(s) to any provision of this Report, the Applicant shall take one or more of the following actions:

1. Correct the non-conformance.
2. Remove the ETL Mark from non-conforming product.
3. Contact the issuing product safety evaluation center for instructions.

SD 16.3.10b (8/23/04)

PRIVILEGED AND CONFIDENTIAL

JACUZZI006422

REV JACUZZI006522

APEN 1378

Intertek Testing Services NA Inc.

Report No. 3076105LAX-001
Jacuzzi Luxury Bath

Page 8

Issued: 07/15/05
Revised: 02/27/07

GENERAL REQUIREMENTS AND DEFINITIONS

Recognized Component – A component part, which has been previously evaluated by an accredited certification body with restrictions and must be evaluated as part of the basic product considering the restrictions as specified by the Conditions of Acceptability.

Listed Component – A component part, which has been previously Listed or Certified by an accredited Certification Organization with no restrictions and is used in the intended application within its ratings.

Unlisted Component – A part that has not been previously evaluated to the appropriate designated component standard. It may also be a listed or recognized component that is being used outside of its evaluated Listing or component recognition.

Critical Component – An essential part, material, subassembly, system, software, or accessory of a product that has a direct bearing on the product's conformance to applicable requirements of the product standard.

Construction Details - For specific construction details, reference should be made to the following photographs and descriptions. All dimensions are approximate unless specified as exact or within a tolerance. In addition to the specific construction details described in this Report, the following general requirements may also apply as applicable.

1. **Spacing** - In primary circuits, minimum spacing are maintained through air and over surfaces of insulating material between current-carrying parts of opposite polarity and between current-carrying parts and dead-metal parts.

Spacings other than at a field-wiring terminal shall be 1/8 inch (3.2 mm) for live parts and 1/16 inch (1.6 mm) for grounded or dead-metal parts when measured between parts of opposite polarity, accessible metal and the enclosure. The spacings in a Class 2 circuit are to be investigated on the basis of the Dielectric Voltage-Withstand Test

2. **Mechanical Assembly** - Components such as switches, fuseholders, connectors, wiring terminals and display lamps are mounted and prevented from shifting or rotating by the use of lockwashers, starwashers, or other mounting format that prevents turning of the component.
3. **Corrosion Protection** - All ferrous metal parts are protected against corrosion by painting, plating or other means specifically identified in the specific construction details.
4. **Motor and Heater Connections** – Listed Flexible Cord, 14/3, Type S, SO, ST, STO, or SEO, also marked WA. Secured to motor by Listed strain relief bushing. Mechanically secured and routed away from side of motor housing. Maximum 3 ft. long.

Alternate – Provided with Listed nominal ½ in. trade size conduit. Internal conductors minimum No. 14 AWG. Secured to motor and field wiring compartment by Listed fittings. Maximum 3 ft. long.

Alternate – Listed cord set, 14/3, type SJ or equivalent. Consist of type SJ cord molded on 15 or 20 amp attachment plug. Wires sized on the basis of 60°C ampacity and rated 60°C. Flexible cord shall be maximum length of 3 ft. Provided with Listed strain relief bushing. Suitable for only ¾ Hp pumps.

5. **Grounding** - All exposed dead-metal parts and all dead-metal parts within the enclosure that are exposed to contact during any servicing operation are to be connected to the grounding lead of the power supply cord or the equipment grounding terminal.
6. **Internal Wiring** - Internal wiring is routed away from sharp or moving parts. Internal wiring leads terminating in soldered connections are made mechanically secure prior to soldering. Recognized separable (quick disconnect) connectors of the positive detent type, closed loop connectors, or other types specifically described in the text of this report are also acceptable as internal wiring terminals. At points where internal wiring passes through metal walls or partitions, the wiring insulation is protected against abrasion or damage by plastic bushings or grommets. All wiring is minimum 14 AWG, with a minimum rating of 300V, 75°C.

SD 16.3.10b (8/23/04)

PRIVILEGED AND CONFIDENTIAL

JACUZZI006423

REV JACUZZI006523

APEN 1379

Intertek Testing Services NA Inc.

Report No. 3076105LAX-001
Jacuzzi Luxury Bath

Page 9

Issued: 07/15/05
Revised: 02/27/07

7. **Field wiring Compartment** – If provided, listed outlet box, metallic, overall 4 in. square by 1-11/16 in. deep. Provided with cover, overall 4 in. square, secured to top of box by screws. Box secured under rim of tub between air induction box and motor mounting bracket, or attached to plumbing. Terminal provided for grounding with the field wiring compartment. The terminal can be either a wire binding screw having a green head or a pressure wire connector marked “G”, “GR”, “Ground”, or “Grounding”. Compartment must be accessible after installation. Leads extend minimum of 6 in. into box. Box to be minimum 1-1/2 inches above tub base.

Alternate – Same except secured to tub with fiberglass resin adhesive, Richolds resin, Type No. 33-402, 33-047 or 98-073 catalyzed with MEK peroxide.

Alternate – Pump wiring compartment may serve as Field Wiring Compartment.

8. **Motor Connection Compartment** – If provided, not visible, ground lead is mechanically secured to Listed or Recognized Terminal hook or closed loop terminal, secured to motor housing ground terminal by screw. Covered by steel plate, secured by two screws. Other end of leads go to field wiring box if provided.
9. **Rubber Hose** – 5/8 in. diameter dishwasher hose, marked with SAE 20R-4 or AHAM DW-1, size and UPC logo.

Alternate – 1/2 in. I.D. Flex PVC.

10. **Accessibility of Live Parts** - All uninsulated live parts in primary circuitry are inaccessible based on proper installation of the tub.

11. **Markings** – The product shall be legibly and permanently marked with the following::

- a) Manufacturer’s name, trade name or trademark
- b) Model number
- c) Electrical rating in volts, amps and frequency
- d) Month and year of manufacture
- e) Each unit shall be plainly marked with the following or the equivalent: “Connect only to a circuit that is protected by a ground-fault circuit-interrupter (GFCI).”
- f) A wiring diagram shall be attached to the unit unless field wiring connections are obvious.
- g) A paper sticker glued or shellacked or both to an accessible cover is considered to be attached to the unit in accordance with the requirement in the above paragraph.
- h) The following marking or the equivalent, as applicable, shall appear in the field wiring compartment next to the supply conductor terminals of a unit intended for permanent electrical connections: “Use copper conductors only.” This marking shall be independent of any marking on the terminal connectors, and it shall be visible during and after installation of the unit. This marking does not apply to terminals intended for the connection of grounding or bonding conductors.
- i) Each connector intended for an optional accessory shall be marked to identify the intended accessory.

SD 16.3.10b (8/23/04)

PRIVILEGED AND CONFIDENTIAL

JACUZZI006424

REV JACUZZI006524

APEN 1380

Intertek Testing Services NA Inc.

Report No. 3076105LAX-001
Jacuzzi Luxury Bath

Page 10

Issued: 07/15/05

Revised: 02/27/07

12. **Cautionary Markings** – The following are required:

- a) If more than one disconnect is required to remove all power: “CAUTION” and the following or the equivalent, “Risk of Electric Shock - -Two disconnect switches are required to de-energize the unit before servicing.”
- b) If a unit has optional equipment that may be field installed and that may require a separate source, the unit shall be marked with the following or equivalent, “Risk of Electric Shock – Second supply source if provided with _____, Model _____. Disconnect all sources before servicing.” The blanks shall be filled in with the type of equipment that may be added in the field and the appropriate model number.
- c) Heater Ready Units – The model Espree 6036 only shall be legibly and permanently marked with the following: **“Suitable for Field-Installed Heater Accessory”** and **“Use Only Field-Installed Heaters Marked for Use With This Bathtub”** and **“CAUTION – Risk of Electric Shock-Second Supply Source If Field Heater Is Installed-Disconnect All Sources Before Servicing.”** All other models that are NOT heater ready must be marked as **“Not Suitable for Field-Installed Heater”**

13. **Installation, Operating and Safety Instructions** – Each unit shall be provided with legible installation, operating, and user-maintenance instructions, and instructions pertaining to a risk of fire, electric shock or injury to persons associated with the use of the unit.

Installation and operating instructions shall be provided for each accessory provided with the unit in separate manuals; or combined in one or more manuals provided the instructions pertaining to a risk of fire, electric shock, or injury to persons are separated in format and emphasized to distinguish them from the remainder of the text.

An illustration may be used with a required instruction to clarify the intent but shall not replace the written instruction.

The height of the lettering in the text and illustrations of the important safety instructions shall be as follows:

- a) Upper case letters shall be no less than 1/12 inch (2.1 mm) high;
- b) Lower case letters shall be no less than 1/16 inch (1.6 mm) high;
- c) The phrases “IMPORTANT SAFETY INSTRUCTIONS,” and “READ AND FOLLOW ALL INSTRUCTIONS,” and “SAVE THESE INSTRUCTIONS” shall be in letters no less than 3/16 inch (4.8 mm) high.

The following items shall be entirely in upper case letters or shall be emphasized to distinguish them from the rest of the text;

- a) The headings for the installation, operating, and user-maintenance instructions;
- b) The heading for the instructions pertaining to a risk of fire, electric shock, or injury to persons; and
- c) The openings and closing statements of the instructions “IMPORTANT SAFETY INSTRUCTIONS” and “SAVE THESE INSTRUCTIONS,” or the equivalent.

Unless otherwise indicated, the above shall be in the words specified or words that are equivalent, clear and understandable. No substitute shall be used for the word “WARNING” or “DANGER”.

Instructions Pertaining to a risk of Fire, Electric shock, or Injury to Persons

Each unit shall be provided with instructions pertaining to a risk of fire, electric shock, or injury to persons shall warn the user of reasonable foreseeable risks and state the precautions that should be taken to reduce such risks. Such instructions shall be preceded by the heading “INSTRUCTIONS PERTAINING TO A RISK OF FIRE, ELECTRIC SHOCK, OR INJURY TO PERSONS” or the equivalent.

SD 16.3.10b (8/23/04)

PRIVILEGED AND CONFIDENTIAL

JACUZZI006425

REV JACUZZI006525

APEN 1381

003633

Intertek Testing Services NA Inc.

Report No. 3076105LAX-001
Jacuzzi Luxury Bath

Page 11

Issued: 07/15/05
Revised: 02/27/07

Important Safety Instructions

Each unit shall be provided with instructions pertaining to a risk of fire, electric shock, or injury to persons shall include those items in Figure 1 that are applicable to the unit. The statement "IMPORTANT SAFETY INSTRUCTIONS" or the equivalent shall precede the list, and the statement "SAVE THESE INSTRUCTIONS" or the equivalent shall either precede or follow the list. The word "WARNING" shall be entirely in upper case letters or shall be emphasized to distinguish it from the remainder of the text.

**Figure 1
IMPORTANT SAFETY INSTRUCTIONS**

WARNING – When using this unit, basic precautions should always be followed, including the following:

1. READ AND FOLLOW ALL INSTRUCTIONS.
2. DANGER: To reduce the risk of injury, do not permit children to use this unit unless they are closely supervised at all times.
3. Use this unit only for its intended use as described in this manual. Do not use attachments not recommended by the manufacturers.
4. Never drop or insert any object into any opening.
5. Do not operate this unit without the guard over the suction fitting.
6. The unit must be connected only to a supply circuit that is protected by a ground-fault circuit-interrupter (GFCI). Such a GFCI should be provided by the installer and should be tested on a routine basis. To test the GFCI, push the test button. The GFCI should interrupt power. Push the reset button. Power should be restored. If the GFCI fails to operate in this manner, there is ground current flowing, indicating the possibility of an electric shock. Do not use this unit. Disconnect the unit and have the problem corrected by a qualified service representative before using.
7. (For permanently connected units) A green colored terminal (or a wire connector marked "G", "GR", "Ground", or "Grounding") is provided within the terminal compartment. To reduce the risk of electric shock, connect the terminal or connector to the grounding terminal of your electric service or supply panel with a conductor equivalent in size to the circuit conductors supply this equipment.
8. Deleted
9. SAVE THESE INSTRUCTIONS

Operating Instructions

Each unit shall be provided with the following instructions. Immediately following the warning instructions specified in previous paragraphs, the instruction manual shall include:

- a) Instructions and caution statements for cleaning, user maintenance, and operations recommend by the manufacturer and a warning to the user that any other servicing should be performed by a qualified service representative or that the unit has no user serviceable parts.
- b) In the case of a unit using a thermal limiter that shuts off the entire unit, instructions to the user on what to expect in the thermal limiter operates.

Operating instructions shall contain the information needed to operate the unit as intended and shall be preceded by the heading "OPERATING INSTRUCTIONS" or the equivalent.

Operating instructions shall explain and describe the location, function, and operation of each user-operated control of the unit and shall warn against tampering with such devices.

SD 16.3.10b (8/23/04)

PRIVILEGED AND CONFIDENTIAL

JACUZZI006426

REV JACUZZI006526

APEN 1382

003634

Intertek Testing Services NA Inc.

Report No. 3076105LAX-001
Jacuzzi Luxury Bath

Page 12

Issued: 07/15/05
Revised: 02/27/07

A unit provided with a water heater shall include instructions that inform the user (1) how to set the thermostat to result in a water temperature in the tub no higher than 40°C (104°F), (2) of the necessary precautions to be followed in adjusting the thermostat, and (3) that prolonged immersions in hotter water may induce hyperthermia. A description of the causes, symptoms, and effects of hyperthermia such as that provided in the following paragraph shall also be included.

The causes, symptoms, and effects of hyperthermia may be described as follows: Hyperthermia occurs when the internal temperature of the body reaches a level several degrees above the normal body temperature of 98.6° F. The symptoms of hyperthermia include an increase in the internal temperature of the body, dizziness, lethargy, drowsiness, and fainting. The effects of hyperthermia include (1) failure to perceive heat, (2) failure to recognize the need to exit the spa or hot tub, (3) unawareness of impending hazard, (4) fetal damage in pregnant women, (5) physical inability to exit the spa or hot tub, and (6) unconsciousness resulting in the danger of drowning. **WARNING** – The use of alcohol, drugs or medication can greatly increase the risk of fatal hyperthermia.

Installation Instructions

Each unit shall be provided with installation instructions which include those items in the following list that are applicable to the unit. The statement “INSTALLATION INSTRUCTIONS” shall precede the list. The word “WARNING” shall be entirely in upper case letters or shall be emphasized to distinguish it from the rest of the text. Wording in parentheses is explanatory.

INSTALLATION INSTRUCTIONS

WARNING – When using the electrical products, basic precautions should always be followed, including the following:

1. **DANGER: RISK OF ELECTRIC SHOCK.** Connect only to a circuit protected by a ground-fault circuit interrupter.
2. Grounding is required. The unit should always be installed by a qualified service representative and grounded.
3. (For built-in and custom units) Install to permit access for servicing.

Installation instructions shall be identify fittings, such as brackets or hangers that are necessary for the intended mounting of the unit.

Configuration Marking

Each unit shall be provided with (1) a marking on the wiring diagram or in the installation instructions or (2) a configuration sheet to identify the factory installed components of the unit. As an example, a configuration sheet could specify “Factory Installed Components – Pump; Heater; Lighting Fixture; Control.” If the unit has field installable options, the marking shall be additionally provided with the following or the equivalent, “See installation instructions for options.”

The installation instructions for a unit provided with two sources shall specify how each circuit is to be connected to the supply. If two sources are required, the current rating of each source shall be specified.

User Maintenance Instructions

Each unit shall be provided with instructions for user maintenance which include explicit instructions for all cleaning, servicing, lubrication, and adjustments that are intended to be performed by the user and shall be preceded by the heading “USER MAINTENANCE INSTRUCTIONS” or the equivalent.

SD 16.3.10b (8/23/04)

PRIVILEGED AND CONFIDENTIAL

JACUZZI006427

REV JACUZZI006527

APEN 1383

Intertek Testing Services NA Inc.

Report No. 3076105LAX-001
Jacuzzi Luxury Bath

Page 13

Issued: 07/15/05
Revised: 02/27/07

CONSTRUCTION DETAIL

Effective November 1, 2001 – Hydromassage bathtubs and components shall comply with the following construction detail requirements.

A. TERMINAL COMPARTMENTS FOR SUPPLY CONNECTIONS

R/C Motors (PRGY2) and Unlisted Component Motors (PRGY3) intended to be permanently wired in the field using the motor wiring compartment shall be marked by the motor manufacturer "Suitable for Field Wiring" (or the equivalent) as part of the motor Recognition. Motors that are not intended to be permanently wired in the Field with motor wiring compartment are not required to have the marking.

B. WIRING TERMINALS (Prohibition of Sheet Metal Screws)

1. A sheet-metal screw shall not be used as a wiring terminal or for the purpose of securing other wiring terminals, such as a pressure-wire connector.
2. A sheet-metal screw shall not be used for terminating the grounding conductor of a power supply cord, as a terminal for the equipment-grounding conductor of a permanently wired unit, or as a terminal for the termination of bonding conductors.

C. DOUBLE INSULATED PUMPS (Hard Wired and Cored Connected)

1. Hard wired double insulated pumps, if provided with a terminal to terminate an equipment grounding conductor should only bond to the stator of the motor. A "dummy" terminal shall not be provided.
2. Cord connected double insulated pump provided with a grounding type cord and attachment plug should have the grounding member of the attachment plug and the equipment grounding conductor only bond to the stator of the motor. A "dummy" terminal shall not be provided.

D. SOLID COPPER NO. 8 AWG BONDING CONDUCTOR

The metal enclosures of all electrical components, current collectors and other metal in contact with the tub water shall be bonded together by individual bonding conductors that are solid copper not smaller than No. 8 AWG. The use of the grounding conductor in supply cords shall not be used for this purpose.

E. UNUSED EXTRA EXTERNAL EQUIPMENT BONDING PRESSURE WIRE CONNECTOR EXCEPTION FOR DOUBLE INSULATED COMPONENTS

1. For units with double insulated components only, such as a pump, the extra unused bonding wire connector shall not be provided. There shall be no provision for such a wire connector.
2. For units with double insulated components and non-double insulated components such as a double insulated pump and a non-double insulated heater, the extra bonding wire connector would need to be provided for the heater.

F. INSTRUCTION MANUAL

1. The heading "INSTRUCTIONS PERTAINING TO A RISK OF FIRE, ELECTRIC SHOCK, OR INJURY TO PERSONS" or the equivalent shall precede the list of warning statements. (The new heading replaces the heading "IMPORTANT SAFETY INSTRUCTIONS".)
2. The GFCI warning statement shall read as follows:
"The unit must be connected only to a supply circuit that is protected by a GFCI and should be tested on a routine basis. To test the GFCI, push the test button. The GFCI should interrupt power. Push the reset button. Power should be restored. If the GFCI fails to operate in this manner, the GFCI is defective. If the GFCI interrupts power to the bathtub without the test button being pushed, a ground current is flowing, indicating the possibility of an electric shock. Do not use this hydromassage bathtub. Disconnect the hydromassage bathtub and have the problem corrected by a qualified service representative before using."

G. INSTALLATION INSTRUCTIONS

The installation instructions shall include a statement building materials and wiring should be routed away from the pump body or other heat producing components of the units, or equivalent.

H. CONFIGURATION SHEET

Factory installed supply cords for pump motors shall be included on the list of factory installed components.

SD 16.3.10b (8/23/04)

PRIVILEGED AND CONFIDENTIAL

JACUZZI006428

REV JACUZZI006528

APEN 1384

003636

003636

003636

Intertek Testing Services NA Inc.

Report No. 3076105LAX-001
Jacuzzi Luxury Bath

Page 14

Issued: 07/15/05
Revised: 02/27/07

MANUFACTURING AND PRODUCTION TESTS

The manufacturer agrees to conduct the following Manufacturing and Production Tests as specified:

Required Tests

Dielectric Voltage Withstand Test

003637

003637

SD 16.3.10b (8/23/04)

PRIVILEGED AND CONFIDENTIAL

JACUZZI006429

REV JACUZZI006529

APEN 1385

Intertek Testing Services NA Inc.

Report No. 3076105LAX-001
Jacuzzi Luxury Bath

Page 15

Issued: 07/15/05
Revised: 02/27/07

DIELECTRIC VOLTAGE WITHSTAND TEST**Method**

One hundred percent of production of the products covered by this Report shall be subjected to a routine production line dielectric withstand test.

The test shall be conducted on products, which are fully assembled. Prior to applying the test potential, all switches, contractors, relays, etc., should be closed so that all primary circuits are energized by the test potential. If all primary circuits cannot be tested at one time, then separate applications of the test potential shall be made.

The test voltage specified below shall be applied between primary circuits and accessible dead-metal parts. The test voltage may be gradually increased to the specified value but must be maintained at the specified value for one second or one minute as required.

Test Equipment

The test equipment shall incorporate a transformer with an essentially sinusoidal output, a means to indicate the applied test potential, and an audible and/or visual indicator of dielectric breakdown.

The test equipment shall incorporate a voltmeter in the output circuit to indicate directly the applied test potential if the rated output of the test equipment is less than 500VA.

If the rated output of the test equipment is 500VA or more, the applied test potential may be indicated by either: 1 - a voltmeter in the primary circuit; 2 - a selector switch marked to indicate the test potential; or 3 - a marking in a readily visible location to indicate the test potential for test equipment having a single test potential output. In cases 2 and 3, the test equipment shall include a lamp or other visual means to indicate that the test potential is present at the test equipment output. All test equipment shall be maintained in current calibration.

Products Requiring Dielectric Voltage Withstand Test**PRODUCT****Test Voltage****Test Time**

All products covered by this Report.

1200 + 2.4V

1 second

SD 16.3.10b (8/23/04)

PRIVILEGED AND CONFIDENTIAL

JACUZZI006430

REV JACUZZI006530

APEN 1386

Intertek Testing Services NA Inc.

Report No. 3076105LAX-001
Jacuzzi Luxury Bath

Page 16

Issued: 07/15/05
Revised: 02/27/07

CORRELATION PAGE FOR MULTIPLE LISTINGS

MULTIPLE LISTING

The following products which are identical to those identified in the index except for model number and participant name are authorized to bear the ETL label under provisions of the Intertek Multiple Listing Program

MULTIPLE LISTEE

None

BASIC LISTEE

MANUFACTURER

PRODUCT

MULTIPLE LISTEE
MODEL NO. _____

BASIC LISTEE
MODEL NO. _____

BASIC LISTEE
ORDER NO. _____

SD 16.3.10b (8/23/04)

PRIVILEGED AND CONFIDENTIAL

JACUZZI006431

REV JACUZZI006531

APEN 1387

Intertek Testing Services NA Inc.


Report No. 3076105LAX-001
Jacuzzi Luxury Bath

Page 17

Issued: 07/15/05
Revised: 03/29/07

Combination Baths

PHOTO NO. 1 and 1A



SD 16.3.10b (8/23/04)

PRIVILEGED AND CONFIDENTIAL

JACUZZI006432

REV JACUZZI006532

APEN 1388

Intertek Testing Services NA Inc.

Report No. 3076105LAX-001
Jacuzzi Luxury Bath

Page 18

Issued: 07/15/05
Revised: 04/23/13

Combination Baths

PHOTO NO. 1 and 1A

General – Photo No. 1 Shows an overall end view of the BK 10 Allusion 7242, which represents all other models. The general design, shape and arrangement shall be as illustrated except where variations are specifically described. Photo 1A shows overall view of the Finestra Series.

1. Tub – See Table 1 for sizes. Acrylic, (fiber glass reinforced).
2. Jets – (Not Shown) See Table 1 for number, size, and type. PVC, secured in place to fitting plumbing through opening in tub. Jets sealed to tub using silicone rubber sealant.
 - a) Jet Assy. HTC – Unlisted Component, Mother Lode Plastics., constructed as shown in Illustration No. 1. Refer to Table 1 for specific quantities.
 - b) Jet Assy. Hydro-Air – Unlisted Component, HydroAir, constructed as shown in Illustration No. 2. Refer to Table 1 for specific quantities.
3. Controller – Recognized Component, (NCHX2), Gecko Electronics Inc., Model AS-120P-BHJ-VA-JZ1, rated input 120 V, 15 A; maximum total output 120 V, 15 A. The controller powers the blower, the solenoid valve, and provided with a tub side control. Controller provides power to Blower, Item 6.

Alternate Controller – Recognized Component, (NCHX2), Gecko Electronics Inc., Model DTHHD2, rated 120V, 60 Hz, 14A; max total output 120VAC, 60 Hz, 6.8A for blower + 6.8A for heater. The controller powers the blower. Controller is provided with tubside control and two water level sensors to trigger drain cycle to clear air channel.

Alternate Hydromassage Bathtub Controller – Recognized component, Manufactured by Global Power International Group LTD.

Model: DH3101 and DL3001. Rated 208 V, 50/60 HZ, 9.45 A max

Outputs:

Pump: 208~230 V, 9.2~8.9 A at high speed.

LED Light: 9 Vdc, 70mA Max

Air Valve: 12 Vdc, 0.21 A

Control Panel: 5 V, 135mA

Model: DH3102 and DL3002. Rated 240 V, 50/60 HZ, 9.15 A max

Outputs:

Pump: 208~230 V, 9.2~8.9 A at high speed.

LED Light: 9 Vdc, 70mA Max

Air Valve: 12 Vdc, 0.21 A

Control Panel: 5 V, 135mA

Alternate (Controller is only for Finestra models NN & NM series) – Recognized Component, Manufactured by CG Air Systems Inc, Model IC-TMSV-120/60-020-N-N, rated 120 V, 60 Hz, 15 A. Used in conjunction with blower Model 1-251012OF6J, manufactured by Air supply of the future Inc.

Alternate (Controller is only for motors in Finestra models NN & NM series) – Recognized Component, Manufactured by CG Air Systems Inc, Model IC-TMSPT-120/60-001-N-N-WD1-D1/4, rated 120 V, 60 Hz, 15 A.

* Alternate Pneumatic (control switch): Recognized component, manufactured by Tecmark_model SAFAC5031, Rated 120V, 15A, 60 Hz

4. Tub side control – (Not Shown) Tub side control is provided as part of the controller, item 3. The construction of the control has been investigated for two independent levels of insulation (plastic enclosure and dielectric gel).
5. Solenoid Assembly – (Not Shown) Consists of the following parts:
 - a) Enclosure – Metal with cover, overall dimension 2 ½ by 3 ½ by 2-3/16 inches overall. Notched opening 2 by 1-9/16 in. for solenoid body, item 5b).

SD 16.3.10b (8/23/04)

PRIVILEGED AND CONFIDENTIAL

JACUZZI006433

REV JACUZZI006533

APEN 1389

Intertek Testing Services NA Inc.

Report No. 3076105LAX-001
Jacuzzi Luxury Bath

Page 18A

New: 03/29/07

Revised: 04/23/13

Combination Baths

PHOTO NO. 1

- b) Solenoid Valve – Recognized Component, (YIOZ2), Horton Co., Model S2000, rated 120 V, 60 Hz, 12.5 W. Normally open device.
 - c) Strain relief – Any Listed Component, (NZMT), suitable for use with supply cord, item 5d).
 - d) Supply cord – Listed Component, (ZJCZ), type SJ, SJT, or equivalent, rated minimum 300 V, 105 C, 3-conductor, No 18 AWG, max 3 ft long. Routed close to tub surface and located 1-1/2 inch above tub mounting surface.
 - e) Supply cord Connector – Recognized Component, (RTRT2), 3 pin, rated minimum 300 V, 105 C, for No 18 AWG supply cord.
6. Blower – Recognized Component, (WAGN2), Gecko Electronics Inc., Model 1201-8, rated 120 V, 12 A, provided with an integral 800 Watt heater.
- Alternate Blower – Recognized Component, IES Blower, Model 12510120F3JV, rated 115V, 11.6 A, provided with an integral 900 Watt heater.
- Alternate Blower – Recognized component, Manufactured by Global Power Blower, Model BM2000, rated 120V, 12.5 A, provided with an integral 900 Watts heater.
- Alternate Blower – Recognized component, Manufactured by Global Power Blower, Model BM2001, rated 120V, 13.5 A, provided with an integral 900 Watts heater.
- Alternate – Recognized Component, Manufactured by Global Power Blower, Model BM2002, rated 120V, 14.17A
- Alternate (only for Finestra models NN & NM series) – Recognized Component, Manufactured by Air supply of the future Inc, Model 1-2510120F6J, rated 120V, 60 Hz, 9.5A, 1 HP
- *Alternate Blower : Recognized component , Manufactured by Hydroguip, model 994-67012-Jo-S, rated 115V, 4.1A, 0.5hp, 200W
7. Check Valve – (Not Shown) Recognized Component, (WDUT2), G/G Industries, type 41118, (pressure range from 0-5 psi). Located in series between blower output and the tub. Second means of back flow protection provided by an inverted “U” in plumbing. The tip of the inverted “U” shall reach above water level and is located beneath the rim.
- Alternate – (Not Shown) Recognized Component, (WDUT2), G/G Industries, type 41115, (pressure range from 0-5 psi). Located in series between blower output and tub. Second back flow protection provided by an inverted “U” in plumbing. The tip of the inverted “U” shall reach above water level and is located beneath the Tub rim.
8. Frame (Finestra Series Only) – Extruded Aluminum. Refer to Illustration 5 for layout. Consist of minimum ¾ in. square frame with minimum 0.125 thickness.
9. Door (Finestra Series Only) – Same construction as noted in item 1. The door is constructed per illustration 6. Secured to tub by aluminum hinge that is constructed per illustration 7.

SD 16.3.10b (8/23/04)

PRIVILEGED AND CONFIDENTIAL

JACUZZI006434

REV JACUZZI006534

APEN 1390

Intertek Testing Services NA Inc.


Report No. 3076105LAX-001
Jacuzzi Luxury Bath

Page 19

Issued: 07/15/05
Revised: 02/27/07

Combination Baths

PHOTO NO. 2



003643

003643

SD 16.3.10b (8/23/04)

PRIVILEGED AND CONFIDENTIAL

JACUZZI006435

REV JACUZZI006535

APEN 1391

003643

Intertek Testing Services NA Inc.

Report No. 3076105LAX-001
Jacuzzi Luxury Bath

Page 20

Issued: 07/15/05
Revised: 04/23/13

Combination Baths

PHOTO NO. 2

General – Photo No. 2 Shows an overall end view of the BK 10 Allusion 7242, which represents all other models. The general design, shape and arrangement shall be as illustrated except where variations are specifically described.

1. Pump Stand – Secured to tub base by bolts. Motor stand is bolted to motor wooden plank enclosure as part of the pump, Item 8.
2. Heater – Recognized Component, (NCHX2), Hydro-Quip, Model CT-100-2000. Secured with threaded unions to tailpieces solvent welded to circulation piping. Rated 230 V, 8.3 A, 2000 Watts. Provided with integral 3 ft cord with molded-on grounding type attachment plug.
Alternate Heater - Listed component, Manufactured by Global Power, Model GPH001, rated: 240V, 8.3A.
* Alternate Heater: Recognized component, manufactured by Hydroquip, model CT-100, rated 120V, 12A, 60hz
3. Suction Fitting – (Not shown) Recognized Component, Jacuzzi Whirlpool Bath, consisting of suction cover, Part No. 6651, followed by a 3 digit number 000-999 incl., 2 in. stainless steel countersink screw and wall fitting, Part No. 1647000 maximum flow rate 136 gpm permanently molded in plastic.
Alternate Material - Harborlac 100 Grade ABS.
Alternate Suction Fitting - Recognized Component, Manufactured by Custom Molded Products, Model: 25218-0XX, 184 GPM.
Alternate Suction Fitting - Recognized Component, Manufactured by Custom Molded Products, Model: 25216, 110 GPM. With vacuum pump
4. Control Box – Recognized Component, (WBDT2), manufactured by IES, model IBS 3-240, input ratings 240 V, 8.35 A, provided with tub side control, water sensor, dc motor, LED light module and fiber optic light module.
Alternate Control Box – Recognized Component (File E253235), IES, model IBS 4-240, rated at 240 V, 8 A, consists of a control assembly unit, DC motors (non-hazardous limited voltage and current), water sensor, chromatherapy LED Module (sidewall mounted light module), tubside control, and fiber optic LED module.
Alternate Control Box – Please refer to item 6 below.
5. Tub side control – Provided as part of Item 4, control box and designer lights.
6. Distribution box – Recognized Component, (NCHX2), IES Controls, J Box 240, Input rating 240 V, 20 A, output rating 240 V, 10 A per load, max 20 A total.
Alternate Controller (Alternate to items 4 & 6 combined) – Recognized Component, Model IMC-266, Manufactured by Sequence Controls Inc, Input rating 240 V, 15A, 50/60 Hz. See the note below.
7. Pump – Jacuzzi, model JC, rated 230 V, 60 Hz, 8.0 A. Pump provided with a Listed power supply cord, Type SJT, 3-conductor, No. 14 AWG, 3-conductor, terminating in a grounding type attachment plug. Cord length max 3 ft from strain relief to face of plug. See Photo No. 3 for detailed description.
8. Motor – Recognized Component, (XEW2), A O Smith, Cat No. 7-177615, rated 230 V, 60 Hz, 8.0 A. Evaluated as part of Item 8.
Alternate Motor – Recognized Component, Emerson Model T55CXCJF-1341, rated 1-1/2 HP, 230VAC, 60HZ, 3450/1725RPM; capacitor positioned at 11 o'clock (for Combination Bath Collection)
Alternate Motor – Recognized Component, Emerson Model T55CXCJD-1338, rated 1-1/2 HP, 230VAC, 60HZ, 3450/1725RPM; capacitor positioned at 1 o'clock (for Combination Bath Collection)
Alternate Motor – Recognized Component, Emerson Model C55CXKNP-5044, rated 208VAC ~230VAC, 60HZ, 9.2A~8.9A, 3450/1725RPM. This motor is used in conjunction with Hydromassage Bathtub Controller, model DH3101 and DL3001 under item 3 on page 18.
Alternate Motor – Recognized Component, Nidec Motor Corp., Part No. C055KNP5044PA3H, rated 208-230VAC, 60HZ, 9.2A, 3450RPM 2SP;
Alternate Motor – Recognized Component, Nidec Motor Corp., Part No. S055NFE7055PA3K, rated 230VAC, 60HZ, 7.0A, 3450RPM;
Alternate Motor – Recognized Component, Nidec Motor Corp., Part No. C055JTG2006PA3H, rated 208-230VAC, 60HZ, 9.2A, 3450RPM 2SP;
* Alternate motor: - Recognized component, manufactured by Emerson, model K41GWAAA-1001, rated 115V, 7A, 60 Hz
9. Ozone generator – Recognized component, manufactured by Prozone, Model # Pz6-13EC, rated 120V, 60 Hz, 0.28A. See illustration 4.
Alternate – Recognized component. Manufactured by Del Ozone. Model# CDS-16DR or CDS-16JWB, rated 120V, 60 Hz, 90mA, 11 Watts.
Alternate – Recognized component. Manufactured by Del Ozone, Models GW87000, and GW97000, rated 120V, 60Hz, 50mA. Model GX32000, rated 240V 60 Hz, 20mA .
* Alternate ozone generator: - Recognized component, manufactured by Del Ozone model number APG-U-06, rated 120V, 40-70mA, 60 Hz.

Note: The alternate Controller Model IMC-266 under item 6 is only used with Listed Heater Model GPH001 under item 2 above.

SD 16.3.10b (8/23/04)

PRIVILEGED AND CONFIDENTIAL

JACUZZI006436

REV JACUZZI006536

APEN 1392

003644

003644

003644

Intertek Testing Services NA Inc.

Report No. 3076105LAX-001
Jacuzzi Luxury Bath

Page 20A

Added 04/23/13

10. *Bath light:- Recognized component, manufactured by O Ryan, model Hydrostar 1500, rated 120V, 0.5A, 60 Hz
11. * Junction Box with two Receptacles inside Junction box – Listed junction box with two listed receptacles inside each rated 120v, 20A, 60

003645

003645

SD 16.3.10b (8/23/04)

PRIVILEGED AND CONFIDENTIAL

JACUZZI006437

REV JACUZZI006537

APEN 1393

003645

12. Intertek Testing Services NA Inc.

Report No. 3076105LAX-001
Jacuzzi Luxury Bath


Page 21

Issued: 07/15/05
Revised: 02/27/07


Combination Baths

PHOTO NO. 3

Exploded View of Pump



Exploded View Mechanical Seal



SD 16.3.10b (8/23/04)

PRIVILEGED AND CONFIDENTIAL

JACUZZI006438

REV JACUZZI006538

APEN 1394

Intertek Testing Services NA Inc.

Report No. 3076105LAX-001
Jacuzzi Luxury Bath

Page 22

Issued: 07/15/05
Revised: 07/24/10

Combination Baths

PHOTO NO. 3

General - Photo No. 3 shows an exploded view of the pump assembly and exploded view of the mechanical seal.

Item

1. Case/Bracket – Polymeric, at least 1/8 in. thick and approximately 7-1/4 in. high by 6-1/4 in. wide by 3-1/4 in. deep, secured by four through bolts.
2. Mechanical Seal – Constructed of the following:
 - a) Collar – (Stainless steel, 1-9/32 in. OD, 31/32 in. ID, 3/8 in. high.)
 - b) Spring – (Stainless steel, 7/16 in. high, 1-1/4 in. wide, 1 in. ID)
 - c) Bushing – (Buna-N, 5/8 in. ID, 7/8 in. OD, 3/16 in. high.)
 - d) Collar – (Stainless steel, 1-1/4 in. OD, 1-1/32 in. ID, 7/16 in. high.)
 - e) Bushing – (Carbon, 1 1/16 in. ID, 1-1/4 in. OD, 9/32 in. high.)
 - f) Bushing – (Ceramic, 5/16 in. wide, 11/16 in. ID, 1-1/8 in. OD)
 - g) Seal Cap – (Buna-N, 9/32 in. high, 1-1/4 in. OD, 7/8 in. ID)

3. Impeller and Wear Ring – Polymeric, pressed on stainless steel wear ring.

No.	HP	Intake	Port Width (Discharge)	Trim Diameter	
		Opening (approx. in.)	(approximate in.) Minimum	(approximate) Maximum	In.
1	1/4	1.80	0.175	0.185	3.88
2	3/4	1.65	0.285	0.300	3.73
3	1.0	1.65	0.285	0.300	4.23
4	1-1/2	1.65	0.350	0.375	4.23

4. Seal Ring – Polymeric, dimensions approx. 2 in. ID, 3/8 in. wide.
5. Suction Flange – Polymeric, approximately 6 in. high by 6 in. wide by 4 in. deep, secured by four bolts.
6. Suction Fitting – Not visible. Recognized Component, Jacuzzi Whirlpool Bath, Model 6651XXX, rated 136 GPM. Secured through a 2-7/8 in. ID hole in tub with polymeric mounting nut.

Alternate Material – Harborlac 100 Grade ABS.
Alternate Suction Fitting - Recognized Component, Manufactured by Custom Molded Products, Model: 25218-0XX, 184 GPM.
7. O-Ring – Buna-N, approximately 5-1/2 in. ID, approximately 3/16 in. thick, not relied upon as an insulator of live parts.

SD 16.3.10b (8/23/04)

PRIVILEGED AND CONFIDENTIAL

JACUZZI006439

REV JACUZZI006539

APEN 1395

Intertek Testing Services NA Inc.

Report No. 3076105LAX-001
Jacuzzi Luxury Bath

Page 22A

New: 10/14/05
Revised: 02/27/07

Combination Bath

PHOTO NOS. 4 & 5



SD 16.3.10b (8/23/04)

PRIVILEGED AND CONFIDENTIAL

JACUZZI006440

REV JACUZZI006540

APEN 1396

Intertek Testing Services NA Inc.

Report No. 3076105LAX-001
Jacuzzi Luxury Bath

Page 22B

Issued: 10/14/05
Revised: 11/01/12

Combination Baths

PHOTO NOS. 4 & 5

General – Photo Nos. 4 & 5 show an overall and overall end view of the Espree 6036.

1. Tub – See Table 1 for sizes. Acrylic, (fiber glass reinforced).
2. Jets – (Not Shown) See Table 1 for number, size, and type. PVC, secured in place to fitting plumbing through opening in tub. Jets sealed to tub using silicone rubber sealant.
 - a) Jet Assy. BMH – Unlisted Component, Harbor Plastics Manufacturing Co., constructed as shown in Illustration No. 3. Refer to Table 1 for specific quantities.
3. Blower – Recognized Component, CG Air Systems, model M3-300-750-120/60-N+JB01, rated 120 V, 11 A, 60 Hz, thermally protected.
Alternate – Recognized Component, CG Air Systems, model M3-300-750-120/60-N+JB01A, rated 120 V, 11 A, 60 Hz, thermally protected.
Alternate – Recognized Component, Gecko Alliance Group, Inc., Model Air.Wave, rated 120 Vac, 12.0 A, provided with an integral 600 Watt heater and not provided with integral controller.
4. Check Valve – Recognized Component, (WDUT2), G/G Industries, type 41115, (pressure range from 0-5 psi). Located in series between blower output and the tub. Second means of back flow protection provided by an inverted “U” in plumbing. The tip of the inverted “U” shall reach above water level and is located beneath the Tub rim.
Alternate – Recognized Component, CG Air, model Mani-SD. Located in series between blower output and the tub. Second means of back flow protection provided by an inverted “U” in plumbing. The tip of the inverted “U” shall reach above water level and is located beneath the tub rim.
5. Pump Stand – Secured to tub base by bolts. Motor stand is bolted to motor wooden plank enclosure as part of the pump, Item 8.
6. Suction Fitting – (Not shown) Recognized Component, Jacuzzi Whirlpool Bath, consisting of suction cover, Part No. 6651, followed by a 3 digit number 000-999 incl., 2 in. stainless steel countersink screw and wall fitting, Part No. 1647000 maximum flow rate 136 gpm permanently molded in plastic.
Alternate Material – Harborlac 100 Grade ABS.
Alternate Suction Fitting – Recognized Component, Manufactured by Custom Molded Products, Model: 25218-0XX, 184 GPM.
7. Distribution Box – Recognized Component, IES Controls, Part No. BA-JZB-B-DR90000, rated 120 V, 20 A, 50/60 Hz. Provided with 120 V, 15 A receptacles for the connection of blower and pump motors, 120 V, 20 A male plug for main power connection, fuseholder, and Bussman fuse type MDA, time delay rated 250 V, 20 A.
8. Jacuzzi Pump Assembly – Refer to Photo No. 3 for construction details.
9. Motor – Motor – Recognized Component – Motors (PRGY2) and Motor Protective Devices – Inherent Overheating Type (XEW2), Emerson, Nameplate includes: Model K37GWBLA-605, 115 V, 60 Hz, 3450 RPM, 4.8 A, INS. Class F, Ambient 40°C, thermally protected, cont. duty.
Alternate Motor – Recognized Component, Emerson Model K41GWAAA-1000, rated 115VAC, 60HZ, 4.4A, 3450RPM;
Alternate Motor – Recognized Component, Emerson Model K41GWAAP-1013, rated 115VAC, 60HZ, 7.0A, 3450RPM;
Alternate Motor – Recognized Component, Emerson Model K41GWAAB-1001, rated 115VAC, 60HZ, 7.0A, 3450RPM;
Alternate Motor – Recognized Component, Nidec Motor Corp., Part No. K041AAA1000PA3H, rated 115VAC, 60HZ, 4.4A, 3450RPM;
Alternate Motor – Recognized Component, Nidec Motor Corp., Part No. K041AAB1001PA3H, rated 115VAC, 60HZ, 7.0A, 3450RPM;
Alternate Motor – Recognized Component, Nidec Motor Corp., Part No. K041AAP1013PA3H, rated 115VAC, 60HZ, 7.0A, 3450RPM;
10. Ozone generator – Recognized component, manufactured by Prozone, Model # Pz6-13EC, rated 120V, 60 Hz, 0.28A. See illustration 4.
Alternate – Recognized component. Manufactured by Del Ozone. Model# CDS-16DR or CDS-16JWB, rated 120V, 60 Hz, 90mA. 11 Watts.
Alternate – Recognized component. Manufactured by Del Ozone, Models GW87000, and GW97000, rated 120V, 60Hz, 50mA. Model GX32000, rated 240V 60 Hz, 20mA.

SD 16.3.10b (8/23/04)

PRIVILEGED AND CONFIDENTIAL

JACUZZI006441

REV JACUZZI006541

APEN 1397

Intertek Testing Services NA Inc.

Report No. 3076105LAX-001
Jacuzzi Luxury Bath

Page 22C

New: 01/10/06
Revised: 02/27/07

Combination Bath

PHOTO NOS. 6 & 7



SD 16.3.10b (8/23/04)

PRIVILEGED AND CONFIDENTIAL

JACUZZI006442

REV JACUZZI006542

APEN 1398

Intertek Testing Services NA Inc.

Report No. 3076105LAX-001
Jacuzzi Luxury Bath

Page 22D

New: 01/10/06
Revised: 02/27/07

Combination Bath

PHOTO NO. 8



003651

003651

SD 16.3.10b (8/23/04)

PRIVILEGED AND CONFIDENTIAL

JACUZZI006443

REV JACUZZI006543

APEN 1399

003651

Intertek Testing Services NA Inc.

Report No. 3076105LAX-001
Jacuzzi Luxury Bath

Page 22E

New: 01/10/06
Revised: 07/24/10

Combination Baths

PHOTO NOS. 6 – 8

General – Photo Nos. 6 – 8 show overall views and an internal view of Affinity model R360.

Item

1. Tub – Acrylic fiberglass reinforced, five sided tub, overall 67 by 67 by 34 by 34 by 48 by 20 in. high. Provided with a false bottom. Provided with fifty-seven 0.12 in. (3.0 mm) holes along the inside bottom edge of tub for air input. One drain, 2 in. diameter provided in bottom of tub. Near top of center tub wall, provided with one 9 by 7 in. hole for Plexiglass Window (Item 2) covering television screen and one 0.35 in. (9.0 mm) hole for Television Infra-Red (IR) Window (Item 3). One hole for Shroud (Fig. 2, Item 1) hexagon-shaped: two sides 10-1/2, two sides 13-1/2, one side 5-3/4, one side 16 in. Provided with 1/3 in. thick foam adhesive backed gasket to provide seal for Outer Shroud.
2. Television Viewing Window – Recognized Component (QMFZ2), Chi Mei Corp., Type PA-765A, min. 0.12 in. (3.0 mm) thick. Overall dimensions, 9-1/2 by 11-3/4 in. Secured by 6 screws into plywood attached in resin to fiberglass.
3. Television IR Window – Acrylic, overall 0.35 in. (9 mm) diameter. Secured in IR hole in Tub by clear acrylic cement. Silicone sealant used to seal IR hole.
4. Suction Fitting – (Not Shown) Unlisted Component, Jacuzzi Whirlpool bath, Part No. 6651000, rated 136 GPM, center of Suction Fitting is 4-1/2 in. from the tub bottom. Secured to shell with screws to prevent removal without the use of tools.
Alternate Suction Fitting - Recognized Component, Manufactured by Custom Molded Products, Model: 25218-0XX, 184 GPM.
5. Jets – Eleven jeture jets provided. Four jets 1 in. ID secured to tub shell by two screws. Four jets 1 1/16 in. ID, secured to tub shell by two screws. Two jets 5/8 in. ID, secured by threaded fit in tub shell. One jet 1-1/4 in., secured by threaded fit in tub shell.
6. Tub Side Controls – Two provided. One, non-electrical, provided with controls for controlling the amount of air to 3 jets. One electrical, provided with controls for the pump, blower, and air injection and DC motors (valves, manifold).
7. Bath Light – Two provided. Recognized Component (WBDT2), O’Ryan Industries, Model U2001L, rated 12 V. Lens secured to tub shell with permanent adhesive sealant.
8. Shroud – Plastic, manufactured by Aristech, Type Altair I-300, min. thickness 0.13 in. overall 24-1/2 by 10-1/2 by 10-1/2 in. Secured to tub by 3 screws. Three vent openings 2-1/4 by 0.12 in. on either side of opening. Four vent openings 2-1/4 in. by 0.12 in. on back of Shroud.
9. Vent Baffles – Three provided, plastic, 3-1/2 by 2-1/4 by 1 in., min. thickness 0.06 in. Secured to inside of Shroud over vents to route water away from the Shroud Compartment. Secured to Shroud by adhesive.
10. Gasket – Frost King-Thermwell Products, P/N V27W, EPDM Cellular Rubber with Self Stick Tape measuring 5/8” wide x 5/16” thick, used to form a water tight seal around the edge of the television mask.
11. Television Fan – Recognized Component (GPWV2) Sunon, Part No. KDE1206PTS1, rated 12 V, 2.2 W, 0.19 A (airflow is 21.7 cfm). Secured by four screws to the Inner Shroud.
12. Television Drip Shield – Recognized Component (QMFZ2), Chi Mei, Type PA-765A, min. thickness 0.12 in. (3.0 mm). Overall dimensions 10-1/2 by 12-1/4 by 13 in. Secured to Television Stand and over Television by four screws.

SD 16.3.10b (8/23/04)

PRIVILEGED AND CONFIDENTIAL

JACUZZI006444

REV JACUZZI006544

APEN 1400

Intertek Testing Services NA Inc.

Report No. 3076105LAX-001
Jacuzzi Whirlpool Bath

Page 22F

New: 7/15/05
Revised: 02/27/07

Combination Baths

PHOTO NOS. 6 – 8

13. Speakers – (Located in Class 2 Circuit) Four provided, made by Poly Planar Inc. (marine grade), Model MA4054, rated 4 ohms, 40 W. Two secured on each side of tub television cutout by 4 screws, fasteners, and silicone adhesive over the electrical connections. Two secured on either side of Shroud by four screws, fasteners and silicone adhesive over the electrical connections.
14. Television – (Not Shown) Listed Component (WZVQ), Audiovox Specialty Markets Co. L P, Model AVT-988, rated 12 Vac, 60 Hz, 3.5 A. Secured by fit between Plexi-Glass Window, Television Drip Shield, and Television Stand. The television power supply cord is protected by Recognized Component (YDRQ2), Heyco Products, Model 8449. The tubing runs from the Television Junction Box to approximately 1/2 in. above the Television Stand.
15. Television Mask – Plastic, min. thickness 0.04 in. overall 9 by 8 in. with 1-1/2 by 3/4 in. cut out for Television IR Window. Internal dimensions 6-3/4 by 5-3/4 in. Secured to front of Television by double sided foam adhesive.
16. Television Stand – Metal, min. 0.054 in. (1.37 mm) thick. Overall approximately 13-1/2 X 13 in. Secured to tub shell by six screws and two standoffs 1-1/4 in. long.
17. Television Fan, Regulating Thermostat – Recognized Component (XAPX2) Nippon GT Corp., Model 54N31T445-090 (rated off 25 ± 3° C, on 35 ± 3° C). Secured with mounting bracket under Television Fan.
18. Blower Controller – Recognized Component, Gecko, Model DPFLD2-120B-BA-LQ-SWL-IR-JZ2, input rated 120 V, 15 A, 60 Hz; output rated 120 V, 8 A, 60 Hz; light output rated 12 VAC, 1.2 A. Supplies power to two power supplies, blower and motor/pump control panel, blower, and IR Sensor. It is connected to blower controller via data link.
19. Blower, Anti-Siphon Protection – Provided with a check valve, Recognized Component (WDUT2), King Brothers Ind. Inc., Model 2 in. Also complete loop of tubing on blower output where the top of the loop is above the water level.
20. Blower – Recognized Component (WAGN2) IES, Model Max Air (Model 1-2510120F), using motor model UDS501CNDAA, by Panasonic, rated 120 V, 60 Hz, 7 A, 1.0 Hp, 65°C. Secured by 4 bolts to metal stand.
21. Heater – Recognized Component (NCHX2) Rapid Heat, Model CEC3570-6002BU3, rated 120 V, 12.0 A, 1500 W. The attachment plug has been removed for field wiring. Secured to plumbing by two plastic nuts.
Alternate Heater – Listed component, Manufactured by Global Power, Model GPH002 & GPH003, rated: 120V, 12.5A.
22. Motor/Pump Controller – Recognized Component, Gecko, model MBH-1, input rated 120 V, 20 A, 60 Hz; output rated 120 V, 16 A, 60 Hz.
23. Pump – Recognized Component, Emerson, Model C55CXJL-4505, rated 115 V, 60 Hz, 16.0 A, 3450 RPM, Insulation Class B, thermally protected. Secured by 4 bolts and paint breaking star washers to metal stand.
24. Heater Junction Box – (Not Shown) Listed Component, overall 4 by 4 by 2 in. Provided with Listed conduit bushing to secure flexible cord from heater. Heater and field wiring conductors electrically connected using Listed wire nuts. Secured to suction pipe by two pipe clamps.

SD 16.3.10b (8/23/04)

PRIVILEGED AND CONFIDENTIAL

JACUZZI006445

REV JACUZZI006545

APEN 1401

Intertek Testing Services NA Inc.

Report No. 3076105LAX-001
Jacuzzi Luxury Bath

Page 22G

New: 01/10/06
Revised: 03/29/07

Combination Baths

PHOTO NOS. 6 – 8

25. Television Junction Box – (Not Shown) Listed Component, overall 4 by 4-1/2 by 1-3/4. Provided with two Listed conduit bushings to secure flexible cords. Secured to Tub shell by two screws.
25. Stereo – (Not Shown, Located in Class 2 circuitry) Pioneer Stereo, Model DEH-P3600, AM/FM CD Player, 14.4 VDC input, 4 channels at 50 W per channel. The stereo is provided with wiring so that it can be mounted a minimum of 5 ft. from the tub shell.
26. Power Supply – (Two provided) Listed Component, APX Technologies Inc., Model SP60912Z or SP9912, rated 100 – 240 V, 47 – 63 Hz, 1.6 A input; 60 W max, 12 V, 60 Hz, 5.0 A output (Class 2 output). Provides power to the stereo. Secured to the tub shell using screws to wood block embedded in the fiberglass.
27. Ozone generator – Recognized component, manufactured by Prozone, Model # Pz6-13EC, rated 120V, 60 Hz, 0.28A. See illustration 4.

Alternate – Recognized component. Manufactured by Del Ozone. Model# CDS-16DR or CDS-16JWB, rated 120V, 60 Hz, 0.09 mA. 11 Watts.

SD 16.3.10b (8/23/04)

PRIVILEGED AND CONFIDENTIAL

JACUZZI006446

REV JACUZZI006546

APEN 1402

Intertek Testing Services NA Inc.

Report No. 3076105LAX-001
Jacuzzi Luxury Bath

Page 22H

New: 04/05/06
Revised: 02/27/07

Combination Bath

PHOTO NOS. 9 & 10



5

8

11

3

10

SD 16.3.10b (8/23/04)

PRIVILEGED AND CONFIDENTIAL

JACUZZI006447

REV JACUZZI006547

APEN 1403

Intertek Testing Services NA Inc.

Report No. 3076105LAX-001
Jacuzzi Luxury Bath
Combination Bath

Page 22I

New: 04/05/06
Revised: 11/01/12
PHOTO NOS. 9 & 10

General – Photo Nos. 9 & 10 show an overall and component assembly view of Mito 6 Model DZ95 Bathtub.

1. Tub – See Table 1 for sizes. Acrylic, (fiber glass reinforced).
2. Jets – See Table 1 for number, size, and type. PVC secured in place to fitting plumbing through opening in tub. Jets sealed to tub using silicone rubber sealant.
3. Controller – Recognized Component, Gecko Electronics Inc., Model AS120P-BP-WR-XXX, rated 120 V, 60 Hz, 15 A. Used in conjunction with Saniflo Blower Model 1201-06. Controller provides power to Blower, item 6. Also provided with a tubside control (employs two independent layers of insulation). Tubside control is located on the side of the tub wall so that the top of the control is no more than 2-1/2 in. below tub rim. The tubside control is mounted on the tub with silicone sealant around a 2-1/2 in. diameter opening.
4. Tub side control – (Not Shown) Tub side control is provided as part of the controller, item 3. The construction of the control has been investigated for two independent levels of insulation (plastic enclosure and dielectric gel).
5. Blower – Recognized Component, Saniflo Inc., Model 1201-6, rated 120 V, 60 Hz, 12 A. Used in conjunction with Gecko controller Model AS120P-BP-WR-XXX.
Alternate – Recognized Component, Gecko Alliance Group, Inc., Model Air.Wave, rated 120 Vac, 12.0 A, provided with an integral 600 Watt heater and not provided with integral controller.
6. Check Valve – (Not Shown) Recognized Component, G/G Industries, type 41118, (pressure range from 0-5 psi). Located in series between blower output and the tub. Second means of back flow protection provided by an inverted “U” in plumbing. The tip of the inverted “U” shall reach above water level and is located beneath the rim.
Alternate Check Valve – (Not Shown) Recognized Component, G/G Industries, type 41115, (pressure range from 0-5 psi). Located in series between blower output and tub. Second back flow protection provided by an inverted “U” in plumbing. The tip of the inverted “U” shall reach above water level and is located beneath the Tub rim.
7. Suction Fitting – Recognized Component, Jacuzzi Whirlpool Bath, consisting of suction cover, Part No. 6651, followed by a 3 digit number 000-999 incl., 2 in. stainless steel countersink screw and wall fitting, Part No. 1647000 maximum flow rate 136 gpm permanently molded in plastic.
Alternate Suction Fitting - Recognized Component, Manufactured by Custom Molded Products, Model: 25218-0XX, 184 GPM.
8. Distribution Box – Recognized Component, IES Controls, Part No. BA-JZB-B-DR90000, rated 120 V, 20 A, 50/60 Hz. Provided with 120 V, 15 A receptacles for the connection of blower and pump motors, 120 V, 20 A male plug for main power connection, fuseholder, and Bussman fuse type MDA, time delay rated 250 V, 20 A.
9. Jacuzzi Pump Assembly – Refer to Photo No. 3 for construction details.
10. Motor – Recognized Component – Motors (PRGY2) and Motor Protective Devices – Inherent Overheating Type (XEWR2), Emerson, Nameplate includes: Model K37GWBL-607, 115 V, 60 Hz, 3450 RPM, 7.0 A, Ins. Class F, Ambient 40°C, thermally protected, cont. duty.
Alternate Motor – Recognized Component, Emerson Model K41GWAAA-1000, rated 115VAC, 60HZ, 4.4A, 3450RPM;
Alternate Motor – Recognized Component, Emerson Model K41GWAAP-1013, rated 115VAC, 60HZ, 7.0A, 3450RPM;
Alternate Motor – Recognized Component, Emerson Model K41GWAAB-1001, rated 115VAC, 60HZ, 7.0A, 3450RPM;
Alternate Motor – Recognized Component, Nidec Motor Corp., Part No. K041AAA1000PA3H, rated 115VAC, 60HZ, 4.4A, 3450RPM;
Alternate Motor – Recognized Component, Nidec Motor Corp., Part No. K041AAB1001PA3H, rated 115VAC, 60HZ, 7.0A, 3450RPM;
Alternate Motor – Recognized Component, Nidec Motor Corp., Part No. K041AAP1013PA3H, rated 115VAC, 60HZ, 7.0A, 3450RPM;

SD 16.3.10b (8/23/04)

PRIVILEGED AND CONFIDENTIAL

JACUZZI006448

REV JACUZZI006548

APEN 1404

Intertek Testing Services NA Inc.

Report No. 3076105LAX-001
Jacuzzi Luxury Bath

Page 22J

Added: 11/01/12

11. Electronic Control – Recognized Component, IES Controls, model P-16-P, rated 120 VAC, 15 A, 60 Hz. Intended to turn the motor on or off and vary the speed.
12. Ozone generator – Recognized component, manufactured by Prozone, Model # Pz6-13EC, rated 120V, 60 Hz, 0.28A. See illustration 4.
Alternate – Recognized component. Manufactured by Del Ozone. Model# CDS-16DR or CDS-16JWB, rated 120V, 60 Hz, 0.09 mA. 11 Watts.

003657

003657

SD 16.3.10b (8/23/04)

PRIVILEGED AND CONFIDENTIAL

JACUZZI006449

REV JACUZZI006549

APEN 1405

003657

Intertek Testing Services NA Inc.

Report No. 3076105LAX-001
Jacuzzi Luxury Bath

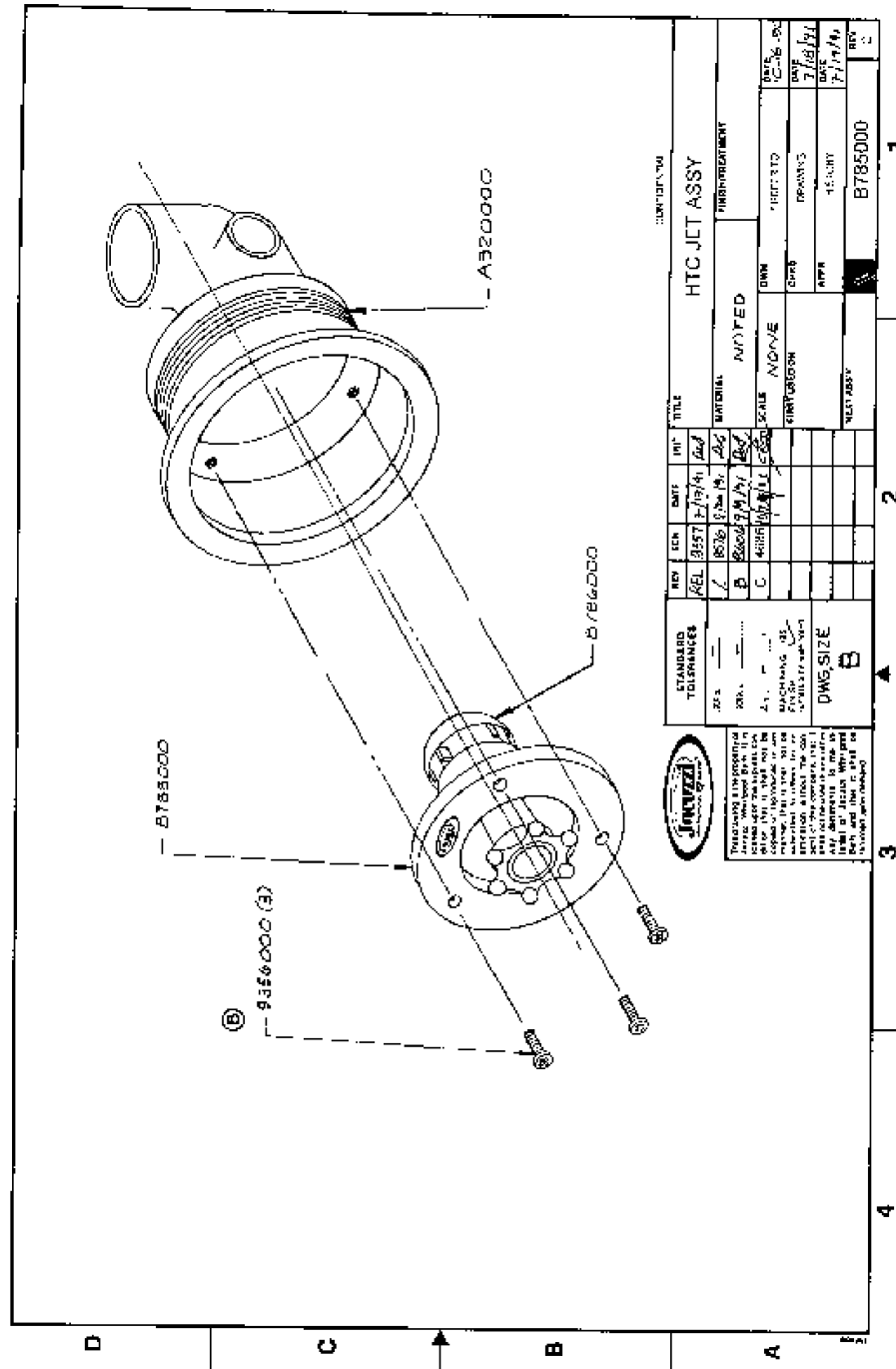
Page 23

Issued: 07/15/05
Revised: 02/27/07

Jet Assy, HTC

ILLUSTRATION NO. 1

HTC jets with orifice size maximum 1.25 in. ID. All jets secured through tub by jet body and polymeric mounting nut.



SD 16.3.10b (8/23/04)

PRIVILEGED AND CONFIDENTIAL

JACUZZI006450

REV JACUZZI006550

APEN 1406

003658

Intertek Testing Services NA Inc.

Report No. 3076105LAX-001
Jacuzzi Luxury Bath

Page 24

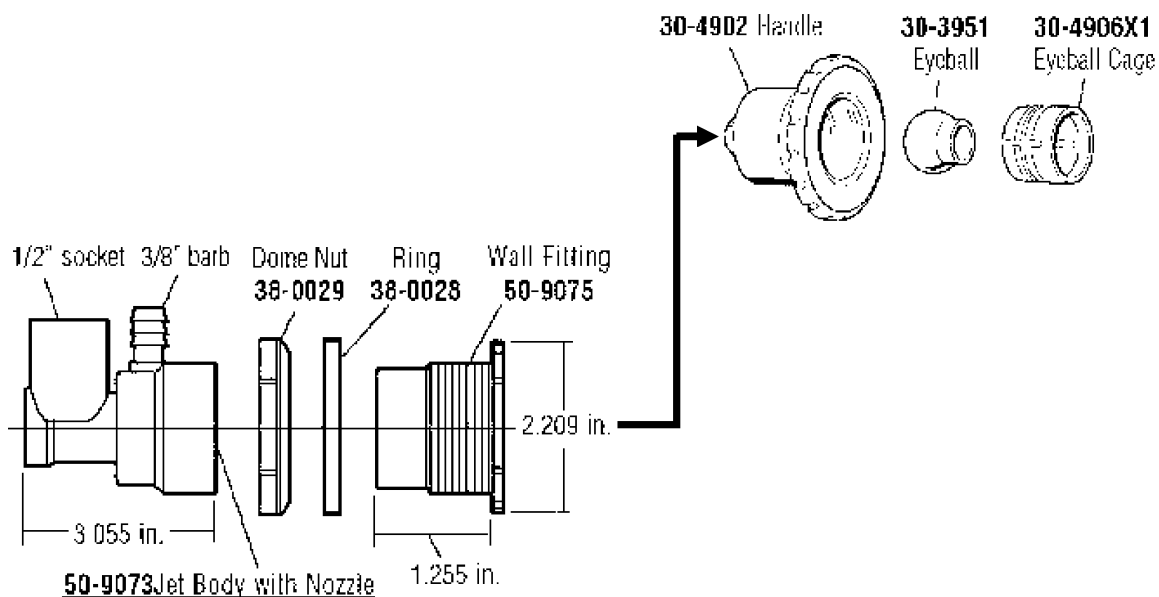
Issued: 07/15/05
Revised: 02/27/07

Jet Assy, HydroAir

ILLUSTRATION NO. 2

HydroAir jets with orifice size maximum 5/16 in. ID. All jets secured through tub by jet body and polymeric mounting nut.

Super Micro Magna Flow Assembly by HydroAir Industries



10-9073LT - 1/2" socket x 3/8" barb

Jet Assembly (less Therapy option) includes:
Jet Body, Nozzle, Ring, Nut and Wall Fitting

SD 16.3.10b (8/23/04)

PRIVILEGED AND CONFIDENTIAL

JACUZZI006451

REV JACUZZI006551

APEN 1407

003660

Report No. 3076105LAX-001
Jacuzzi Luxury Bath

Page 24B


New: 03/07/07

Revised: 06/30/09
ILLUSTRATION NO. 4

Ozone generator



Model GW87000



SD 16.3.10b (8/23/04)

PRIVILEGED AND CONFIDENTIAL

JACUZZI006453

REV JACUZZI006553

APEN 1409

Report No. 3076105LAX-001
Jacuzzi Luxury Bath


Page 24BB

New: 06/30/09


Ozone generator

ILLUSTRATION NO. 4 continued

Model GW97000



Model GX32000



SD 16.3.10b (8/23/04)

PRIVILEGED AND CONFIDENTIAL

JACUZZI006454

REV JACUZZI006554

APEN 1410

Ozone generator

ILLUSTRATION NO. 4 continued

EXPLODED VIEW
NOT TO SCALE

ITEM NO.	PART NO.	DESCRIPTION	QTY.
1	M434000	VALVE-3/8" x 1/2" x 1/2" x 1/2"	1
2	BF52000	AIR MANIFOLD, 1/4" x 1/2"	2
3	6462000	ELBOW, 1/2"	2
4	C279000	ADAPTER, 1/2" x 1/2"	1
5	0450000	"TEE", 1/2"	5
6	0426200	FLEX, 1/2", 12" x 1/2"	2
7	7164000	FLEX, 1/2", 12" x 1/2"	2
8	A944000	ROD, 1/2" x 1/2" x 1/2" x 1/2"	1
9	0618000	FLEX, 1/2", 12" x 1/2"	2
10	0618000	FLEX, 1/2", 12" x 1/2"	2
11	0618000	FLEX, 1/2", 12" x 1/2"	2
12	7069000	FLEX, 1/2", 12" x 1/2"	1
13	7069000	FLEX, 1/2", 12" x 1/2"	1
14	7069000	FLEX, 1/2", 12" x 1/2"	1
15	7069000	FLEX, 1/2", 12" x 1/2"	1
16	7069000	FLEX, 1/2", 12" x 1/2"	1
17	7069000	FLEX, 1/2", 12" x 1/2"	1
18	0618000	FLEX, 1/2", 12" x 1/2"	2
19	0648000	FLEX, 1/2", 12" x 1/2"	1
20	0648000	FLEX, 1/2", 12" x 1/2"	1
21	0648000	FLEX, 1/2", 12" x 1/2"	1

TO BMM-026

SD 16.3.10b (8/23/04)

PRIVILEGED AND CONFIDENTIAL

JACUZZI006455

REV JACUZZI006555

APEN 1411

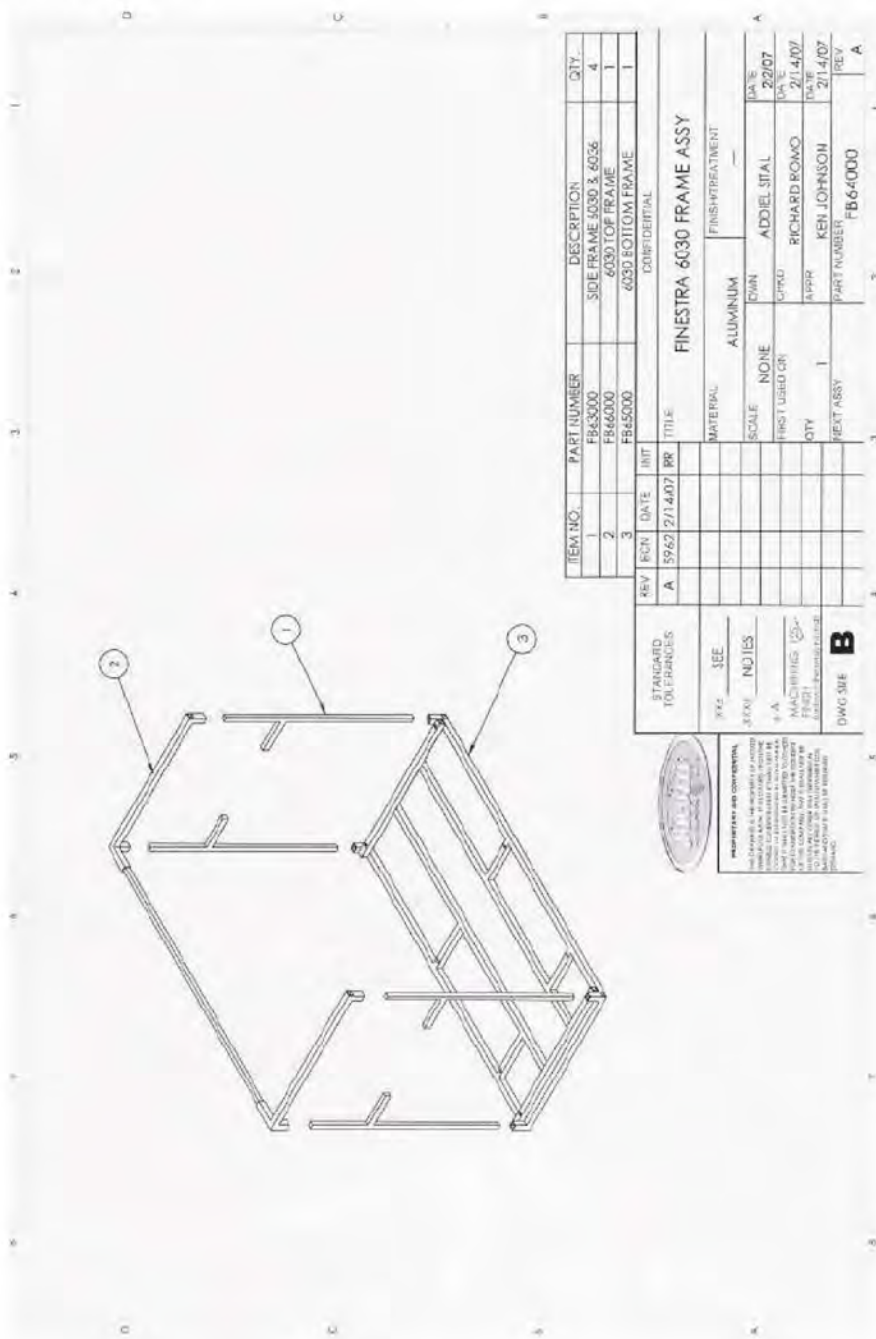
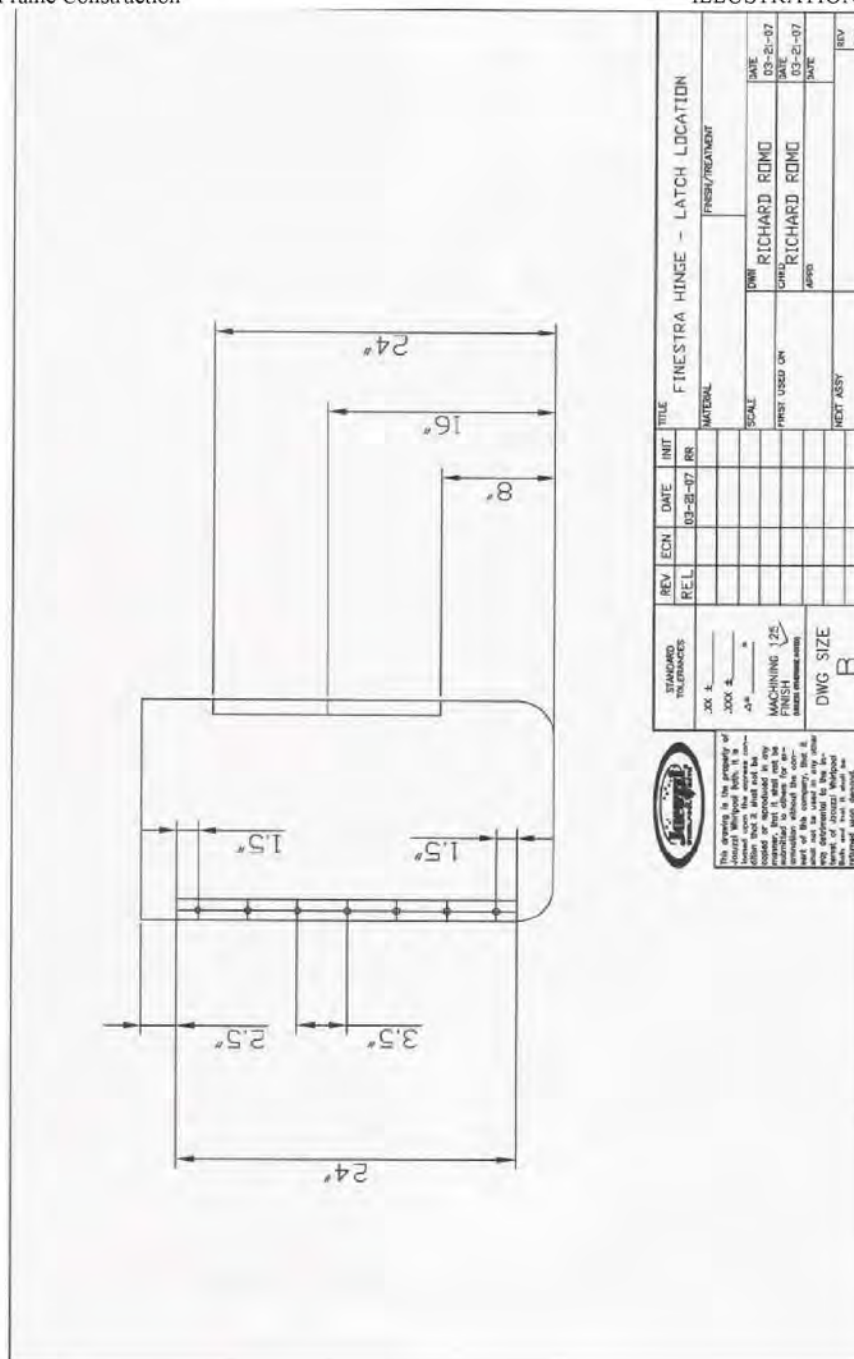
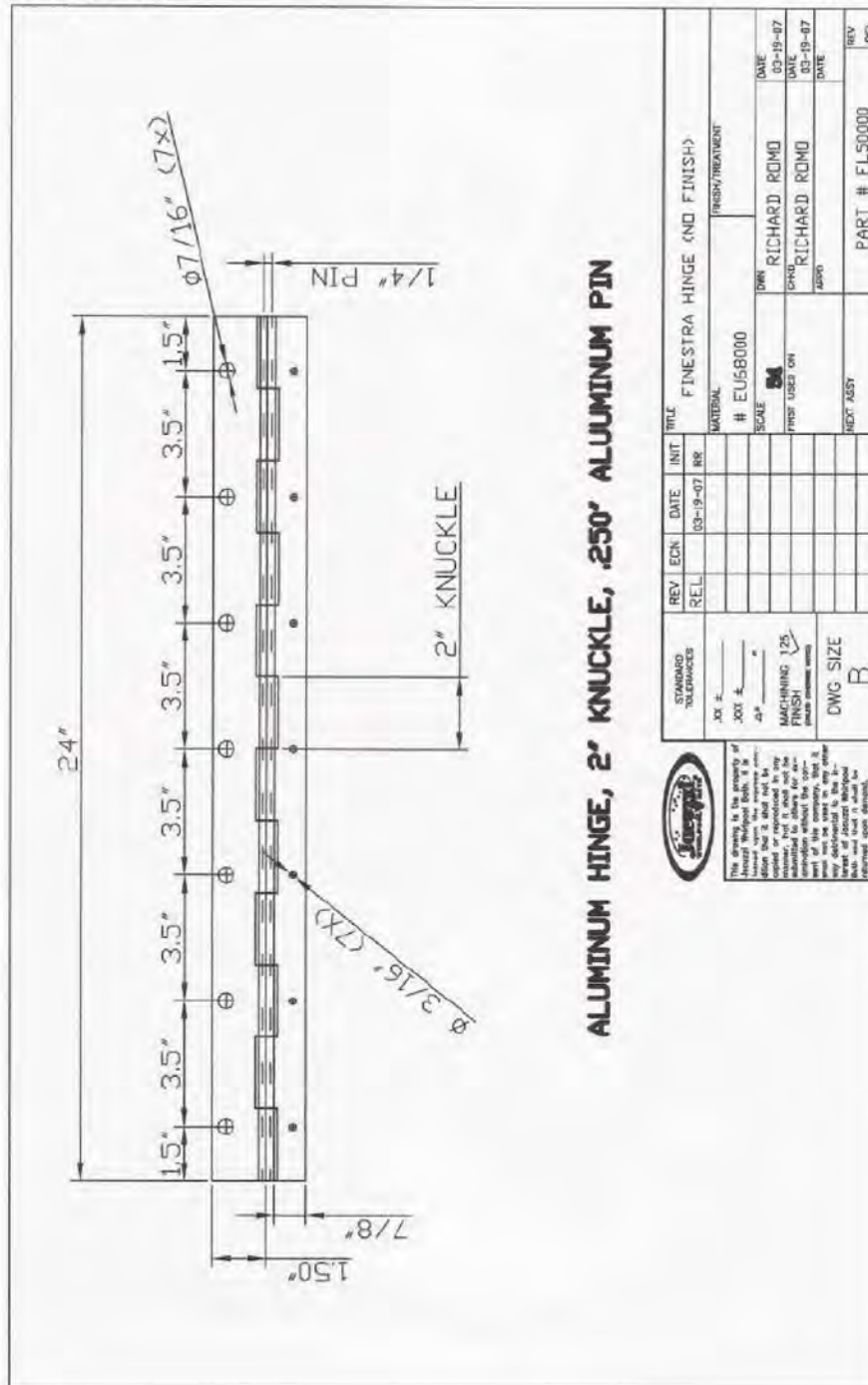


ILLUSTRATION NO. 6 Continued



003666



SD 16.3.10b (8/23/04)

Intertek Testing Services NA Inc.

Report No. 3076105LAX-001
Jacuzzi Luxury Bath

Page 25

Issued: 07/15/05
Revised: 01/14/2013

Combination Baths

Evaluation of Unlisted Components

Because unlisted components are uncontrolled, and they do not fall under a third party follow up program, Intertek may require these components to be tested and/or evaluated at least once annually, more often for certain components, as part of the independent certification process. The unlisted components in the table below require testing and/or evaluation as indicated.

Note to Intertek Follow Up Inspector: The Component Evaluation Center, CEC, will notify you in writing when these components must be selected and sent to the CEC for re-evaluation

Ship the samples to: Intertek Testing Services NA Inc.
ETL Component Evaluation Center
45000 Helm Street, Suite 150
Plymouth Twp., MI 48170 USA
Attn: Component Evaluation Center

Sample Disposition: Due to the destructive nature of the testing, all samples will be discarded at the conclusion of testing unless, the manufacturer specifically requests the return of the samples. The request for return **must** accompany the initial component shipment.

The Unlisted Components covered by this report are shown in the following Table:

003668

003668

SD 16.3.10b (8/23/04)

PRIVILEGED AND CONFIDENTIAL

JACUZZI006460

REV JACUZZI006560

APEN 1416

003668

Intertek Testing Services NA Inc.

*Report No. 3076105LAX-001
Jacuzzi Luxury Bath

Page 26

Issued: 07/15/05
Revised: 02/27/07

Photo No.	Item No.	Component Description	Manufacturer	Catalog No.	Frequency*	Qty**	Send to CEC (YES or NO)	Required Action***
1	2a)	Jet Assy, HTC	Harbor Plastics Manufacturing Co.	Jet Assy, HTC	Quarterly	1	N	Visual; Refer to Illustration No. 1
1	2b)	Jet Assy, HydroAir	HydroAir	Jet Assy, HydroAir	Quarterly	1	N	Visual; Refer to Illustration No. 2
4 & 5	2a)	Jet Assy, BMH	Harbor Plastics Manufacturing Co.	Jet Assy, BMH	Quarterly	1	N	Visual; Refer to Illustration No. 3
6 - 8	4	Suction Fitting	Jacuzzi Whirlpool bath	6651000	Quarterly	---	N	Same as suction fitting sent and evaluated in Listing Report No. *3076142LAX-001.

* Quarterly, semi-annual, annual.

** note: Indicate any samples not available and provide the anticipated date that the component will be available.

*** Required Action (select one of the three):

- Visual
- Partial
- Full Evaluation

Note:

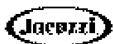
Visual means the quarterly verification of the description of the unlsted component in the report is sufficient for Certification.

From: Martinez, Audrey </O=JACUZZI ORGANIZATION/OU=EXCHANGE ADMINISTRATIVE GROUP (FYDIBOHF23SPDLT)/CN=RECIPIENTS/CN=AUDREY MARTINEZ66B76F91>
To: 'Gordon Fairbanks'; Jerry Melvin (jerry@fairbanksconstruction.com)
Sent: 4/6/2015 2:57:39 PM
Subject: FW: Jacuzzi Walk In Tub ADA Contoured Seat Design and Grab Bars - Fairbanks Construction

We'll take this from here. Thank you so much for your support on this one.

Audrey Martinez

Marketing Manager- Aging In Place Bathing



www.jacuzzi.com

13925 City Center Drive, Suite 200/ Chino Hills, CA 91709
 909.247.2582 (o) 909.762.3203 (c)

This email and any attachments are confidential and may be legally privileged. If you are not the intended recipient, please notify the author by replying to this email message, and then delete all copies of the email on your system. If you are not the intended recipient, you must not disclose, distribute, copy, print or use this email in any manner. Email messages and attachments may contain viruses. Although we take precautions to check for viruses, we make no assurances about the absences of viruses. We accept no liability and suggest that you carry out your own virus

From: Patricia K. Herman, Esquire [mailto:lopkhpa@gmail.com]
Sent: Monday, April 06, 2015 11:46 AM
To: Martinez, Audrey
Cc: Rowan, Bob; Gordon Fairbanks; Rick Ragle
Subject: Re: Jacuzzi Walk In Tub ADA Contoured Seat Design and Grab Bars - Fairbanks Construction

Good afternoon Audrey

Last Thursday, Fairbanks, Rick Eagle and another gentleman, came out and repaired the leaking faucet and hand shower and removed your product that was previously placed on the seat to prevent my Mother slipping off of the seat and into the tub. After cleaning the seat, and letting it dry for several hours, Rick then applied the material that you had sent to the seat. This was last Thursday. The tub was not used on Thursday. I have attached pictures of the faucet, hand shower and seat. I have no complaints with the work that was completed by Rick and his associate.

I must tell you that when I first saw the package that the material was shipped in, a Fed ex letter envelope, I was a little taken back. When Rick opened the package and showed me the actual product, I was extremely skeptical and worried. However, since I have repeatedly told you that I need a contoured seat, that my mother is in a wheelchair, not mobile, not weight bearing, my concern about her slipping again in your tub, and your reply was to send this product for my Mother to utilize, which would solve the problem of her slipping off of the seat of your tub, I trusted you with my Mother's safety.

On Friday morning, my Mother utilized the new product for the first time for a seated shower. Both of our anxiety levels were up because we were worried about her slipping off of the seat. When my Mother entered the dry tub and sat on the dry seat, she had no slippage. When my Mother used the shower wand, which was relocated from the left side of the tub to the right side, there was no slippage. The shower wand placement works perfectly for my Mother. The water pressure is the strongest it has ever been. Seeing no slippage issue, I left my Mother to bathe, and began to set up her music. Within a few seconds, my Mother was calling out that she was slipping. Since I was standing at the vanity at the time, I peeped my head into the bathroom, and saw my mom at the edge of the seat with her head close to the middle of the back rest portion of the seat. I immediately grabbed my Mother and tried to place her back on the seat, but she kept sliding off. I had to climb over the wall of the tub, lift my Mother off of the seat and her feet completely off of the tub floor, turn so my back was to the door of the tub, and slowly opening the door to the tub, while rotating out of the way of the door, with my Mother in my arms suspended above the tub floor, until the door was fully opened so I could then back out of the tub, turn forty five degrees and place my Mother in her wheelchair.

JACUZZI006462

REV JACUZZI006562

APEN 1418

Once soap gets onto the product you sent, it becomes extremely slippery.

So, yesterday, Easter Sunday, my Mother was having some pain in her left leg, I helped my Mother get into the tub for hydrotherapy. Believing that soap was the issue for Friday's slippage, NOTHING was added to the tub except the water that came out of the faucet with such wonderful pressure. I turned on the chromotherapy on a pale blue. I then landed across my Mother to turn on the air and water jets. As soon as I turned on the jets, my Mother slid under beneath my body and off of the seat. Since I was still stretched over the tub, I grabbed my Mother from the bottom of the tub and tried to place her on the seat, but the jets were too strong, and I could not turn them off because I was holding my Mother. So I, fully clothed in jeans and all, while still holding my Mother, stepped over the wall of the tub, turned off the jets, waited approximately 11 minutes for the tub to drain so I could open the tub door to exit as we had previously done on Friday.

I cannot begin to tell you the level of anxiety and stress that this has placed upon my Mother, but I did tell you on numerous occasions that this is the exact type of anxiety and stress that my Mother should never experience.

My Mother should be able to use soap in her tub.

My Mother should be able to use water in her tub.

My Mother should be able to sit in her tub without the fear and anxiety of slipping or physical injury.

I have cooperated with all of Jacuzzi's suggestions to prevent slippage since the purchase of this tub in July 2014. The original seat failed due to slippage. Your product that you had sprayed on the seat of the tub failed due to slippage and skin tears and abrasions. Your custom made adhesive for the seat failed due to slippage. All of these failures have been at the expense and detriment of my Mother's health and safety. Our home is not an extension of Jacuzzi's research and development department. There will be no experiments with my Mother.

My Mother requires a contoured seat. Please advise when you will be removing this tub and installing the tub that was contracted and paid in full in July 2014. Time is of the essence as I have repeatedly informed you that this issue has and continues to delay the construction in my Mother's bathroom since July 2014.

Thank you.

~ Tricia ~

Sent from my iPad

003671

179300

JACUZZI006463

REV JACUZZI006563

APEN 1419

003672

003672



JACUZZI006464

REV JACUZZI006564

APEN 1420

003672

003673

003673



On Mar 17, 2015, at 11:31 AM, Martinez, Audrey <audrey.martinez@jacuzzi.com> wrote:

The mat is the most slip resistant, nonabrasive material that we have found that works on our products.

We do not offer any kind of molded seat insert but I have seen things at trade shows like these:

JACUZZI006465

REV JACUZZI006565

APEN 1421

http://www.pattersonmedical.com/app.aspx?cmd=get_subsections&id=57694

Maybe something like this is what you're looking for? These could be used on top of the mat I'm sending.

Audrey Martinez

Marketing Manager- Aging In Place Bathing

<image001.jpg>

www.jacuzzi.com

13925 City Center Drive, Suite 200/ Chino Hills, CA 91709

909.247.2582 (o) 909.762.3203 (c)

This email and any attachments are confidential and may be legally privileged. If you are not the intended recipient, please notify the author by replying to this email message, and then delete all copies of the email on your system. If you are not the intended recipient, you must not disclose, distribute, copy, print or use this email in any manner. Email messages and attachments may contain viruses. Although we take precautions to check for viruses, we make no assurances about the absences of viruses. We accept no liability and suggest that you carry out your own virus

From: Patricia K. Herman, Esquire [<mailto:lopkhpa@gmail.com>]

Sent: Monday, March 16, 2015 7:12 PM

To: Martinez, Audrey

Subject: Re: Jacuzzi Walk In Tub ADA Contoured Seat Design and Grab Bars - Fairbanks Construction

Good evening Audrey

I apologize for the late email. However, I wanted to make sure that you were aware that my Mother is in a wheelchair and is not weight bearing on her feet. Hence my need for the contoured seat. I do not know if the mat is contoured? I need her hips to be secured on the seat. Do you have any seat inserts that are contoured/molded? That may work. Thank you again for all of your attention and assistance.

~ Tricia ~

Sent from my iPad

On Mar 16, 2015, at 5:27 PM, Martinez, Audrey <audrey.martinez@jacuzzi.com> wrote:

They should receive the mat by the end of the day Wednesday. I'll ask them to contact you to set up an appointment.

Audrey Martinez

Marketing Manager- Aging In Place Bathing

<image001.jpg>

www.jacuzzi.com

13925 City Center Drive, Suite 200/ Chino Hills, CA 91709

909.247.2582 (o) 909.762.3203 (c)

This email and any attachments are confidential and may be legally privileged. If you are not the intended recipient, please notify the author by replying to this email message, and then delete all copies of the email on your system. If you are not the intended recipient, you must not disclose, distribute, copy, print or use this email in any manner. Email messages and attachments may contain viruses. Although we take precautions to check for viruses, we make no assurances about the absences of viruses. We accept no liability and suggest that you carry out your own virus

From: lopkhpa herman [<mailto:lopkhpa@gmail.com>]

Sent: Monday, March 16, 2015 2:07 PM

To: Martinez, Audrey

Subject: RE: Jacuzzi Walk In Tub ADA Contoured Seat Design and Grab Bars - Fairbanks Construction

Good afternoon Audrey. When will Rick be coming out?

On Mar 16, 2015 3:14 PM, "Martinez, Audrey" <audrey.martinez@jacuzzi.com> wrote:

Hi Ms. Herman- I have a custom made piece of a new non slip surface material on its way to Rick Ragle at Fairbanks

JACUZZI006466

REV JACUZZI006566

APEN 1422

Construction. It is die cut to fit the seat of your tub and is nonabrasive while offering excellent slip resistance. They will remove the existing coating and apply the new mat. I think it will solve the problem you are having. Please let me know!

Audrey Martinez

Marketing Manager- Aging In Place Bathing

<image001.jpg>

www.jacuzzi.com

13925 City Center Drive, Suite 200/ Chino Hills, CA 91709

909.247.2582 (o) 909.762.3203 (c)

This email and any attachments are confidential and may be legally privileged. If you are not the intended recipient, please notify the author by replying to this email message, and then delete all copies of the email on your system. If you are not the intended recipient, you must not disclose, distribute, copy, print or use this email in any manner. Email messages and attachments may contain viruses. Although we take precautions to check for viruses, we make no assurances about the absences of viruses. We accept no liability and suggest that you carry out your own virus

From: Patricia K. Herman, Esquire [mailto:lopkhpa@gmail.com]

Sent: Monday, March 16, 2015 9:48 AM

To: Rowan, Bob

Cc: Martinez, Audrey

Subject: Re: Jacuzzi Walk In Tub ADA Contoured Seat Design and Grab Bars - Fairbanks Construction

Good morning Bob,

I have attached pictures of my Moms tub after installation by Fairbanks Construction. The bathroom has sat in this condition since July 2014. I also attached pictures of the seat with adhesive and the faucet and shower wand in contiunal operation.

I saw a few tubs with contoured seats that i will send in a separate email. I am trying to postpone construction as long as I can. Thank you so much for your help.

<image002.jpg>

<image003.jpg>

<image004.jpg>

<image005.jpg>

<image006.jpg>

<image007.jpg>

<image008.jpg>

~ Tricia ~

Sent from my iPad

On Mar 12, 2015, at 12:52 PM, Rowan, Bob <Bob.Rowan@jacuzzi.com> wrote:

Hi Patricia,

I spoke with Audrey Martinez who manages our walk-in bathtub business. She is running some possible options to fix your problem and will be in touch with you shortly if she hasn't already. We will do our best to make sure you and your mom are happy with this product as quickly as possible!

Thanks, we'll be in touch soon.

Best regards,

Bob

Bob Rowan

President and CEO

Jacuzzi Group Worldwide

13925 City Center Drive, Suite 200 / Chino Hills, CA 91709

909.247.2506 (o) 410.371.4524 (c)

JACUZZI006467

REV JACUZZI006567

APEN 1423

This email and any attachments are confidential and may be legally privileged. If you are not the intended recipient, please notify the author by replying to this email message, and then delete all copies of the email on your system. If you are not the intended recipient, you must not disclose, distribute, copy, print or use this email in any manner. Email messages and attachments may contain viruses. Although we take precautions to check for viruses, we make no assurances about the absences of viruses. We accept no liability and suggest that you carry out your own virus checks.

From: "Patricia K. Herman, Esquire" <lopkhpa@gmail.com>
Date: Thu, 12 Mar 2015 07:00:56 -0700
To: "Rowan, Bob" <bob.rowan@jacuzzi.com>
Subject: Fwd: Jacuzzi Walk In Tub ADA Contoured Seat Design and Grab Bars - Fairbanks Construction

~ Tricia ~
 Sent from my iPad

Begin forwarded message:

From: lopkhpa herman <lopkhpa@gmail.com>
Date: February 25, 2015 at 1:13:18 PM EST
To: deborah.nuanes@jacuzzi.com
Subject: Jacuzzi Walk In Tub ADA Contoured Seat Design and Grab Bars - Fairbanks Construction

Please see paragraph 4.

--
Patricia K. Herman, Esquire

Law Office of Patricia K. Herman, P.A.
 1631 Rock Springs Road, #305
 Apopka, Florida 32712-2229
[407-682-7879](tel:407-682-7879)
[407-630-8805](tel:407-630-8805) (Facsimile)
 Service E-Mail: service2lopkhpa@gmail.com
 General E-Mail: lopkhpa@gmail.com

003676

003676

JACUZZI006468

REV JACUZZI006568

APEN 1424

003676

From: Martinez, Audrey </O=JACUZZI ORGANIZATION/OU=EXCHANGE ADMINISTRATIVE GROUP (FYDIBOHF23SPDLT)/CN=RECIPIENTS/CN=AUDREY MARTINEZ66B76F91>
To: Torres, Ray; 'Steve Buckley'
CC: 'Norm Murdock'
Sent: 10/16/2013 2:58:46 PM
Subject: RE: Slippery floors W.I.T.

We have a dealer who uses this product regularly with great results:

Liquidguard - Solid Step Cote
 Liquidguard Technologies
 (800) 790-9299

Let me know if you need any additional information.

Audrey Martinez

Marketing Manager- Aging In Place Bathing



www.jacuzzi.com

13925 City Center Drive, Suite 200/ Chino Hills, CA 91709
 909.247.2582 (o) 909.762.3203 (c)

This email and any attachments are confidential and may be legally privileged. If you are not the intended recipient, please notify the author by replying to this email message, and then delete all copies of the email on your system. If you are not the intended recipient, you must not disclose, distribute, copy, print or use this email in any manner. Email messages and attachments may contain viruses. Although we take precautions to check for viruses, we make no assurances about the absences of viruses. We accept no liability and suggest that you carry out your own virus checks.

From: Torres, Ray
Sent: Tuesday, October 15, 2013 10:55 AM
To: Steve Buckley; Martinez, Audrey
Subject: RE: Slippery floors W.I.T.

Yes we could add an additional bar, Audrey may have a bath mat or a non slip application to help, I will defer to her.....

Raymond Torres

VP Operations & Engineering – Jacuzzi Luxury Bath



www.jacuzzi.com

14525 Monte Vista Avenue / Chino, CA 91710

909.247.2158 (o) 909.217.4799 (c) 909.643.2829 (f)

This email and any attachments are confidential and may be legally privileged. If you are not the intended recipient, please notify the author by replying to this email message, and then delete all copies of the email on your system. If you are not the intended recipient, you must not disclose, distribute, copy, print or use this email in any manner. Email messages and attachments may contain viruses. Although we take precautions to check for viruses, we make no assurances about the absences of viruses. We accept no liability and suggest that you carry out your own virus checks.

From: Steve Buckley [<mailto:sbuckley@atlashomeimprovement.com>]
Sent: Tuesday, October 15, 2013 10:54 AM
To: Torres, Ray
Cc: Matt Cooke; Darian Bobby (bobbydar@hotmail.com); David Bobby
Subject: Slippery floors W.I.T.

JACUZZI006469

REV JACUZZI006569

APEN 1425

Hi Ray ,
Just wondering your thoughts on this . We are having a few customers slipping on bottom of Jacuzzi tub, I am wondering if you have any recommendations on a product and or a bath mat suitable for this issue . Looking for something easy for the elderly.
Also, are we able to purchase and install the new top mounted grab bar on existing installs ? This may help as well .
Please advise .

Thank you
Steve Buckley
Production Manager/Bath division
SBuckley@atlashomeimprovement.com
Atlas Home Improvement
10824 Plaza Drive
Whitmore Lake, MI 48189
800-378-1924 (734) 658-3627 Cell (810) 227-8079 Fax

003678

003678

JACUZZI006470

REV JACUZZI006570

APEN 1426

From: Torres, Ray </O=JACUZZI ORGANIZATION/OU=FIRST ADMINISTRATIVE GROUP/CN=RECIPIENTS/CN=RTORRES>
To: Baehr, Rich; Bachmeyer, Kurt; Martinez, Audrey
Sent: 6/27/2013 12:46:03 PM
Subject: RE: Emailing: Test various Non Skid Patterns for compliance to ASTM F-462 , 5229 slip resistance

<http://www.ebay.com/bhp/anti-slip-bath>
 Yep used these in the past as well.

Raymond Torres

Sr. Director of Engineering – Jacuzzi Luxury Bath

www.jacuzzi.com

14525 Monte Vista Avenue / Chino, CA 91710

909.247.2158 (o) 909.217.4799 (c) 909.643.2829 (f)

This email and any attachments are confidential and may be legally privileged. If you are not the intended recipient, please notify the author by replying to this email message, and then delete all copies of the email on your system. If you are not the intended recipient, you must not disclose, distribute, copy, print or use this email in any manner. Email messages and attachments may contain viruses. Although we take precautions to check for viruses, we make no assurances about the absences of viruses. We accept no liability and suggest that you carry out your own virus checks.

-----Original Message-----

From: Baehr, Rich
Sent: Thursday, June 27, 2013 9:43 AM
To: Bachmeyer, Kurt; Torres, Ray; Martinez, Audrey
Subject: RE: Emailing: Test various Non Skid Patterns for compliance to ASTM F-462 , 5229 slip resistance

My 2 cents

A while back when we had units from Brazil they had a rougher bottom on the units. We had several complaints from mostly older people that it hurt their feet, to the point that we started toning down the non skid

Below is a possible solution

<http://www.slipxsolutions.com/tub-tattoos-clownfish>

-----Original Message-----

From: Bachmeyer, Kurt
Sent: Thursday, June 27, 2013 11:34 AM
To: Torres, Ray; Martinez, Audrey
Cc: Demeritt, William; Peetz, Chris; Baehr, Rich; Davis, Joseph N.
Subject: RE: Emailing: Test various Non Skid Patterns for compliance to ASTM F-462 , 5229 slip resistance

I'm not sure we are done here; we're compliant which is great but are we meeting the needs and safety requirements of this particular demographic? Seems to me if we want to be the leader in this category we would want to eliminate slippage of any kind now and in the future. My two cents.

Kurt Bachmeyer

Director of Customer Service

www.jacuzzi.com

14525 Monte Vista Avenue / Chino, CA 91710

909.247.2187 (o) 909.606.4270 (f)

This email and any attachments are confidential and may be legally privileged. If you are not the intended recipient, please notify the author by replying to this email message, and then delete all copies of the email on your system. If you are not the intended recipient, you must not disclose, distribute, copy, print or use this email in any manner. Email messages and attachments may contain viruses. Although we take precautions to check for viruses, we make no assurances about the absences of viruses. We accept no liability and suggest that you carry out your own virus checks.

-----Original Message-----

JACUZZI006471

REV JACUZZI006571

APEN 1427

From: Torres, Ray
Sent: Thursday, June 27, 2013 8:24 AM
To: Martinez, Audrey
Cc: Bachmeyer, Kurt; Demeritt, William; Peetz, Chris; Baehr, Rich; Davis, Joseph N.
Subject: Emailing: Test various Non Skid Patterns for compliance to ASTM F-462 , 5229 slip resistance

Audrey,

Here are the two test reports, one is our generic test on a shower pan which is the worst case sheet draw in thickness coefficient of friction .05.(.04 is the passing standard). This is the pattern we use as a master on all jacuzzi bottoms today. The second report is a deep draw on the 5229 walk in tub, the coefficient of friction is .10 double that of the pan which is exactly what we thought it would be. In fact I have never seen a .10 average in all my years. That is darn good!

Anyways, when you send out the reports only send page one which is the conclusion page. Do not send out the actual data as it sometimes with slick lawyers, (not picking on bill) could challenge results.

Anyways great news on the bottom. Where do I charge my fees?

Thanks

ray

This email and any attachments are confidential and may be legally privileged. If you are not the intended recipient, please notify the author by replying to this email message, and then delete all copies of the email on your system. If you are not the intended recipient, you must not disclose, distribute, copy, print, or use this email in any manner. Email messages and attachments may contain viruses. Although we take precautions to check for viruses, we make no assurances about the absence of viruses. We accept no liability and suggest that you carry out your own virus checks.

003680

003680

JACUZZI006472

REV JACUZZI006572

APEN 1428

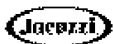
003680

From: Martinez, Audrey </O=JACUZZI ORGANIZATION/OU=EXCHANGE ADMINISTRATIVE GROUP (FYDIBOHF23SPDLT)/CN=RECIPIENTS/CN=AUDREY MARTINEZ66B76F91>
To: Rojas, Miguel; Borden, Kristine; Reyes, Teresa; Swanson, Stephanie; Reyes, Regina; Nuanes, Deborah; Davis, Megan
Sent: 6/1/2015 3:29:20 PM
Subject: RE: Kahuna Grip Non Slip Mats

The manufacturer offers a 1 year warranty on the adhesive and a 2 year warranty on the mat.

Audrey Martinez

Marketing Manager- Aging In Place Bathing



www.jacuzzi.com

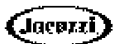
13925 City Center Drive, Suite 200/ Chino Hills, CA 91709
 909.247.2582 (o) 909.762.3203 (c)

From: Rojas, Miguel
Sent: Monday, June 01, 2015 9:58 AM
To: Martinez, Audrey; Borden, Kristine; Reyes, Teresa; Swanson, Stephanie; Reyes, Regina; Nuanes, Deborah; Davis, Megan
Subject: RE: Kahuna Grip Non Slip Mats

Does this product have 90 day warranty?

Miguel Rojas

Regional Service Manager-Western Region



14525 Monte Vista Ave
 Chino CA, 91710
 Cell/MSG 909-904-7559
 Office 909-247-2144
 Fax 909-247-2551

This email and any attachments are confidential and may be legally privileged. If you are not the intended recipient, please notify the author by replying to this email message, and then delete all copies of the email on your system. If you are not the intended recipient, you must not disclose, distribute, copy, print or use this email in any manner. Email messages and attachments may contain viruses. Although we take precautions to check for viruses, we make no assurances about the absences of viruses. We accept no liability and suggest that you carry out your own virus checks.

From: Martinez, Audrey
Sent: Monday, June 01, 2015 9:46 AM
To: Borden, Kristine; Reyes, Teresa; Swanson, Stephanie; Rojas, Miguel; Reyes, Regina; Nuanes, Deborah; Davis, Megan
Subject: Kahuna Grip Non Slip Mats

Good morning all. Just a quick note to get everyone up to date on a new accessory available to firstSTREET. All Jacuzzi® Walk in Bathtubs and Showers exceed the voluntary American Society for Testing and Materials Standard Consumer Safety Specification for Slip-Resistant Bathing Facilities (ASTM F462 – 79), but due to the nature of the end user, sometimes enhanced slip resistance is needed.

What:

• Adhesive textured mat. Custom die cut to fit Jacuzzi® walk in tubs and showers. Field installed by firstSTREET installer or consumer.

Features:

- Patented peel and stick anti-slip material
- Protects against slipping on a smooth and wet tub surface

JACUZZI006473

REV JACUZZI006573

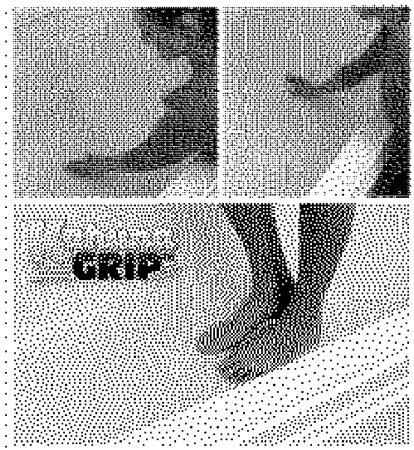
APEN 1429

- Non-abrasive
- Anti-bacterial, anti-fungal, mold resistant
- Conformable, non-residual removable adhesive (no mess)
- Same material as used by top competitive surfers around the world to provide grip under extreme competitive conditions.

Item# :

Tub seat- LX09000

Tub floor- LX07000

One size fits all models of walk in tub

LX09000	Kahuna Grip Non Skid Mat	Seat- 8.5"x14"	Clear	\$13.00	7-31352-69894-1
LX07000		Floor- 17.5"x14"	Clear	\$24.00	7-31352-69893-4

A copy of the instruction sheet is attached. Please let me know if any additional information is required. Thanks!

Audrey Martinez

Marketing Manager- Aging In Place Bathing

www.jacuzzi.com

13925 City Center Drive, Suite 200/ Chino Hills, CA 91709

909.247.2582 (o) 909.762.3203 (c)

This email and any attachments are confidential and may be legally privileged. If you are not the intended recipient, please notify the author by replying to this email message, and then delete all copies of the email on your system. If you are not the intended recipient, you must not disclose, distribute, copy, print, or use this email in any manner. Email messages and attachments may contain viruses. Although we take precautions to check for viruses, we make no assurances about the absence of viruses. We accept no liability and suggest that you carry out your own virus checks.

JACUZZI006474

REV JACUZZI006574

APEN 1430

From: Rowan, Bob </O=JACUZZI ORGANIZATION/OU=CHINO/CN=RECIPIENTS/CN=BROWAN>
To: Davis, Joseph N.; Borsanyi, Martin; Mangum, Nathan; Torres, Ray; Martinez, Audrey; Fore, Jonathan
Sent: 7/1/2013 9:47:49 AM
Subject: Re: 1st Street Notes

Sorry for delay, just saw this was still in my outbox.

This pretty much captures my notes from our meeting.

1. Regarding Tub/Shower, would like to get a review on the calendar ASAP to walk through our pricing strategy. We need to get this one buttoned down and agreed upon so we can go green and get this bad boy ready to launch!
2. As far as other projects go (larger WIT, small WIT, wall kits, various improvements), we really can use a prioritization session so we can put everything on the table and evaluate return vs. resource requirements — this one not as urgent but extremely important as you guys have a ton of really high potential projects in the pipeline right now, so deciding what NOT to work on becomes critical. Need to look at the big picture, not just firstSTREET. I'm in the office this week then out the following 2, followed by a busy week with our BoD. Get together without me, we can review your prioritized list together when you're ready — will wait for Joey to set the date.

We have tons of positive mojo with firstSTREET right now — I can't tell you all how awesome it is to spend a day with a great customer that supports us to the extent they do, along with wanting to buy more products from us! I don't take it for granted that we're in this position due to all the great work you all are doing!

Bob Rowan
 President and CEO
 Jacuzzi Group Worldwide

13925 City Center Drive, Suite 200 / Chino Hills, CA 91709
 909.247.2506 (o) 410.371.4524 (c)

This email and any attachments are confidential and may be legally privileged. If you are not the intended recipient, please notify the author by replying to this email message, and then delete all copies of the email on your system. If you are not the intended recipient, you must not disclose, distribute, copy, print or use this email in any manner. Email messages and attachments may contain viruses. Although we take precautions to check for viruses, we make no assurances about the absences of viruses. We accept no liability and suggest that you carry out your own virus checks.

From: "Davis, Joseph N." <Joseph.Davis@jacuzzi.com>
Date: Thu, 27 Jun 2013 10:49:28 -0700
To: "Borsanyi, Martin" <Martin.Borsanyi@jacuzzi.com>, Nathan Mangum <Nathan.Mangum@jacuzzi.com>, Ray Torres <ray.torres@jacuzzi.com>, "Martinez, Audrey" <audrey.martinez@jacuzzi.com>, JONATHAN FORE <Jonathan.Fore@jacuzzi.com>
Cc: "Rowan, Bob" <bob.rowan@jacuzzi.com>
Subject: 1st Street Notes

Below are some of the key notes from the 1st street meeting:

- Need to get with their internet marketing team to help police MAPP and search words
- Tub to Shower price is still too high. They want to review a list of things that could potentially be stripped out to lower cost. Target is still at or under \$2,000. Would be good to show a competitive side by side and cost of each feature. Internal question I have is what sort of margin are we trying to sell the unit to them today vs fleet.
- Current Walk in tub; Like the new spinner jet feature. Still need to address the surface to make even less slip resistant. I have a picture of what they are looking for
- Drain time: they understand the issue today and don't want to add the cost or especially tackle the labor piece. They agree that is too much for their installers to handle. They want us to come up with a future version that can address this issue.
- Fill time: they understood the internal pipe issue with 3/4 and 1/2 inch. We probably need a simple one page summary that we can give them to educate their dealers on how to handle this specific question
- Temperature: some confusion here still. Mark's point was that if the hot water line was limited to 95 degrees and then the cold water side was turned on to mix with the hot then the temperature that would come out is less than 95 degrees. They wanted Bob to set his spa at 95 degrees for a personal

JACUZZI006475

REV JACUZZI006575

temperature test. If there is some way we can show them what 95 degrees feels like in Denver that would help.

- On toilets we would need something higher than chair height. Not sure this is something we want to venture down. We can discuss live.
- Tub sizes: they still want a larger and smaller size. We can discuss as a team. I would think for the larger one we maybe give them a discount on Finestra (it has a larger size right?) if they encounter this situation. Don't think it makes sense to tool up another one. For the smaller size, we need to vet out the potential there.

I think that's it. Bob, if there is anything I miss please chime in. In all it was a good meeting. They are happy with the partnership and were very complimentary of the team.

I have a meeting set up for Monday of next week for us to discuss live.

Thx.

Joseph N. Davis

President/GM

Jacuzzi Luxury Bath

13925 City Center Drive, Suite 200

Chino Hills, CA 91709

This email and any attachments are confidential and may be legally privileged. If you are not the intended recipient, please notify the author by replying to this email message, and then delete all copies of the email on your system. If you are not the intended recipient, you must not disclose, distribute, copy, print, or use this email in any manner. Email messages and attachments may contain viruses. Although we take precautions to check for viruses, we make no assurances about the absence of viruses. We accept no liability and suggest that you carry out your own virus checks.

003684

003684

JACUZZI006476

REV JACUZZI006576

APEN 1432

003684

From: Dominguez, Mike </O=JACUZZI ORGANIZATION/OU=EXCHANGE ADMINISTRATIVE GROUP (FYDIBOHF23SPDLT)/CN=RECIPIENTS/CN=MIKE DOMINGUEZA3F>
To: Torres, Ray
Sent: 4/30/2014 4:53:47 PM
Subject: RE: Emailing: 5229 slip resistance mat and seat

Ray,

I was talking to Jeffery from IAPMO and confirmed the mat was placed in the unit and submerged in the soapy solution. It's because it's a new mat the numbers are high.
We would need to submerge the mat and let it dry. Simulate a years' worth or so then have it retested.

Thanks,

Mike Dominguez
Jacuzzi®
909.247.2098 (o) 909.632.3256 (c)

This email and any attachments are confidential and may be legally privileged. If you are not the intended recipient, please notify the author by replying to this email message, and then delete all copies of the email on your system. If you are not the intended recipient, you must not disclose, distribute, copy, print or use this email in any manner. Email messages and attachments may contain viruses. Although we take precautions to check for viruses, we make no assurances about the absences of viruses. We accept no liability and suggest that you carry out your own virus checks.

-----Original Message-----

From: Torres, Ray
Sent: Wednesday, April 30, 2014 12:48 PM
To: Dominguez, Mike
Subject: Emailing: 5229 slip resistance mat and seat

Mike can you let me know how the mat was tested? Underwater with soap and water or dry? The numbers are very high and I find it hard to believe. Can you verify how and let me know Thanks ray

This email and any attachments are confidential and may be legally privileged. If you are not the intended recipient, please notify the author by replying to this email message, and then delete all copies of the email on your system. If you are not the intended recipient, you must not disclose, distribute, copy, print, or use this email in any manner. Email messages and attachments may contain viruses. Although we take precautions to check for viruses, we make no assurances about the absence of viruses. We accept no liability and suggest that you carry out your own virus checks.

003685

003685

JACUZZI006477

REV JACUZZI006577

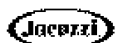
APEN 1433

From: Martinez, Audrey </O=JACUZZI ORGANIZATION/OU=EXCHANGE ADMINISTRATIVE GROUP (FYDIBOHF23SPDLT)/CN=RECIPIENTS/CN=AUDREY MARTINEZ66B76F91>
To: 'Gordon Fairbanks'
Sent: 4/6/2015 3:42:35 PM
Subject: RE: Jacuzzi Walk In Tub ADA Contoured Seat Design and Grab Bars - Fairbanks Construction

Yes, got a weekend out of it.]

Audrey Martinez

Marketing Manager- Aging In Place Bathing



www.jacuzzi.com

13925 City Center Drive, Suite 200/ Chino Hills, CA 91709

909.247.2582 (o) 909.762.3203 (c)

This email and any attachments are confidential and may be legally privileged. If you are not the intended recipient, please notify the author by replying to this email message, and then delete all copies of the email on your system. If you are not the intended recipient, you must not disclose, distribute, copy, print or use this email in any manner. Email messages and attachments may contain viruses. Although we take precautions to check for viruses, we make no assurances about the absences of viruses. We accept no liability and suggest that you carry out your own virus

From: Gordon Fairbanks [mailto:gordon@fairbanksconstruction.com]
Sent: Monday, April 06, 2015 12:21 PM
To: Martinez, Audrey
Subject: Re: Jacuzzi Walk In Tub ADA Contoured Seat Design and Grab Bars - Fairbanks Construction

Ok but at least it worked for a little while

Sent from my iPhone

On Apr 6, 2015, at 2:57 PM, Martinez, Audrey <audrey.martinez@jacuzzi.com> wrote:

We'll take this from here. Thank you so much for your support on this one.

Audrey Martinez

Marketing Manager- Aging In Place Bathing

<image001.jpg>

www.jacuzzi.com

13925 City Center Drive, Suite 200/ Chino Hills, CA 91709

909.247.2582 (o) 909.762.3203 (c)

This email and any attachments are confidential and may be legally privileged. If you are not the intended recipient, please notify the author by replying to this email message, and then delete all copies of the email on your system. If you are not the intended recipient, you must not disclose, distribute, copy, print or use this email in any manner. Email messages and attachments may contain viruses. Although we take precautions to check for viruses, we make no assurances about the absences of viruses. We accept no liability and suggest that you carry out your own virus

From: Patricia K. Herman, Esquire [mailto:lopkhpa@gmail.com]
Sent: Monday, April 06, 2015 11:46 AM
To: Martinez, Audrey
Cc: Rowan, Bob; Gordon Fairbanks; Rick Ragle
Subject: Re: Jacuzzi Walk In Tub ADA Contoured Seat Design and Grab Bars - Fairbanks Construction

Good afternoon Audrey

Last Thursday, Fairbanks, Rick Eagle and another gentleman, came out and repaired the leaking faucet and hand shower and removed your product that was previously placed on the seat to prevent my Mother slipping off of the seat and into the tub. After cleaning the seat, and letting it dry for several hours, Rick then applied

JACUZZI006478

REV JACUZZI006578

APEN 1434

the material that you had sent to the seat. This was last Thursday. The tub was not used on Thursday. I have attached pictures of the faucet, hand shower and seat. I have no complaints with the work that was completed by Rick and his associate.

I must tell you that when I first saw the package that the material was shipped in, a Fed ex letter envelope, I was a little taken back. When Rick opened the package and showed me the actual product, I was extremely skeptical and worried. However, since I have repeatedly told you that I need a contoured seat, that my mother is in a wheelchair, not mobile, not weight bearing, my concern about her slipping again in your tub, and your reply was to send this product for my Mother to utilize, which would solve the problem of her slipping off of the seat of your tub, I trusted you with my Mother's safety.

On Friday morning, my Mother utilized the new product for the first time for a seated shower. Both of our anxiety levels were up because we were worried about her slipping off of the seat. When my Mother entered the dry tub and sat on the dry seat, she had no slippage. When my Mother used the shower wand, which was relocated from the left side of the tub to the right side, there was no slippage. The shower wand placement works perfectly for my Mother. The water pressure is the strongest it has ever been. Seeing no slippage issue, I left my Mother to bathe, and began to set up her music. Within a few seconds, my Mother was calling out that she was slipping. Since I was standing at the vanity at the time, I peeped my head into the bathroom, and saw my mom at the edge of the seat with her head close to the middle of the back rest portion of the seat. I immediately grabbed my Mother and tried to place her back on the seat, but she kept sliding off. I had to climb over the wall of the tub, lift my Mother off of the seat and her feet completely off of the tub floor, turn so my back was to the door of the tub, and slowly opening the door to the tub, while rotating out of the way of the door, with my Mother in my arms suspended above the tub floor, until the door was fully opened so I could then back out of the tub, turn forty five degrees and place my Mother in her wheelchair.

Once soap gets onto the product you sent, it becomes extremely slippery.

So, yesterday, Easter Sunday, my Mother was having some pain in her left leg, I helped my Mother get into the tub for hydrotherapy. Believing that soap was the issue for Friday's slippage, NOTHING was added to the tub except the water that came out of the faucet with such wonderful pressure. I turned on the chromotherapy on a pale blue. I then landed across my Mother to turn on the air and water jets. As soon as I turned on the jets, my Mother slid under my body and off of the seat. Since I was still stretched over the tub, I grabbed my Mother from the bottom of the tub and tried to place her on the seat, but the jets were too strong, and I could not turn them off because I was holding my Mother. So I, fully clothed in jeans and all, while still holding my Mother, stepped over the wall of the tub, turned off the jets, waited approximately 11 minutes for the tub to drain so I could open the tub door to exit as we had previously done on Friday.

I cannot begin to tell you the level of anxiety and stress that this has placed upon my Mother, but I did tell you on numerous occasions that this is the exact type of anxiety and stress that my Mother should never experience.

My Mother should be able to use soap in her tub.

My Mother should be able to use water in her tub.

My Mother should be able to sit in her tub without the fear and anxiety of slipping or physical injury.

I have cooperated with all of Jacuzzi's suggestions to prevent slippage since the purchase of this tub in July 2014. The original seat failed due to slippage. Your product that you had sprayed on the seat of the tub failed due to slippage and skin tears and abrasions. Your custom made adhesive for the seat failed due to slippage. All of these failures have been at the expense and detriment of my Mother's health and safety. Our home is not an extension of Jacuzzi's research and development department. There will be no experiments with my Mother.

My Mother requires a contoured seat. Please advise when you will be removing this tub and installing the tub that was contracted and paid in full in July 2014. Time is of the essence as I have repeatedly informed you that this issue has and continues to delay the construction in my Mother's bathroom since July 2014.

JACUZZI006479

REV JACUZZI006579

APEN 1435

003687

003687

003687

Thank you.

~ Tricia ~

Sent from my iPad

<image1.JPG>

<image2.JPG>

On Mar 17, 2015, at 11:31 AM, Martinez, Audrey <audrey.martinez@jacuzzi.com> wrote:

The mat is the most slip resistant, nonabrasive material that we have found that works on our products.

We do not offer any kind of molded seat insert but I have seen things at trade shows like these:

http://www.pattersonmedical.com/app.aspx?cmd=get_subsections&id=57694

Maybe something like this is what you're looking for? These could be used on top of the mat I'm sending.

Audrey Martinez

Marketing Manager- Aging In Place Bathing

<image001.jpg>

www.jacuzzi.com

13925 City Center Drive, Suite 200/ Chino Hills, CA 91709

909.247.2582 (o) 909.762.3203 (c)

This email and any attachments are confidential and may be legally privileged. If you are not the intended recipient, please notify the author by replying to this email message, and then delete all copies of the email on your system. If you are not the intended recipient, you must not disclose, distribute, copy, print or use this email in any manner. Email messages and attachments may contain viruses. Although we take precautions to check for viruses, we make no assurances about the absences of viruses. We accept no liability and suggest that you carry out your own virus

From: Patricia K. Herman, Esquire [<mailto:lopkhpa@gmail.com>]

Sent: Monday, March 16, 2015 7:12 PM

To: Martinez, Audrey

Subject: Re: Jacuzzi Walk In Tub ADA Contoured Seat Design and Grab Bars - Fairbanks Construction

Good evening Audrey

I apologize for the late email. However, I wanted to make sure that you were aware that my Mother is in a wheelchair and is not weight bearing on her feet. Hence my need for the contoured seat. I do not know if the mat is contoured? I need her hips to be secured on the seat. Do you have any seat inserts that are contoured/molded? That may work. Thank you again for all of your attention and assistance.

~ Tricia ~

Sent from my iPad

On Mar 16, 2015, at 5:27 PM, Martinez, Audrey <audrey.martinez@jacuzzi.com> wrote:

They should receive the mat by the end of the day Wednesday. I'll ask them to contact you to set up an appointment.

Audrey Martinez

Marketing Manager- Aging In Place Bathing

<image001.jpg>

www.jacuzzi.com

13925 City Center Drive, Suite 200/ Chino Hills, CA 91709

JACUZZI006480

REV JACUZZI006580

APEN 1436

909.247.2582 (o) 909.762.3203 (c)

This email and any attachments are confidential and may be legally privileged. If you are not the intended recipient, please notify the author by replying to this email message, and then delete all copies of the email on your system. If you are not the intended recipient, you must not disclose, distribute, copy, print or use this email in any manner. Email messages and attachments may contain viruses. Although we take precautions to check for viruses, we make no assurances about the absences of viruses. We accept no liability and suggest that you carry out your own virus

From: lopkhp Herman [mailto:lopkhp@gmail.com]
Sent: Monday, March 16, 2015 2:07 PM
To: Martinez, Audrey
Subject: RE: Jacuzzi Walk In Tub ADA Contoured Seat Design and Grab Bars - Fairbanks Construction

Good afternoon Audrey. When will Rick be coming out?

On Mar 16, 2015 3:14 PM, "Martinez, Audrey" <audrey.martinez@jacuzzi.com> wrote:

Hi Ms. Herman- I have a custom made piece of a new non slip surface material on its way to Rick Ragle at Fairbanks Construction. It is die cut to fit the seat of your tub and is nonabrasive while offering excellent slip resistance. They will remove the existing coating and apply the new mat. I think it will solve the problem you are having. Please let me know!

Audrey Martinez
 Marketing Manager- Aging In Place Bathing

<image001.jpg>

www.jacuzzi.com

13925 City Center Drive, Suite 200/ Chino Hills, CA 91709

909.247.2582 (o) 909.762.3203 (c)

This email and any attachments are confidential and may be legally privileged. If you are not the intended recipient, please notify the author by replying to this email message, and then delete all copies of the email on your system. If you are not the intended recipient, you must not disclose, distribute, copy, print or use this email in any manner. Email messages and attachments may contain viruses. Although we take precautions to check for viruses, we make no assurances about the absences of viruses. We accept no liability and suggest that you carry out your own virus

From: Patricia K. Herman, Esquire [mailto:lopkhp@gmail.com]
Sent: Monday, March 16, 2015 9:48 AM
To: Rowan, Bob
Cc: Martinez, Audrey
Subject: Re: Jacuzzi Walk In Tub ADA Contoured Seat Design and Grab Bars - Fairbanks Construction

Good morning Bob,

I have attached pictures of my Moms tub after installation by Fairbanks Construction. The bathroom has sat in this condition since July 2014. I also attached pictures of the seat with adhesive and the faucet and shower wand in continual operation.

I saw a few tubs with contoured seats that i will send in a separate email. I am trying to postpone construction as long as I can. Thank you so much for your help.

<image002.jpg>

<image003.jpg>

<image004.jpg>

<image005.jpg>

<image006.jpg>

<image007.jpg>

<image008.jpg>

~ Tricia ~

Sent from my iPad

On Mar 12, 2015, at 12:52 PM, Rowan, Bob <Bob.Rowan@jacuzzi.com> wrote:

Hi Patricia,

JACUZZI006481

REV JACUZZI006581

APEN 1437

I spoke with Audrey Martinez who manages our walk-in bathtub business. She is running some possible options to fix your problem and will be in touch with you shortly if she hasn't already. We will do our best to make sure you and your mom are happy with this product as quickly as possible!

Thanks, we'll be in touch soon.

Best regards,
Bob

Bob Rowan
President and CEO
Jacuzzi Group Worldwide

13925 City Center Drive, Suite 200 / Chino Hills, CA 91709
909.247.2506 (o) 410.371.4524 (c)

This email and any attachments are confidential and may be legally privileged. If you are not the intended recipient, please notify the author by replying to this email message, and then delete all copies of the email on your system. If you are not the intended recipient, you must not disclose, distribute, copy, print or use this email in any manner. Email messages and attachments may contain viruses. Although we take precautions to check for viruses, we make no assurances about the absences of viruses. We accept no liability and suggest that you carry out your own virus checks.

From: "Patricia K. Herman, Esquire" <lopkhpa@gmail.com>
Date: Thu, 12 Mar 2015 07:00:56 -0700
To: "Rowan, Bob" <bob.rowan@jacuzzi.com>
Subject: Fwd: Jacuzzi Walk In Tub ADA Contoured Seat Design and Grab Bars - Fairbanks Construction

~ Tricia ~
Sent from my iPad

Begin forwarded message:

From: lopkhpa herman <lopkhpa@gmail.com>
Date: February 25, 2015 at 1:13:18 PM EST
To: deborah.nuanes@jacuzzi.com
Subject: Jacuzzi Walk In Tub ADA Contoured Seat Design and Grab Bars - Fairbanks Construction

Please see paragraph 4.

--
Patricia K. Herman, Esquire

Law Office of Patricia K. Herman, P.A.
1631 Rock Springs Road, #305
Apopka, Florida 32712-2229
407-682-7879
407-630-8805 (Facsimile)
Service E-Mail: service2lopkhpa@gmail.com
General E-Mail: lopkhpa@gmail.com

003690

003690

JACUZZI006482

REV JACUZZI006582

APEN 1438

003690

From: Baehr, Rich </O=JACUZZI ORGANIZATION/OU=FIRST ADMINISTRATIVE GROUP/CN=RECIPIENTS/CN=RICH.BAEHR>
To: Bachmeyer, Kurt; Torres, Ray; Martinez, Audrey
Sent: 6/27/2013 12:43:07 PM
Subject: RE: Emailing: Test various Non Skid Patterns for compliance to ASTM F-462 , 5229 slip resistance

My 2 cents

A while back when we had units from Brazil they had a rougher bottom on the units. We had several complaints from mostly older people that it hurt their feet, to the point that we started toning down the non skid

Below is a possible solution

<http://www.slipxsolutions.com/tub-tattoos-clownfish>

-----Original Message-----

From: Bachmeyer, Kurt
 Sent: Thursday, June 27, 2013 11:34 AM
 To: Torres, Ray; Martinez, Audrey
 Cc: Demeritt, William; Peetz, Chris; Baehr, Rich; Davis, Joseph N.
 Subject: RE: Emailing: Test various Non Skid Patterns for compliance to ASTM F-462 , 5229 slip resistance

I'm not sure we are done here; we're compliant which is great but are we meeting the needs and safety requirements of this particular demographic? Seems to me if we want to be the leader in this category we would want to eliminate slippage of any kind now and in the future. My two cents.

Kurt Bachmeyer

Director of Customer Service

www.jacuzzi.com

14525 Monte Vista Avenue / Chino, CA 91710

909.247.2187 (o) 909.606.4270 (f)

This email and any attachments are confidential and may be legally privileged. If you are not the intended recipient, please notify the author by replying to this email message, and then delete all copies of the email on your system. If you are not the intended recipient, you must not disclose, distribute, copy, print or use this email in any manner. Email messages and attachments may contain viruses. Although we take precautions to check for viruses, we make no assurances about the absences of viruses. We accept no liability and suggest that you carry out your own virus checks.

-----Original Message-----

From: Torres, Ray
 Sent: Thursday, June 27, 2013 8:24 AM
 To: Martinez, Audrey
 Cc: Bachmeyer, Kurt; Demeritt, William; Peetz, Chris; Baehr, Rich; Davis, Joseph N.
 Subject: Emailing: Test various Non Skid Patterns for compliance to ASTM F-462 , 5229 slip resistance

Audrey,

Here are the two test reports, one is our generic test on a shower pan which is the worst case sheet draw in thickness coefficient of friction .05.(.04 is the passing standard). This is the pattern we use as a master on all jacuzzi bottoms today. The second report is a deep draw on the 5229 walk in tub, the coefficient of friction is .10 double that of the pan which is exactly what we thought it would be. In fact I have never seen a .10 average in all my years. That is darn good!

Anyways, when you send out the reports only send page one which is the conclusion page. Do not send out the actual data as it sometimes with slick lawyers, (not picking on bill) could challenge results.

Anyways great news on the bottom. Where do I charge my fees?

Thanks
 ray

This email and any attachments are confidential and may be legally privileged. If you are not the intended recipient, please notify the author by replying to this email message, and then delete all copies of the email on your system. If you are not the intended recipient, you must not disclose, distribute, copy, print, or use this email in any manner. Email messages and attachments may contain viruses. Although we take precautions to check for viruses, we make no

JACUZZI006483

REV JACUZZI006583

APEN 1439

assurances about the absence of viruses. We accept no liability and suggest that you carry out your own virus checks.

003692

003692

JACUZZI006484

REV JACUZZI006584

APEN 1440

From: Martinez, Audrey </O=JACUZZI ORGANIZATION/OU=EXCHANGE ADMINISTRATIVE GROUP (FYDIBOHF23SPDLT)/CN=RECIPIENTS/CN=AUDREY MARTINEZ66B76F91>
To: Nichols, Mary
Sent: 11/11/2014 3:42:45 PM
Subject: Fwd: PLEASE HELP-CUSTOMER COMPLAINT

Just so you know I don't make this crap up....

Audrey Martinez

Begin forwarded message:

From: SIMONA ROBERTSON <SIMONA.ROBERTSON@firstSTREETonline.com>
Date: November 11, 2014 at 12:24:18 PM PST
To: Norm Murdock <norm.murdock@aihremodelers.com>, "Martinez, Audrey" <Audrey.Martinez@jacuzzi.com>
Cc: DAVE MODENA <DAVE.MODENA@firstSTREETonline.com>
Subject: FW: PLEASE HELP-CUSTOMER COMPLAINT

Any suggestions for the below?

Simona Reid
 firstSTREET/AIHR
 804-451-2309

From: Lisa Warden [<mailto:lisa@atlashomeimprovement.com>]
Sent: Tuesday, November 11, 2014 3:23 PM
To: SIMONA ROBERTSON
Subject: PLEASE HELP-CUSTOMER COMPLAINT
Importance: High

Hello Simona,

I have a customer, Ursula Dorson, who purchased a wit back in July of this year. She is extremely unhappy. I spoke with her daughter Joy and she stated that mom has limited mobility due to not having her legs. Because mom has no legs, when they fill the tub, mom floats up and slips off the seat (which slopes downward) also, she cannot make use of the jets for the legs. She also cannot use the back jets, because if they fill the tub high enough that's when mom floats. She told me that she has been in touch with Jacuzzi (they have no record of her ever calling) and she has been in touch with us here at Atlas (we can't do anything to rectify the problem.) She is extremely upset, because she spent all this money on a tub she can't use.

I do not know what to do for her. She said that they have some type of non-slip mat for seat, that doesn't help (I don't know if it's a FS product mat or their own solution.) I was curious if FS offers any types of safety belt?

What can we do? Who do I direct this issue to?

Please help. Thank you,

Lisa Warden
Customer Satisfaction Manager
Atlas Home Improvement
10824 Plaza Drive
Whitmore Lake, MI 48189
(734)449-9480 EXT. 126
www.atlashomeimprovement.com

JACUZZI006485

REV JACUZZI006585

APEN 1441

From: Rowan, Bob </O=JACUZZI ORGANIZATION/OU=CHINO/CN=RECIPIENTS/CN=BROWAN>
To: Martinez, Audrey
Sent: 6/18/2013 8:42:03 AM
Subject: FW: Jacuzzi visit

Here you go Audrey – agenda topics Dave would like to cover.

Bob Rowan
 President and CEO
 Jacuzzi Group Worldwide

13925 City Center Drive, Suite 200 / Chino Hills, CA 91709
 909.247.2506 (o) 410.371.4524 (c)

This email and any attachments are confidential and may be legally privileged. If you are not the intended recipient, please notify the author by replying to this email message, and then delete all copies of the email on your system. If you are not the intended recipient, you must not disclose, distribute, copy, print or use this email in any manner. Email messages and attachments may contain viruses. Although we take precautions to check for viruses, we make no assurances about the absences of viruses. We accept no liability and suggest that you carry out your own virus checks.

From: DAVE MODENA <dave.modena@firstSTREETonline.com>
Date: Tue, 18 Jun 2013 08:29:07 -0400
To: "Rowan, Bob" <bob.rowan@jacuzzi.com>
Subject: RE: Jacuzzi visit

Bob .. I am sure we can do the same as far as club rentals .

Here are some of my agenda items:

Marketing and Dealer Update (by Fstreet)

1 - review marketing plans, tv commercial, dealer progress, etc...

Current Tub

- 1 – foot spinner launch (review video from Audrey – have not been able to see this yet)
- 2 – non-slip floor enhancements (still receiving complaints about being dangerous)
- 3 – time to fill - Ray working on 3 1/2" faucet
- 4 – Bio-lock anti-microbial surface (competitive issue)
- 5 – Hot water – anti-scald preset temp, how hot should it be (Ray was going to do some testing on what feels warm versus what is dangerous for older people, etc..)

New Tubs

- 1 – Larger size needed
- 2 – Smaller tub to replace shower stalls – frontloader
- 3 – “the FUTURE” – continuing our discussion on what could the game changer tub for the future i.e. instant fill and drain reservoir ...

Tub to Shower Update

- 1 - pricing, prototype for Denver meeting,....

Dealer Financing

- 1 – Wells Fargo?

New Products

- 1 - high seat toilet, others?

National Meeting

- 1 - who is coming
- 2 - review agenda, discuss presentation
- 3 – finalize details

These are some of what is on my list ... how about anything else you would like to present or receive ..

JACUZZI006486

REV JACUZZI006586

APEN 1442

My day is chocked full ...but we could possibly squeeze a call in sometime or maybe tomorrow ... let me know some times that suits best and we will try to schedule ...but in the meantime we can do emails ...

Dave Modena

President - Aging In The Home Remodelers

804-451-2314

Sr. V.P. *first*STREET for Boomers & Beyond

www.firststreetonline.com

From: Rowan, Bob [<mailto:Bob.Rowan@jacuzzi.com>]

Sent: Monday, June 17, 2013 10:52 PM

To: DAVE MODENA

Subject: Re: Jacuzzi visit

Sounds great. I think we borrowed a set of clubs at Mark's club last time, I may need to do that again since I'll be traveling all week – is that okay?

Let's try to catch up tomorrow regarding the agenda — I'm around all day.

Thanks,
Bob

Bob Rowan
President and CEO
Jacuzzi Group Worldwide

13925 City Center Drive, Suite 200 / Chino Hills, CA 91709

909.247.2506 (o) 410.371.4524 (c)

This email and any attachments are confidential and may be legally privileged. If you are not the intended recipient, please notify the author by replying to this email message, and then delete all copies of the email on your system. If you are not the intended recipient, you must not disclose, distribute, copy, print or use this email in any manner. Email messages and attachments may contain viruses. Although we take precautions to check for viruses, we make no assurances about the absences of viruses. We accept no liability and suggest that you carry out your own virus checks.

From: DAVE MODENA <dave.modena@firstSTREETonline.com>

Date: Mon, 17 Jun 2013 20:10:46 -0400

To: "Rowan, Bob" <bob.rowan@jacuzzi.com>

Subject: Re: Jacuzzi visit

Sounds good We are looking forward to the visit and we should work on our agenda together this week. Bring the clubs and your A game as we will probably have to take on Mark and Joey.

Dave Modena
Sent from iPhone.

On Jun 17, 2013, at 7:05 PM, "Rowan, Bob" <Bob.Rowan@jacuzzi.com> wrote:

Hi Dave, Joey and I plan on arriving Richmond next Tuesday night and will be at your office at 9:00. Looks like it will be just the two of us. Still good on your end?

We'll get some updates on all of the current activity so we're prepared to discuss.

Thanks, look forward to seeing you guys.

Bob Rowan
President and CEO
Jacuzzi Group Worldwide

13925 City Center Drive, Suite 200 / Chino Hills, CA 91709

909.247.2506 (o) 410.371.4524 (c)

This email and any attachments are confidential and may be legally privileged. If you are not the intended recipient, please notify the author by replying to this email message, and then delete all copies of the email on your system. If you are not the intended recipient, you must not disclose, distribute, copy, print or use this email in any manner. Email messages and attachments may contain viruses. Although we take precautions to check for viruses, we make no assurances about the absences of viruses. We accept no liability and suggest that you carry out your own virus checks.

JACUZZI006487

REV JACUZZI006587

APEN 1443

From: "Rowan, Bob" <bob.rowan@jacuzzi.com>
Date: Tue, 4 Jun 2013 06:34:45 -0700
To: DAVE MODENA <dave.modena@firstSTREETonline.com>
Subject: Re: Jacuzzi visit

Ha, that's why Mark is the boss! I'll check on Ray and others' availability. We will have lots to talk about regardless. Thinking we should review our web page, # hits, status of offenders, etc. too.

Bob Rowan
 President and CEO
 Jacuzzi Group Worldwide

13925 City Center Drive, Suite 200 / Chino Hills, CA 91709
 909.247.2506 (o) 410.371.4524 (c)

This email and any attachments are confidential and may be legally privileged. If you are not the intended recipient, please notify the author by replying to this email message, and then delete all copies of the email on your system. If you are not the intended recipient, you must not disclose, distribute, copy, print or use this email in any manner. Email messages and attachments may contain viruses. Although we take precautions to check for viruses, we make no assurances about the absences of viruses. We accept no liability and suggest that you carry out your own virus checks.

From: DAVE MODENA <dave.modena@firstSTREETonline.com>
Date: Tue, 4 Jun 2013 06:59:53 -0400
To: "Rowan, Bob" <bob.rowan@jacuzzi.com>
Subject: RE: Jacuzzi visit

Bob

Sounds good ... wasn't aware that Ray and Jonathan could join us ...so we certainly will discuss this project and also discuss 1 - the proprietary technology and how we not compete with future Jacuzzi bath products with this new technology, 2 - other new products i.e. different sizes being developed, the "walk-in tub of the future", raised seat toilet, 3 - Wells Fargo financing possibilities, 4 - the national meeting and probably a couple of other topics ..

If Ray comes I am sure Mark will want to discuss the anti-scald technology and the temperature of the water we deliver ... Ray was going to do some testing on this and report back as to what the correct temperature for therapy should be versus what we are currently delivering, etc...

Looking forward to the visit ... Keep your "driving the ball" hot ..as it looks like it will be you and me against Mark and Joey ...

Dave Modena
 President - Aging In The Home Remodelers
 804-451-2314
 Sr. V.P. *firstSTREET* for Boomers & Beyond
www.firststreetonline.com

From: Rowan, Bob [<mailto:Bob.Rowan@jacuzzi.com>]
Sent: Monday, June 03, 2013 10:27 PM
To: DAVE MODENA
Cc: Davis, Joseph N.
Subject: Re: Jacuzzi visit

That works Dave, let's plan on it. We'll block the day and look forward to it. We should probably plan to cover the tub/shower product as a primary focus – would like to have Ray and Jonathan join us at least for the early part of the meeting. Let me know other topics and we'll come prepared. Look forward to the meeting!

Bob

Bob Rowan
 President and CEO
 Jacuzzi Group Worldwide

JACUZZI006488

REV JACUZZI006588

APEN 1444

13925 City Center Drive, Suite 200 / Chino Hills, CA 91709
909.247.2506 (o) 410.371.4524 (c)

This email and any attachments are confidential and may be legally privileged. If you are not the intended recipient, please notify the author by replying to this email message, and then delete all copies of the email on your system. If you are not the intended recipient, you must not disclose, distribute, copy, print or use this email in any manner. Email messages and attachments may contain viruses. Although we take precautions to check for viruses, we make no assurances about the absence of viruses. We accept no liability and suggest that you carry out your own virus checks.

From: DAVE MODENA <dave.modena@firstSTREETonline.com>
Date: Mon, 3 Jun 2013 11:31:09 -0400
To: "Rowan, Bob" <bob.rowan@jacuzzi.com>
Cc: <joseph.davis@jacuzzi.com>
Subject: FW: Jacuzzi visit

Bob

Just talked to Mark and Wednesday the 26th would be our best day to meet .. we could start around 9 or 9:30 and then have the afternoon to enjoy some golf (as long as Joey plays left-handed and still gives strokes .. Let us know if that works .. i would guess that we would be done by 7 pm that nite ... Hope that works for you and Joey .. let's confirm and we will begin to develop and agenda .. thanks

Dave Modena
President - Aging In The Home Remodelers
804-451-2314
Sr. V.P. *firstSTREET* for Boomers & Beyond
www.firststreetonline.com

From: "Rowan, Bob" <Bob.Rowan@jacuzzi.com>
Date: May 27, 2013, 8:42:15 PM EDT
To: Dave Modena <dmodena@verizon.net>, "joey.davis@jacuzzi.com" <joey.davis@jacuzzi.com>, Joey Davis <jndavis69@live.com>
Subject: Re: Hello

Dave, Joey and I will coordinate calendars to get to Richmond between now and the Denver meetings. How do you guys look week of June 24 and July 29? I'm pretty much out the weeks in between those. Let us know if any dates work inside those weeks and we'll make it happen.

Thanks again for the time last week, talk to you soon.

Bob

Bob Rowan
President and CEO
Jacuzzi Group Worldwide

13925 City Center Drive, Suite 200/ Chino Hills, CA 91709
909.247.2506 (o) 410.371.4524 (c)

This email and any attachments are confidential and may be legally privileged. If you are not the intended recipient, please notify the author by replying to this email message, and then delete all copies of the email on your system. If you are not the intended recipient, you must not disclose, distribute, copy, print or use this email in any manner. Email messages and attachments may contain viruses. Although we take

JACUZZI006489

REV JACUZZI006589

APEN 1445

precautions to check for viruses, we make no assurances about the absences of viruses. We accept no liability and suggest that you carry out your own virus checks.

On 5/24/13 8:11 AM, "Dave Modena" <dmodena@verizon.net> wrote:

Joey

Hello. Wanted to establish contact and let you know that I and our team look forward to working with you and your team as we continue to grow this partnership in to the future. I truly believe we have an exceptional opportunity to do great things, while helping our maturing population stay safe and independent in their homes. I look forward to doing that with you and Jacuzzi.

Lets get you and Bob out to our headquarters before the national meeting so we can continue our discussions and plan for future growth. Let us know when you can what works best.

Thanks

Dave Modena
Sent from iPhone.

This email and any attachments are confidential and may be legally privileged. If you are not the intended recipient, please notify the author by replying to this email message, and then delete all copies of the email on your system. If you are not the intended recipient, you must not disclose, distribute, copy, print, or use this email in any manner. Email messages and attachments may contain viruses. Although we take precautions to check for viruses, we make no assurances about the absence of viruses. We accept no liability and suggest that you carry out your own virus checks.

JACUZZI006490

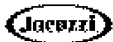
REV JACUZZI006590

APEN 1446

From: Rojas, Miguel </O=JACUZZI ORGANIZATION/OU=FIRST ADMINISTRATIVE GROUP/CN=RECIPIENTS/CN=MROJAS>
To: Martinez, Audrey; Borden, Kristine; Reyes, Teresa; Swanson, Stephanie; Reyes, Regina; Nuanes, Deborah; Davis, Megan
Sent: 6/1/2015 6:06:38 PM
Subject: RE: Kahuna Grip Non Slip Mats

Are we going to refer the consumer to the end user for warranty? Normally on accessories we give a 90 day warranty.

Miguel Rojas
Regional Service Manager-Western Region



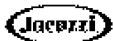
14525 Monte Vista Ave
Chino CA, 91710
Cell/MSG 909-904-7559
Office 909-247-2144
Fax 909-247-2551

This email and any attachments are confidential and may be legally privileged. If you are not the intended recipient, please notify the author by replying to this email message, and then delete all copies of the email on your system. If you are not the intended recipient, you must not disclose, distribute, copy, print or use this email in any manner. Email messages and attachments may contain viruses. Although we take precautions to check for viruses, we make no assurances about the absences of viruses. We accept no liability and suggest that you carry out your own virus checks.

From: Martinez, Audrey
Sent: Monday, June 01, 2015 12:29 PM
To: Rojas, Miguel; Borden, Kristine; Reyes, Teresa; Swanson, Stephanie; Reyes, Regina; Nuanes, Deborah; Davis, Megan
Subject: RE: Kahuna Grip Non Slip Mats

The manufacturer offers a 1 year warranty on the adhesive and a 2 year warranty on the mat.

Audrey Martinez
Marketing Manager- Aging In Place Bathing

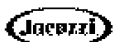


www.jacuzzi.com
13925 City Center Drive, Suite 200/ Chino Hills, CA 91709
909.247.2582 (o) 909.762.3203 (c)

From: Rojas, Miguel
Sent: Monday, June 01, 2015 9:58 AM
To: Martinez, Audrey; Borden, Kristine; Reyes, Teresa; Swanson, Stephanie; Reyes, Regina; Nuanes, Deborah; Davis, Megan
Subject: RE: Kahuna Grip Non Slip Mats

Does this product have 90 day warranty?

Miguel Rojas
Regional Service Manager-Western Region



14525 Monte Vista Ave
Chino CA, 91710
Cell/MSG 909-904-7559
Office 909-247-2144
Fax 909-247-2551

JACUZZI006491

REV JACUZZI006591

APEN 1447

This email and any attachments are confidential and may be legally privileged. If you are not the intended recipient, please notify the author by replying to this email message, and then delete all copies of the email on your system. If you are not the intended recipient, you must not disclose, distribute, copy, print or use this email in any manner. Email messages and attachments may contain viruses. Although we take precautions to check for viruses, we make no assurances about the absences of viruses. We accept no liability and suggest that you carry out your own virus checks.

From: Martinez, Audrey

Sent: Monday, June 01, 2015 9:46 AM

To: Borden, Kristine; Reyes, Teresa; Swanson, Stephanie; Rojas, Miguel; Reyes, Regina; Nuanes, Deborah; Davis, Megan

Subject: Kahuna Grip Non Slip Mats

Good morning all. Just a quick note to get everyone up to date on a new accessory available to firstSTREET. All Jacuzzi® Walk in Bathtubs and Showers exceed the voluntary American Society for Testing and Materials Standard Consumer Safety Specification for Slip-Resistant Bathing Facilities (ASTM F462 – 79), but due to the nature of the end user, sometimes enhanced slip resistance is needed.

What:

• Adhesive textured mat. Custom die cut to fit Jacuzzi® walk in tubs and showers. Field installed by firstSTREET installer or consumer.

Features:


- Patented peel and stick anti-slip material
- Protects against slipping on a smooth and wet tub surface
- Non-abrasive
- Anti-bacterial, anti-fungal, mold resistant
- Conformable, non-residual removable adhesive (no mess)
- Same material as used by top competitive surfers around the world to provide grip under extreme competitive conditions.

Item# :

Tub seat- LX09000

Tub floor- LX07000

One size fits all models of walk in tub



LX09000	Kahuna Grip Non Skid Mat	Seat- 8.5"x14"	Clear	\$13.00	7-31 352-69894-1
LX07000		Floor- 17.5"x14"	Clear	\$24.00	7-31 352-69893-4

A copy of the instruction sheet is attached. Please let me know if any additional information is required. Thanks!

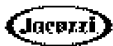
JACUZZI006492

REV JACUZZI006592

APEN 1448

Audrey Martinez

Marketing Manager- Aging In Place Bathing



www.jacuzzi.com

13925 City Center Drive, Suite 200/ Chino Hills, CA 91709

909.247.2582 (o) 909.762.3203 (c)

This email and any attachments are confidential and may be legally privileged. If you are not the intended recipient, please notify the author by replying to this email message, and then delete all copies of the email on your system. If you are not the intended recipient, you must not disclose, distribute, copy, print, or use this email in any manner. Email messages and attachments may contain viruses. Although we take precautions to check for viruses, we make no assurances about the absence of viruses. We accept no liability and suggest that you carry out your own virus checks.

003701

003701

JACUZZI006493

REV JACUZZI006593

APEN 1449

003701

From: Martinez, Audrey </O=JACUZZI ORGANIZATION/OU=EXCHANGE ADMINISTRATIVE GROUP (FYDIBOHF23SPDLT)/CN=RECIPIENTS/CN=AUDREY MARTINEZ66B76F91>
To: Torres, Ray
Sent: 6/10/2013 8:35:40 PM
Subject: FW: Slip resistance

Do you have something got send them? I am getting a lot of feedback that the floor is too slippery.

Audrey Martinez

Marketing Manager- Aging In Place Bathing



www.jacuzzi.com
 13925 City Center Drive, Suite 200 / Chino Hills, CA 91709
 909.247.2582 (o) 909.762.3203 (c)

This email and any attachments are confidential and may be legally privileged. If you are not the intended recipient, please notify the author by replying to this email message, and then delete all copies of the email on your system. If you are not the intended recipient, you must not disclose, distribute, copy, print or use this email in any manner. Email messages and attachments may contain viruses. Although we take precautions to check for viruses, we make no assurances about the absences of viruses. We accept no liability and suggest that you carry out your own virus checks.

From: Norm Murdock [mailto:norm.murdock@aihremodelers.com]
Sent: Thursday, June 06, 2013 7:09 AM
To: Torres, Ray
Cc: Martinez, Audrey
Subject: Slip resistance

Ray-

Is our walk-in tub certified to meet the ASTM F462 slip resistance standard? If so, can you send me a copy of the cert?

Thanks,

Norm Murdock, CAPS, CSA
 Vice President



Phone: 303-222-3207

Cell: 602-403-6267

Email: norm.murdock@firststreetonline.com

Website: www.firststreetinc.com, www.firststreetonline.com

LinkedIn: www.linkedin.com/company/firststreet

designed for SENIORS®

003702

003702

JACUZZI006494

REV JACUZZI006594

APEN 1450

003702

From: Torres, Ray </O=JACUZZI ORGANIZATION/OU=FIRST ADMINISTRATIVE GROUP/CN=RECIPIENTS/CN=RTORRES>
To: Demeritt, William; Martinez, Audrey
CC: Bachmeyer, Kurt; Peetz, Chris; Baehr, Rich; Davis, Joseph N.
Sent: 6/27/2013 11:33:30 AM
Subject: RE: Emailing: Test various Non Skid Patterns for compliance to ASTM F-462 , 5229 slip resistance

ok good didn't offend. ha ha

Raymond Torres

Sr. Director of Engineering – Jacuzzi Luxury Bath

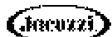
www.jacuzzi.com
 14525 Monte Vista Avenue / Chino, CA 91710
 909.247.2158 (o) 909.217.4799 (c) 909.643.2829 (f)

This email and any attachments are confidential and may be legally privileged. If you are not the intended recipient, please notify the author by replying to this email message, and then delete all copies of the email on your system. If you are not the intended recipient, you must not disclose, distribute, copy, print or use this email in any manner. Email messages and attachments may contain viruses. Although we take precautions to check for viruses, we make no assurances about the absences of viruses. We accept no liability and suggest that you carry out your own virus checks.

From: Demeritt, William
Sent: Thursday, June 27, 2013 8:32 AM
To: Torres, Ray; Martinez, Audrey
Cc: Bachmeyer, Kurt; Peetz, Chris; Baehr, Rich; Davis, Joseph N.
Subject: RE: Emailing: Test various Non Skid Patterns for compliance to ASTM F-462 , 5229 slip resistance

Bill's not a lawyer!

William Demeritt
V.P. Jacuzzi Inc.
Director of Risk Management
Jacuzzi Brands Corp.



www.jacuzzi.com
 13925 City Center Drive, Suite 200 / Chino Hills, CA 91709
 909.247.2033(o) 909.509.0229(c)

This email and any attachments are confidential and may be legally privileged. If you are not the intended recipient, please notify the author by replying to this email message, and then delete all copies of the email on your system. If you are not the intended recipient, you must not disclose, distribute, copy, print or use this email in any manner. Email messages and attachments may contain viruses. Although we take precautions to check for viruses, we make no assurances about the absences of viruses. We accept no liability and suggest that you carry out your own virus checks.-----Original

Message-----

From: Torres, Ray
Sent: Thursday, June 27, 2013 8:24 AM
To: Martinez, Audrey
Cc: Bachmeyer, Kurt; Demeritt, William; Peetz, Chris; Baehr, Rich; Davis, Joseph N.
Subject: Emailing: Test various Non Skid Patterns for compliance to ASTM F-462 , 5229 slip resistance

Audrey,

Here are the two test reports, one is our generic test on a shower pan which is the worst case sheet draw in thickness coefficient of friction .05.(.04 is the passing standard). This is the pattern we use as a master on all jacuzzi bottoms today. The second report is a deep draw on the 5229 walk in tub, the coefficient of friction is .10 double that of the pan which is exactly what we thought it would be. In fact I have never seen a .10 average in all my years. That is darn good!

Anyways, when you send out the reports only send page one which is the conclusion page. Do not send out the actual data as it

JACUZZI006495

REV JACUZZI006595

APEN 1451

sometimes with slick lawyers, (not picking on bill) could challenge results.

Anyways great news on the bottom. Where do I charge my fees?

Thanks

ray

This email and any attachments are confidential and may be legally privileged. If you are not the intended recipient, please notify the author by replying to this email message, and then delete all copies of the email on your system. If you are not the intended recipient, you must not disclose, distribute, copy, print, or use this email in any manner. Email messages and attachments may contain viruses. Although we take precautions to check for viruses, we make no assurances about the absence of viruses. We accept no liability and suggest that you carry out your own virus checks.

003704

003704

JACUZZI006496

REV JACUZZI006596

APEN 1452

From: Martinez, Audrey </O=JACUZZI ORGANIZATION/OU=EXCHANGE ADMINISTRATIVE GROUP (FYDIBOHF23SPDLT)/CN=RECIPIENTS/CN=AUDREY MARTINEZ66B76F91>
To: Torres, Ray; Nichols, Mary
Sent: 8/19/2014 12:45:28 PM
Subject: RE: Emailing: walk_in_tub_round_1

What is wrong with the Liquiguard stuff we recommended? I haven't heard any complaints.

Audrey Martinez
Marketing Manager- Aging In Place Bathing

www.jacuzzi.com
13925 City Center Drive, Suite 200/ Chino Hills, CA 91709
909.247.2582 (o) 909.762.3203 (c)

This email and any attachments are confidential and may be legally privileged. If you are not the intended recipient, please notify the author by replying to this email message, and then delete all copies of the email on your system. If you are not the intended recipient, you must not disclose, distribute, copy, print or use this email in any manner. Email messages and attachments may contain viruses. Although we take precautions to check for viruses, we make no assurances about the absences of viruses. We accept no liability and suggest that you carry out your own virus

-----Original Message-----

From: Torres, Ray
Sent: Tuesday, August 19, 2014 9:42 AM
To: Nichols, Mary; Martinez, Audrey
Subject: RE: Emailing: walk_in_tub_round_1

Kahuna Grip Review
Currently 3/5 Stars.

1
2
3
4
5
7 Votes

Kahuna Grip is an adhesive surface for any wet floor that guarantees perfect grip to make sure no one will slip. Put it on your tub or shower and you'll have a surefooted solution to slipping. The secret is Kahuna Grip's patent-pending HydraHold material which contains millions of microscopic surface fractures. When wet, these fractures act like tiny suction cups that grip the feet. It's so effective Kahuna Grip was granted the highest no-slip safety rating. Installation is easy; just set it and forget as the adhesive backing keeps it tightly in place yet it peels off easy without any residue.

The Claim

Slipping is the most common bathroom accident. You can avoid this when you have a reliable bath mat. Most bath mats in the market though don't deliver what they promise. Thanks to Kahuna Grip, slipping will no longer be a problem. It will grip your feet, you're guaranteed not to slip. In fact, Kahuna Grip was invented to keep surfers' feet locked on surfboards. Kahuna Grip is the much better alternative to ordinary bath mats. Bath Mats grow bacteria and mold but Kahuna Grip repels them; it never discolors, too. Durability is another thing you can rely on as Kahuna Grip won't tear even though it's as thin like your thumbnail.

Total Cost Breakdown

The cost of Kahuna Grip is \$10.00 plus \$7.95 shipping. The special TV offer allows you to receive a second Kahuna Grip by paying the extra shipping fee of \$7.95 for a total price of \$25.9.

Price

\$10.00

Lowest Price

The lowest price for Kahuna Grip is direct from their official site.

Special Offer

Buy 1 Get 1 Free

JACUZZI006497

REV JACUZZI006597

APEN 1453

Where to Buy

Online only, Kahuna Grip is not available in stores.

Warranty / Guarantee

Not on website

Aggregate Rating

Total Rating: 19 Average Rating: 2.7 Number of Votes : 7

Included in the special offer is:

Kahuna Grip in Clear.

A second Kahuna Grip in clear free just pay the separate \$7.95 S & H.

Raymond Torres

VP Operations & Engineering – Jacuzzi Luxury Bath

www.jacuzzi.com

14525 Monte Vista Avenue / Chino, CA 91710

909.247.2158 (o) 909.217.4799 (c) 909.643.2829 (f)

This email and any attachments are confidential and may be legally privileged. If you are not the intended recipient, please notify the author by replying to this email message, and then delete all copies of the email on your system. If you are not the intended recipient, you must not disclose, distribute, copy, print or use this email in any manner. Email messages and attachments may contain viruses. Although we take precautions to check for viruses, we make no assurances about the absences of viruses. We accept no liability and suggest that you carry out your own virus checks.

-----Original Message-----

From: Nichols, Mary

Sent: Tuesday, August 19, 2014 9:31 AM

To: Torres, Ray; Martinez, Audrey

Subject: RE: Emailing: walk_in_tub_round_1

Finally - Audrey's plan to get you to do wall kits is working!!!!

-----Original Message-----

From: Torres, Ray

Sent: Tuesday, August 19, 2014 9:10 AM

To: Martinez, Audrey; Nichols, Mary

Subject: RE: Emailing: walk_in_tub_round_1

I would rather do wall kits....

Raymond Torres

VP Operations & Engineering – Jacuzzi Luxury Bath

www.jacuzzi.com

14525 Monte Vista Avenue / Chino, CA 91710

909.247.2158 (o) 909.217.4799 (c) 909.643.2829 (f)

This email and any attachments are confidential and may be legally privileged. If you are not the intended recipient, please notify the author by replying to this email message, and then delete all copies of the email on your system. If you are not the intended recipient, you must not disclose, distribute, copy, print or use this email in any manner. Email messages and attachments may contain viruses. Although we take precautions to check for viruses, we make no assurances about the absences of viruses. We accept no liability and suggest that you carry out your own virus checks.

-----Original Message-----

From: Martinez, Audrey

Sent: Tuesday, August 19, 2014 9:06 AM

To: Torres, Ray; Nichols, Mary

Subject: RE: Emailing: walk_in_tub_round_1

Showoff.

Audrey Martinez

Marketing Manager- Aging In Place Bathing

www.jacuzzi.com

13925 City Center Drive, Suite 200/ Chino Hills, CA 91709

909.247.2582 (o) 909.762.3203 (c)

JACUZZI006498

REV JACUZZI006598

APEN 1454

This email and any attachments are confidential and may be legally privileged. If you are not the intended recipient, please notify the author by replying to this email message, and then delete all copies of the email on your system. If you are not the intended recipient, you must not disclose, distribute, copy, print or use this email in any manner. Email messages and attachments may contain viruses. Although we take precautions to check for viruses, we make no assurances about the absences of viruses. We accept no liability and suggest that you carry out your own virus

-----Original Message-----

From: Torres, Ray

Sent: Tuesday, August 19, 2014 8:46 AM

To: Martinez, Audrey; Nichols, Mary

Subject: Emailing: walk_in_tub_round_1

Just wanted to add to the madness.....

This email and any attachments are confidential and may be legally privileged. If you are not the intended recipient, please notify the author by replying to this email message, and then delete all copies of the email on your system. If you are not the intended recipient, you must not disclose, distribute, copy, print, or use this email in any manner. Email messages and attachments may contain viruses. Although we take precautions to check for viruses, we make no assurances about the absence of viruses. We accept no liability and suggest that you carry out your own virus checks.

003707

003707

JACUZZI006499

REV JACUZZI006599

APEN 1455

003707

From: Magen Davis <Megan.Davis@jacuzzi.com>
To: Reyes, Regina
Sent: 12/27/2012 12:51:57 PM
Subject: FWD: Wife slips on the seat and the floor...referred Tracey to contact Regina Reyes. suggested they use nonskid mats will speak to ray t as well.

The following incident has been forwarded to you by:
Megan Davis(Megan.Davis@jacuzzi.com)

Sender's Comment

Hi Regina,
I was wondering if you heard back from Ray on this one.
Thank you,
Megan

Contact Information

Email Address: tracey.dierkens@aihremodelers.com
First Name: Tracey
Last Name: Dierkens
Type: FirstStreet Dealer/Installer
Title:
Mobile Phone: 303-953-7083
Primary Phone: 303-953-6898
DLR/Agent #: 70001017
DLR/Agent Name: FIRSTSTREET BOOMERS & BEYOND
Lowes Store #:
Region/Territory: 200
ShipTo Acct Sequence: 27
ShipTo Account Name: HAUSNER CONSTRUCTION

Reference #121218-000195

Summary: Wife slips on the seat and the floor...referred Tracey to contact Regina Reyes. suggested they use nonskid mats will speak to ray t as well.
Escalation Level: 30 hour action
Rule State: 02. In Progress
Product Level 1: Jacuzzi Luxury Bath
Product Level 2: Walk-in
Product Level 3: FirstStreet
Category Level 1: Technical
Category Level 2: Troubleshooting
Date Created: 12/18/2012 02:23 PM
Last Updated: 12/27/2012 09:51 AM
Status: Waiting
Assigned: Regina Reyes
Serial Number: BDFDK9
Purchase DLR/Agent #: 70001017
PurchaseDLR/Agent: FIRSTSTREET BOOMERS & BEYOND
Model: NQ80959
Model Desc: FS 5230 C RH SLN HTR SKT WHT
Manufacture Date: 12/05/2012
Early Warning: No
Auth Date:

JACUZZI006500

REV JACUZZI006600

APEN 1456

Auth #:
Auth By:
Auth Amount:
Auth Parts:
Auth Labor:
Auth Travel:
Brand: JLB
First Call Resolutio:
Warranty Status: Yes
Account Number:

Auth Comments

Discussion Thread

Note (Megan Davis)

12/27/2012 09:51 AM

Hi Regina,
 I was wondering if you heard back from Ray on this one.
 Thank you,
 Megan

Response Via Email (Regina Reyes)

12/21/2012 12:22 PM

Thanks Nick. I'm passing this on to Ray, our Director of Engineering to see what he has to say.

Customer Via Email (Entered by Regina Reyes)

12/21/2012 12:22 PM

From: Nick Fawkes [mailto:nick.fawkes@aihremodelers.com]
 Sent: Friday, December 21, 2012 12:16 PM
 To: Reyes, Regina
 Subject: Re: Arnouville, Manuel - Serial #BDFDK9

Regina this is Xbox wanted to let you know that we actually hear this complaint more and more often and the numbers increasing installations. I would highly recommend that we consider putting something a little bit more abrasive Not only on the floor but also on the seats as we have had customers call concerned that they slip off the seat so wouldn't be a bad thing to consider adding to the new job just my thoughts.

Sent from my iPhone

Response Via Email (Regina Reyes)

12/21/2012 12:00 PM

Hi Tracey,

Sorry for the delay, this is one that I have been pondering how to address and the only thing I can come up with is that maybe they apply some non skid bath mats or stickers. We don't have an accessory to supply and we have not heard of this before, but I will check.

Regina Reyes

Response Via Email (Hilton Calderon)

12/18/2012 02:23 PM

From: Calderon, Hilton On Behalf Of First Street Support
 Sent: Tuesday, December 18, 2012 2:20 PM
 To: Tracey Dierkens; First Street Support
 Cc: Todd Stout; nick.fawkes@aihremodelers.com
 Subject: RE: Arnouville, Manuel - Serial #BDFDK9
 Importance: High

Tracey,

This is the first time I heard of this type of complain, you will need to direct this issue with our manager: Regina Reyes. As far as I know the floor has a nonslip pattern design that prevents the user from slipping but

JACUZZI006501

REV JACUZZI006601

APEN 1457

the seat is plain, it has no slip pattern design.

Regards,
Hilton Calderon
Technical Services Consultant

Customer Via Email (Entered by Hilton Calderon)

12/18/2012 02:23 PM

From: Tracey Dierkens [mailto:tracey.dierkens@aihremodelers.com]

Sent: Monday, December 17, 2012 10:07 AM

To: First Street Support

Cc: Todd Stout; nick.fawkes@aihremodelers.com

Subject: Arnouville, Manuel - Serial #BDFDK9

Customers tub was installed on 12/13, and they say the wife slips on the seat and the floor. Nick would like to know if there is anything you can do to help the customer out? They are not using the tub because they are afraid she will fall.

Arnouville, Manuel & Patricia
5010 N Bayou Black Drive
Gibson, LA 70356
(985)575-3695

Thank you!

Tracey Dierkens
303-222-3200
303-222-3204 Direct

003710

003710

JACUZZI006502

REV JACUZZI006602

APEN 1458

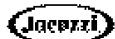
003710

From: Nuanes, Deborah </O=JACUZZI ORGANIZATION/OU=FIRST ADMINISTRATIVE GROUP/CN=RECIPIENTS/CN=DNUANCES>
To: 'Kelsey Maconegny'
Sent: 5/20/2015 10:31:07 AM
Subject: RE: Solid Step Cote
Attachments: AIHR 114th Issue Attachment 1-SolidStepCote-ApplicationInstructions-b10.pdf; AIHR 114th Issue Newsletter.pdf

Kelsey,

Attached is the Newsletter AIHR puts out and had the information you are looking for.
 When you open the website <http://www.liquiguard.com/non-slip-coatings/solid-step-cote/solidstep-cote-04.html>
 Look for Anti Slip Coating.

Thank you,
 Deborah Nuanes
 Consumer Relations, Aging in Place



14525 Monte Vista, Chino CA 91710
 800-288-4002 ext 3003
 909-247-2218 fax
deborah.nuanes@jacuzzi.com

This email and any attachments are confidential and may be legally privileged. If you are not the intended recipient, please notify the author by replying to this email message, and then delete all copies of the email on your system. If you are not the intended recipient, you must not disclose, distribute, copy, print, or use this email in any manner. Email messages and attachments may contain viruses. Although we take precautions to check for viruses, we make no assurances about the absence of viruses. We accept no liability and suggest that you carry out your own virus checks.

From: Kelsey Maconegny [mailto:kamaconegny@gmail.com]
Sent: Wednesday, May 20, 2015 5:27 AM
To: Nuanes, Deborah
Subject:

Hello Deborah,

I was just curious, we would like to order a tube of that non slip gel coat for the tubs to go to one of our installers.. Would you know how we go about ordering that and how much that is?

Thank you,

--

Kelsey Maconegny
kamaconegny@gmail.com

003711

003711

JACUZZI006503

REV JACUZZI006603

APEN 1459

003711



A **LIQUIGUARD**® Product
protection without pollution



APPLICATION INSTRUCTIONS

SolidStepCote can be applied by **foam brush, roller (1/8" nap) or low pressure airless spray equipment** (HVLP spray systems and a 0.025 inch tip). A gallon of **SolidStepCote** can provide protection over approximately 350 square feet depending on the texture and porosity of the surface. With larger surfaces a roller or spray application is recommended.

1. Stir fully or shake the **SolidStepCote** container *thoroughly* prior to use. If the base of bottle or container shows a firm opaque layer, stir or shake the contents thoroughly until the settled material becomes fully dispersed and a smooth, milky liquid is observed throughout. This step is very important as the non-slip aggregate which tends to settle must be evenly distributed throughout the solution to realize the maximum efficacy of the product.
2. Once fully shaken, let the solution sit for 10 minutes or so to dissipate the bubbles that may have formed during the shaking or stirring process. *If you see bubbles on the surface during application, allow the solution to sit a little while longer until they are eliminated.* If necessary, bubbles can be "popped" when the solution is wet by blowing on the surface or applying air pressure (i.e. with a hair dryer). **Note: Once dry, these bubbles become permanent and leave imperfections in the coating.**
3. The targeted surface should be completely dry and free of dirt, debris and oil or grease prior to application. If applying in a tub or shower, clean the surface to be coated with water and appropriate cleaners or scrubbers to remove dirt, stains or soapscum as these contaminants will become trapped under the coating and prevent effective bonding of the non-slip coating in the affected areas.
4. Prior to application gently stir or shake the **SolidStepCote** container one final time to remix the aggregate throughout the solution.
5. Pour the product into a paint tray or directly on to the floor to be treated. *Apply at first to a small test area to be sure that the application is working properly and producing desired results.*
6. Roll/Apply the product evenly back and forth over the surface at a steady pace, making sure not to coat the product too heavily or apply too much pressure on the brush or roller. The back and forth motion of the roller will assist in preventing and/or eliminating any bubbles in the film that may form on the surface. **SolidStepCote** is a self-leveling product and the coating will even out as it dries.

The coating goes on easily and dries to a clear glossy finish. One coat should be sufficient for tubs and showers. Two coats are recommended for surfaces likely to encounter regular foot traffic with hard soled shoes. If a second coat is desired, allow the first coat to become fully dry to the touch (normally 15-30 minutes, depending upon ambient conditions) before applying the second coat.

The surface will be ready to receive regular **foot traffic within 4-6 hours** after final application. Allow **24-48 hours for full cure** before subjecting the surface to heavy abrasion. Do not apply at temperatures below 50°F or 90°F. When applying, avoid heavy buildup, puddling and overlappings.

***IMPORTANT:** Liquiguard recommends a two-coat application to ensure good film strength and to prevent scratching, chipping or peeling, particularly in high traffic areas or surfaces that encounter intensive foot traffic or other friction.

DO NOT:

- Apply with a foam roller as it will encourage bubbles on the surface.
- Apply with a paint brush as it will often create streaks and/or brush marks on the surface.
- Apply to surfaces that will be cleaned with a walk-behind motorized rotary cleaner.
- Apply to surfaces that will be buffed with a Diamond Pad or other abrasive tools.

LIQUIGUARD®
www.liquiguard.com info@liquiguard.com

003712

003712

JACUZZI006504

REV JACUZZI006604

APEN 1460

003712

Confidential**Confidential**

Newsletter

April, 3 2014

New WIT Resources!

We are pleased to announce that Aging in the Home Remodelers & Jacuzzi have both tested & approved the use of an optional non-skid coating designed to improve the slip resistance of the floors in our walk-in bathtubs. This is not intended to be offered as a part of the normal installation but a customer request basis or as a means for resolution to any potential new or existing slip like issues/concerns.

The product is SolidStepCote 04 manufactured by Liquiguard Technologies, Inc. It is an entirely nontoxic, green, water-based solution that dries clear and creates an invisible anti-skid finish. This eco-friendly product contains extremely low VOC's, and has no fumes or odors. It can be easily applied using a 1/4" nap 3" paint roller. The result is a nonskid surface equivalent to 50-grit sandpaper. Additionally, use of this coating on Jacuzzi walk-in tubs will not void the warranty. This product is available for you to order direct from the manufacturer & apply to tubs in your shop or in the field for those customers requiring or desiring additional slip resistance. Aging in the Home Remodelers has negotiated a 20% discount off of the published internet prices for our dealers. Below is the contact person to place orders. Just mention that you are a Jacuzzi/Aging in the Home Remodelers dealer to receive the 20% discount.



- For more information, please visit <http://www.liquiguard.com/non-slip-coatings/solid-step-cote/solidstep-cote-04.html>
- An optional primer, Unibond 110, is also available: <http://www.liquiguard.com/surface-primers/unibond-111/unibond110-quart-32-oz.html>

Complete application instructions provided in a separate attachment

Rehash Spec Update

Jacuzzi has corrected an error on the re-hash (i.e. "product 2" whirlpool) walk-in tub specification sheet included in the product shipment which incorrectly specified that one 20 amp circuit was required. Below is the updated specification:

TECHNICAL SPECIFICATIONS		
	COMBINATION	WHIRLPOOL
Electrical Specifications	Device Power Requirements	Device Power Requirements
Blower	120V, 5A, 60Hz, 500W Motor, 600W Heater	N/A
Pump/Motor (Ozone)	120V, 7A, 60Hz / (120V, 0.25A, 60Hz)	120V, 7A, 60Hz / (120V, 0.25A, 60Hz)
Heater	120V, 12.5A, 60Hz, 1.5kW	120V, 12.5A, 60Hz, 1.5kW
Light	120V, 1.6A, 60Hz	N/A
GFCI-Protected Circuits	Two Dedicated 120V, 20A, 60Hz	Two Dedicated 120V, 20A, 60Hz

EC Installation Video

The complete Easy Climber Deluxe (Xclusive) installation video is now available! You can find it in the "Easy Climber Does" Drop Box folder under the subfolder "Install docs/Installation Videos".



JACUZZI006505

REV JACUZZI006605

APEN 1461

*Confidential**Confidential*

Newsletter

April, 3 2014

EC Resources & Helpful Hints

Photo Survey tip

When configuring the stairlift using the Photo Survey software included in the touch screen tablet, use the mouse rather than the touch screen to configure the top & bottom rail ends. The mouse is much easier to use than the touchscreen for configuring the rail endings.

Easy Climber stairlift samples

The Easy Climber order form in Drop Box has been updated to include the below sales sample kit. This kit is available now in very limited quantities. Additional inventory is being developed to meet demand. We also recommend you save any straight rail drops from your Easy Climber installations & use these rail pieces to cut into samples for your sales reps.

FSSAMPS-Sample kit including 12" straight rail with mounting bracket, 4" curved rail, chair upholstery.

Easy Climber installation tip

In the installation image on the right, the top nose of the step is 4" from the door. To accommodate this obstacle, in lieu of using the more expensive lift with the slide track option, the installer reduced the rail overrun from the standard 9" to 6". This allowed the lift to park inside the door but still allows the chair to swivel onto the landing.



Support

Both Handicare & Aging in the Home Remodelers are committed to your Easy Climber success. Additional training & support are available. Please follow the guidelines below:

1. Photo Survey Support:
 - a. Please submit a "TEST" survey on a staircase in your home or family/friend's home. This is vital to ensure you fully understand & can properly complete a photo survey.
 - b. If further training is required, additional training course are offered by Handicare on a bi-monthly basis. For five or more trainees, Handicare will schedule an additional training course.
 - c. For 'on-site' assistance during a photo-survey, please contact your Handicare Territory Manager or Sebastian Stout, our dedicated Easy Climber technical support team member, at 720-210-7991 or sebastian.stout@aihremodelers.com.
2. First Curve Install:
 - a. In addition to the training already provided, Handicare will provide on-site installation assistance with your first curved lift install. To schedule, please contact Graham Taylor with Handicare at 610-266-5260 or graham.taylor@handicare.com.

Simona Reid-Robertson
804-451-2309

Simona.robertson@firststreetonline.com

JACUZZI006506

REV JACUZZI006606

APEN 1462

From: Martinez, Audrey </O=JACUZZI ORGANIZATION/OU=EXCHANGE ADMINISTRATIVE GROUP (FYDIBOHF23SPDLT)/CN=RECIPIENTS/CN=AUDREY MARTINEZ66B76F91>
To: Torres, Ray; Nichols, Mary
Sent: 8/19/2014 12:55:33 PM
Subject: RE: Emailing: walk_in_tub_round_1

Order it and get a 33 page testing report!

Audrey Martinez
Marketing Manager- Aging In Place Bathing

www.jacuzzi.com
13925 City Center Drive, Suite 200/ Chino Hills, CA 91709
909.247.2582 (o) 909.762.3203 (c)

This email and any attachments are confidential and may be legally privileged. If you are not the intended recipient, please notify the author by replying to this email message, and then delete all copies of the email on your system. If you are not the intended recipient, you must not disclose, distribute, copy, print or use this email in any manner. Email messages and attachments may contain viruses. Although we take precautions to check for viruses, we make no assurances about the absences of viruses. We accept no liability and suggest that you carry out your own virus

-----Original Message-----

From: Torres, Ray
Sent: Tuesday, August 19, 2014 9:52 AM
To: Martinez, Audrey; Nichols, Mary
Subject: RE: Emailing: walk_in_tub_round_1

all you need is one complaint, hahahahaha, let me call Kelly dennis or mark Gordon kahuna grip is a sheet can't screw that up with application. I think?

Raymond Torres
VP Operations & Engineering – Jacuzzi Luxury Bath

www.jacuzzi.com
14525 Monte Vista Avenue / Chino, CA 91710
909.247.2158 (o) 909.217.4799 (c) 909.643.2829 (f)

This email and any attachments are confidential and may be legally privileged. If you are not the intended recipient, please notify the author by replying to this email message, and then delete all copies of the email on your system. If you are not the intended recipient, you must not disclose, distribute, copy, print or use this email in any manner. Email messages and attachments may contain viruses. Although we take precautions to check for viruses, we make no assurances about the absences of viruses. We accept no liability and suggest that you carry out your own virus checks.

-----Original Message-----

From: Martinez, Audrey
Sent: Tuesday, August 19, 2014 9:45 AM
To: Torres, Ray; Nichols, Mary
Subject: RE: Emailing: walk_in_tub_round_1

What is wrong with the Liquiguard stuff we recommended? I haven't heard any complaints.

Audrey Martinez
Marketing Manager- Aging In Place Bathing

www.jacuzzi.com
13925 City Center Drive, Suite 200/ Chino Hills, CA 91709
909.247.2582 (o) 909.762.3203 (c)

This email and any attachments are confidential and may be legally privileged. If you are not the intended recipient, please notify the author by replying to this email message, and then delete all copies of the email on your system. If you are not the intended recipient, you must not disclose, distribute, copy, print or use this email in any manner. Email messages and attachments may contain viruses. Although we take precautions to check for viruses, we make no assurances about the absences of viruses. We accept no liability and suggest that you carry out your own virus

-----Original Message-----

From: Torres, Ray
Sent: Tuesday, August 19, 2014 9:42 AM
To: Nichols, Mary; Martinez, Audrey

JACUZZI006507

REV JACUZZI006607

APEN 1463

Subject: RE: Emailing: walk_in_tub_round_1

Kahuna Grip Review
Currently 3/5 Stars.

1
2
3
4
5
7 Votes

Kahuna Grip is an adhesive surface for any wet floor that guarantees perfect grip to make sure no one will slip. Put it on your tub or shower and you'll have a surefooted solution to slipping. The secret is Kahuna Grip's patent-pending HydraHold material which contains millions of microscopic surface fractures. When wet, these fractures act like tiny suction cups that grip the feet. It's so effective Kahuna Grip was granted the highest no-slip safety rating. Installation is easy; just set it and forget as the adhesive backing keeps it tightly in place yet it peels off easy without any residue.

The Claim

Slipping is the most common bathroom accident. You can avoid this when you have a reliable bath mat. Most bath mats in the market though don't deliver what they promise. Thanks to Kahuna Grip, slipping will no longer be a problem. It will grip your feet, you're guaranteed not to slip. In fact, Kahuna Grip was invented to keep surfers' feet locked on surfboards. Kahuna Grip is the much better alternative to ordinary bath mats. Bath Mats grow bacteria and mold but Kahuna Grip repels them; it never discolors, too. Durability is another thing you can rely on as Kahuna Grip won't tear even though it's as thin like your thumbnail.

Total Cost Breakdown

The cost of Kahuna Grip is \$10.00 plus \$7.95 shipping. The special TV offer allows you to receive a second Kahuna Grip by paying the extra shipping fee of \$7.95 for a total price of \$25.9.

Price

\$10.00

Lowest Price

The lowest price for Kahuna Grip is direct from their official site.

Special Offer

Buy 1 Get 1 Free

Where to Buy

Online only, Kahuna Grip is not available in stores.

Warranty / Guarantee

Not on website

Aggregate Rating

Total Rating: 19 Average Rating: 2.7 Number of Votes : 7

Included in the special offer is:

Kahuna Grip in Clear.

A second Kahuna Grip in clear free just pay the separate \$7.95 S & H.

Raymond Torres

VP Operations & Engineering – Jacuzzi Luxury Bath

www.jacuzzi.com

14525 Monte Vista Avenue / Chino, CA 91710

909.247.2158 (o) 909.217.4799 (c) 909.643.2829 (f)

This email and any attachments are confidential and may be legally privileged. If you are not the intended recipient, please notify the author by replying to this email message, and then delete all copies of the email on your system. If you are not the intended recipient, you must not disclose, distribute, copy, print or use this email in any manner. Email messages and attachments may contain viruses. Although we take precautions to check for viruses, we make no assurances about the absences of viruses. We accept no liability and suggest that you carry out your own virus checks.

JACUZZI006508

REV JACUZZI006608

APEN 1464

-----Original Message-----

From: Nichols, Mary
Sent: Tuesday, August 19, 2014 9:31 AM
To: Torres, Ray; Martinez, Audrey
Subject: RE: Emailing: walk_in_tub_round_1

Finally - Audrey's plan to get you to do wall kits is working!!!!

-----Original Message-----

From: Torres, Ray
Sent: Tuesday, August 19, 2014 9:10 AM
To: Martinez, Audrey; Nichols, Mary
Subject: RE: Emailing: walk_in_tub_round_1

I would rather do wall kits....

Raymond Torres
VP Operations & Engineering – Jacuzzi Luxury Bath

www.jacuzzi.com
14525 Monte Vista Avenue / Chino, CA 91710
909.247.2158 (o) 909.217.4799 (c) 909.643.2829 (f)

This email and any attachments are confidential and may be legally privileged. If you are not the intended recipient, please notify the author by replying to this email message, and then delete all copies of the email on your system. If you are not the intended recipient, you must not disclose, distribute, copy, print or use this email in any manner. Email messages and attachments may contain viruses. Although we take precautions to check for viruses, we make no assurances about the absences of viruses. We accept no liability and suggest that you carry out your own virus checks.

-----Original Message-----

From: Martinez, Audrey
Sent: Tuesday, August 19, 2014 9:06 AM
To: Torres, Ray; Nichols, Mary
Subject: RE: Emailing: walk_in_tub_round_1

Showoff.

Audrey Martinez
Marketing Manager- Aging In Place Bathing

www.jacuzzi.com
13925 City Center Drive, Suite 200/ Chino Hills, CA 91709
909.247.2582 (o) 909.762.3203 (c)

This email and any attachments are confidential and may be legally privileged. If you are not the intended recipient, please notify the author by replying to this email message, and then delete all copies of the email on your system. If you are not the intended recipient, you must not disclose, distribute, copy, print or use this email in any manner. Email messages and attachments may contain viruses. Although we take precautions to check for viruses, we make no assurances about the absences of viruses. We accept no liability and suggest that you carry out your own virus

-----Original Message-----

From: Torres, Ray
Sent: Tuesday, August 19, 2014 8:46 AM
To: Martinez, Audrey; Nichols, Mary
Subject: Emailing: walk_in_tub_round_1

Just wanted to add to the madness.....

This email and any attachments are confidential and may be legally privileged. If you are not the intended recipient, please notify the author by replying to this email message, and then delete all copies of the email on your system. If you are not the intended recipient, you must not disclose, distribute, copy, print, or use this email in any manner. Email messages and attachments may contain viruses. Although we take precautions to check for viruses, we make no assurances about the absence of viruses. We accept no liability and suggest that you carry out your own virus checks.

003717

003717

JACUZZI006509

REV JACUZZI006609

APEN 1465

003717

From: Martinez, Audrey </O=JACUZZI ORGANIZATION/OU=EXCHANGE ADMINISTRATIVE GROUP (FYDIBOHF23SPDLT)/CN=RECIPIENTS/CN=AUDREY MARTINEZ66B76F91>
To: norm.murdock@aihremodelers.com; todd.stout@aihremodelers.com; Torres, Ray; Bachmeyer, Kurt
Sent: 10/31/2013 5:34:05 PM
Subject: RE: Visit to the Shower Lab:)
Attachments: firstSTREET Recap10252013.doc

Attached find recap of last week's meeting. Please advise and additions or edits. Thank you!

Audrey Martinez

Marketing Manager- Aging In Place Bathing



www.jacuzzi.com

13925 City Center Drive, Suite 200/ Chino Hills, CA 91709

909.247.2582 (o) 909.762.3203 (c)

This email and any attachments are confidential and may be legally privileged. If you are not the intended recipient, please notify the author by replying to this email message, and then delete all copies of the email on your system. If you are not the intended recipient, you must not disclose, distribute, copy, print or use this email in any manner. Email messages and attachments may contain viruses. Although we take precautions to check for viruses, we make no assurances about the absences of viruses. We accept no liability and suggest that you carry out your own virus checks.

From: Norm Murdock [mailto:norm.murdock@firststreetonline.com]

Sent: Thursday, October 31, 2013 7:44 AM

To: Martinez, Audrey

Subject: RE: Visit to the Shower Lab:)

Hi Audrey-

Can you please provide a written meeting re-cap with key findings, takeaways & action items???

Thanks,

Norm Murdock, CAPS, CSA

Vice President

firstSTREET
for Boomers and Beyond®

Phone: 303-222-3207

Cell: 602-403-6267

Email: norm.murdock@firststreetonline.com

Website: www.firststreetinc.com, www.firststreetonline.com

designed for SENIORS®



From: Martinez, Audrey [mailto:audrey.martinez@jacuzzi.com]

Sent: Thursday, October 24, 2013 1:04 PM

To: Norm Murdock

Subject: RE: Visit to the Shower Lab:)

Agenda for tomorrow. Looking forward to seeing you guys!

Audrey Martinez

Marketing Manager- Aging In Place Bathing



www.jacuzzi.com

003718

003718

JACUZZI006510

REV JACUZZI006610

APEN 1466

003718

13925 City Center Drive, Suite 200/ Chino Hills, CA 91709
909.247.2582 (o) 909.762.3203 (c)

This email and any attachments are confidential and may be legally privileged. If you are not the intended recipient, please notify the author by replying to this email message, and then delete all copies of the email on your system. If you are not the intended recipient, you must not disclose, distribute, copy, print or use this email in any manner. Email messages and attachments may contain viruses. Although we take precautions to check for viruses, we make no assurances about the absences of viruses. We accept no liability and suggest that you carry out your own virus checks.

From: Norm Murdock [<mailto:norm.murdock@aihremodelers.com>]

Sent: Wednesday, October 23, 2013 2:44 PM

To: Martinez, Audrey

Cc: Torres, Ray; norm.murdock@aihremodelers.com; 'Todd Stout'

Subject: RE: Visit to the Shower Lab:)

Agenda items for Fri:

- Tub to shower conversion:
 - o Installation of tub to shower conversion:
 - § I would like my 2x installers to have as much hands-on work as possible with the prototype you have there. Maybe they could uninstall it & reinstall it???
 - § Wall installation
 - § Pan installation
 - § Drain assembly
 - § Pre-plumbed features
 - § Trim kit
 - § Mini wall kit
 - o Review of any design changes since conference:
 - § New jets & jet locations
 - § Modified seat + cushion option + color match to floor mat
 - § Valve location
 - § Threshold height
 - § Shower rod placement
 - § Wider plumbing pocket
 - § New fixed shower head & location
 - o Water containment results
 - o Water demand results
 - o Water heater requirement + tankless option
 - o Shower doors (slider & bypass)
 - o Anatomical detail review
 - o Caulk vs no caulk
- WIT:
 - o Pillow
 - o Color update – doors, skirt panels, filler kits
 - o Skirt fit update/modifications
 - o Adjustable anti-scald update
 - o High flow faucet - single lever option
 - o Quick drain option – 2" instead of 1.5" drain
 - o ADA handle
 - o Shower curtain/rod for WIT
 - o Slip resistance improvement – mold change, adhesives, chemical or mat
 - o Electronic air/water controls
 - o Large/small WIT development & timeline
 - o Door bumper
 - o Foot jets

Norm Murdock, CAPS, CSA
Vice President

firstSTREET
for Boomers and Beyond®

Phone: 303-222-3207

Cell: 602-403-6267

Email: norm.murdock@firststreetonline.com

JACUZZI006511

REV JACUZZI006611

APEN 1467

Website: www.firststreetinc.com, www.firststreetonline.com

designed for SENIORS®



From: Martinez, Audrey [<mailto:audrey.martinez@jacuzzi.com>]
Sent: Tuesday, October 22, 2013 9:51 AM
To: Norm Murdock
Subject: RE: Visit to the Shower Lab:)

14525 Monte Vista Avenue
 Chino, CA 91710

Audrey Martinez
 Marketing Manager- Aging In Place Bathing



www.jacuzzi.com
 13925 City Center Drive, Suite 200/ Chino Hills, CA 91709
 909.247.2582 (o) 909.762.3203 (c)

This email and any attachments are confidential and may be legally privileged. If you are not the intended recipient, please notify the author by replying to this email message, and then delete all copies of the email on your system. If you are not the intended recipient, you must not disclose, distribute, copy, print or use this email in any manner. Email messages and attachments may contain viruses. Although we take precautions to check for viruses, we make no assurances about the absences of viruses. We accept no liability and suggest that you carry out your own virus checks.

From: Norm Murdock [<mailto:norm.murdock@aihremodelers.com>]
Sent: Tuesday, October 22, 2013 8:43 AM
To: Martinez, Audrey
Subject: RE: Visit to the Shower Lab:)

What address will we be meeting at???

Norm Murdock, CAPS, CSA
 Vice President



Phone: 303-222-3207
 Cell: 602-403-6267
 Email: norm.murdock@firststreetonline.com
 Website: www.firststreetinc.com, www.firststreetonline.com

designed for SENIORS®



From: Martinez, Audrey [<mailto:audrey.martinez@jacuzzi.com>]
Sent: Friday, October 18, 2013 1:47 PM
To: Norm Murdock
Subject: Visit to the Shower Lab:)

Ray and I are both available next Friday 10/25. Will that work for your team?

Audrey Martinez
 Marketing Manager- Aging In Place Bathing



003720

003720

JACUZZI006512

REV JACUZZI006612

APEN 1468

003720

www.jacuzzi.com

13925 City Center Drive, Suite 200/ Chino Hills, CA 91709

909.247.2582 (o) 909.762.3203 (c)

This email and any attachments are confidential and may be legally privileged. If you are not the intended recipient, please notify the author by replying to this email message, and then delete all copies of the email on your system. If you are not the intended recipient, you must not disclose, distribute, copy, print or use this email in any manner. Email messages and attachments may contain viruses. Although we take precautions to check for viruses, we make no assurances about the absences of viruses. We accept no liability and suggest that you carry out your own virus checks.

003721

003721

JACUZZI006513

REV JACUZZI006613

APEN 1469

firstSTREET Tub to Shower Review Agenda
October 25, 2013
Jacuzzi SCO

- Reviewed Current Walk In Tub
 - Suggested raised push button/ doorbell type
 - U bar in corners
 - Slip floor product
 - Liquidguard - Solid Step Cote
 - Liquidguard Technologies
(800) 790-9299
 - JLB to send pricing for teak mat for tub floor
 - Move back middle foot 4" toward seat for easier access
 - Installers complain that access panels too small, esp. at faucet end
 - KB to send all technical bulletins of 5229 to TS
 - Front access light
 - Magnet fix on access panel
 - RT to address common issues at plant
 - Leaking at motor due to poor tightening
 - Glue in jets
 - AM send supply of ceramic cartridge replacements to TS in Denver
 - Reported issues of diverter not operating hand held
 - RT to send TS ball insert for custom handle
- Tub to Shower Install
 - Reviewed all revised drawings
 - Installed all parts individually without issue
 - Pre plumbing is a great feature/ will save significant time and cost on all installs
 - RT to finalize dimension from floor to plumbing hook up
 - Installers requested option for goose neck shower head extension
 - RT to review width of trim kit- 4" seems too big
 - Installers requested "L" shaped trim kit to finish floor in front of dam

003722

003722

JACUZZI006514

REV JACUZZI006614

APEN 1470

003722

- Plan to video complete install process for training purposes
- Service Related Issues
 - Discussed need for periodic “Installer’s Council” to review issues in the field with JLB Engineering, Production, CS and Marketing team
 - AM to coordinate training for Denver production group at Valdosta facility sometime in early December

003723

003723

From: Martinez, Audrey </O=JACUZZI ORGANIZATION/OU=EXCHANGE ADMINISTRATIVE GROUP (FYDIBOHF23SPDLT)/CN=RECIPIENTS/CN=AUDREY MARTINEZ66B76F91>
To: Torres, Ray
Sent: 11/1/2012 2:42:07 PM
Subject: FW: New Tub Features

Any input you can offer? Aside from the "spray a gritty surface" comment...L

I will formulate a response but would like your professional opinion. Thanks!

Audrey Martinez

Marketing Manager- Aging In Place Bathing



www.jacuzzi.com
 13925 City Center Drive, Suite 200 / Chino Hills, CA 91709
 909.247.2582 (o) 909.762.3203 (c)

This email and any attachments are confidential and may be legally privileged. If you are not the intended recipient, please notify the author by replying to this email message, and then delete all copies of the email on your system. If you are not the intended recipient, you must not disclose, distribute, copy, print or use this email in any manner. Email messages and attachments may contain viruses. Although we take precautions to check for viruses, we make no assurances about the absences of viruses. We accept no liability and suggest that you carry out your own virus checks.

From: Norm Murdock [mailto:norm.murdock@aihremodelers.com]
Sent: Wednesday, October 31, 2012 1:12 PM
To: Martinez, Audrey
Cc: 'DAVE MODENA'
Subject: FW: New Tub Features

Audrey-

Please see Mark's comments below...if you or your team have anything to add regarding his points & how we can call out new selling features of the P2 tub, please pass them along.

Thanks!

Norm Murdock, CAPS
 Vice President



Phone: 303-953-7082
 Cell: 602-403-6267
 Email: norm.murdock@firststreetonline.com
 Website: www.firststreetinc.com, www.firststreetonline.com

designed for SENIORS®

-----Original Message-----

From: MARK GORDON [mailto:MARK.GORDON@firstSTREETonline.com]
 Sent: Wednesday, October 31, 2012 10:50 AM
 To: DAVE MODENA; JOHN FLEMING
 Cc: JOHN ROBERGE; NORM MURDOCK
 Subject: RE: New Tub Features

Several questions.

Are there any improvements related to the "equity" of Jacuzzi.....improved hydrotherapy: increased water circulation, more jets, better jets, redesigned jets, warmer water etc.

JACUZZI006516

REV JACUZZI006616

APEN 1472

Anything related to safety----more/better positioned grab bars,or non-slip surfaces etc(can't they spray a gritty surface in the bottom of the tub for almost no cost?)

Anything related to comfort----more ergonomic seat, easier to reach/operate controls and faucets, neck rest etc.

Of the things you mention, I think we the dual pin system can be used as a reason to believe the tub won't leak, and reinforce the lifetime "no leak" guarantee. I would stay away from saying the word "lock", as it might scare seniors regarding how they can get out in an emergency if it is "locked"(I know there is a back up system, but that is too complicated to talk about in copy and should be saved for the sales presentation).

I think the low step should be talked about in the absolute-"Low step threshold makes entry easy and safe", not relative to the previous tub, such as "lower and safer"(unless we are lower and safer than the competition, in which case that is how it should be positioned).

I think we can mention the wider door(but it's really not much of a benefit unless you are big/fat).....but we shouldn't talk about "closing over the knees". That is really hard to understand and should be saved for the in home sale/demonstration.

Net, hopefully there is something we can say regarding hydrotherapy, safety, or comfort. Otherwise, there is not much of a consumer marketing story here(other than the over used, but somewhat effective and vague "new and improved"), since as Dave alludes to, it's difficult to say "more attractive" or "sleeker".....since beauty is in the eye of the beholder.

So we need to invent some marketing hype, ideas include(these aren't headlines but more like call outs):

The new Jacuzzi Walk in Tub---endorsed by, and proud supporter of the Wounded Warrior Project.

The new Jacuzzi Walk in Tub----the brand more doctors recommend.

The new Jacuzzi Walk in Tub---the best selling brand in America!

Mark

003725

003725

From: DAVE MODENA
 Sent: Thursday, October 25, 2012 3:25 PM
 To: JOHN FLEMING
 Cc: MARK GORDON; JOHN ROBERGE; NORM MURDOCK
 Subject: FW: New Tub Features

John

As we discussed, we need to get going on the new ad for the new tub launching January 1.... I have attached a slide going over the improvements that we should be able to call out in our new ad ,.... The new design is a much sleeker, more attractive (one piece) look but I am not sure if this type of subjective claim can or should be made. The approach is probably more of a NEW and IMPROVED approach .. and the key improvements are :

1. Wider door for ease of entry (benefit also includes being able to sit down and close the doors "over your knees" ...
2. Lower step threshold makes entry even easier and safer
3. Patent pending dual pin locking design door backed up by unsurpassed Jacuzzi lifetime warranty (not to leak)

In addition, we can add possibly in the copy that the redesign has also taken into consideration may aspects involving installation, making it easier to fit in most every bathroom ...

These are the highlights ...and as we said we should get a few concepts so we get them approved internally and with our publications so we can pull the trigger at the last second for pubs like AARP (January edition), depending upon availability, quality and production..

The photography is being worked on and we can hopefully get approval of the ads while waiting for final approved photos ... (and then just drop in the photo at the last minute)

Everyone .. - please send any other marketing ideas that you want John to consider before he gets too far along ..send to him and copy me ...

John - Let me know what else you need to help with this launch ...
 Thanks

Dave Modena
 Sr. Vice President
 804-451-2314
 firstSTREET for Boomers & Beyond

JACUZZI006518

REV JACUZZI006618

APEN 1474

www.firststreetonline.com

003727

003727

JACUZZI006519

REV JACUZZI006619

APEN 1475

From: Kelly Dennis <kelly.dennis@aihronline.com>
To: Martinez, Audrey
CC: Larry Rathbone (larry.rathbone@aihremodelers.com)
Sent: 9/1/2015 1:20:54 PM
Subject: Re: Jacuzzi® Walk-in Tub

Audrey,

Ugh! I am so sorry about your computer problems. Frustrating I am sure.

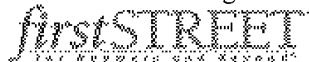
Thank you so much for your assistance in putting this together for our team. If you are available and would like to join us that would be appreciated.

I copied Larry on this Email and he can provide you with more details.

Thanks,

Kelly Dennis

National Sales Manager



Aging In The Home Remodelers

Toll Free: 1.888.926.8095

Cell: 972-898-5380

Email: kelly.dennis@aihremodelers.com

3900 S. Wadsworth Blvd Suite 200

Lakewood, CO 80235

Office: 303.222.3200

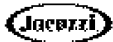
From: Audrey Martinez <audrey.martinez@jacuzzi.com>
Date: Tuesday, September 1, 2015 at 10:25 AM
To: Kelly Dennis <kelly.dennis@aihronline.com>
Subject: RE: Jacuzzi® Walk-in Tub

Hi Kelly. I had made great progress on this project but unfortunately had a computer issue and lost the whole thing- among lots of other files. I will reconstruct asap but wanted to let you know that it will be another week or so.

I saw that there is some kind of lead gen dinner event the last week of this month in Denver. Would that be a good time for me to come out and run through with your team? Let me know. Thanks!

Audrey Martinez

Marketing Manager



www.jacuzzi.com

13925 City Center Drive, Suite 200/ Chino Hills, CA 91709

909.247.2582 (o) 909.762.3203 (c)

From: Kelly Dennis [mailto:kelly.dennis@aihronline.com]
Sent: Thursday, August 13, 2015 9:29 AM
To: Martinez, Audrey
Subject: Re: Jacuzzi® Walk-in Tub

Audrey,

Yes, It would great to have this for the Dealer conference. I would also love to have something to present to the AIHR team in the time frame you are talking below. Presenting to our team first will give us a chance to add to it

JACUZZI006520

REV JACUZZI006620

APEN 1476

for the Dealer conference if we see something else that should be included that has value.

Feel free to bounce things off of me while you are putting this webinar together.

I am thinking along the same lines as what you presented in the Shower presentation. Discussing the initial design to manufacturing and the components of the walk-in tub. Talk about Jacuzzi®'s manufacturing expertise. How Jacuzzi® is one of the only manufactures that can take one piece of Acrylic and form it to the beautiful walk in tub that we offer our customers.

I can see the webinar including the following:

1. ADA compliant seat
2. ADA compliant grab bar in the walk-in tub
3. Easy reach door handles, controls and shower wand - discuss the engineering of closing the door and the amount of pressure necessary to latch the door
4. Pneumatic push button controls
5. Air control to add air volume to the jets – provide us with the correct way to present this
6. Therapeutic messaging foot jets
7. Low, easy-step entry and non slip floor
8. Durable Acrylic, easy to clean finish
9. No leak door system – I would love an engineering photo showing how the door latches and secures the bathing area.
10. Heater – maintains constant temperature – type of heater
11. Anti-scald technology – will we continue to use this with the FAST FILL faucet
12. Quick release drain – now the FAST DRAIN feature
13. Ozone cleaning system – the type of unit we use and describe the quality of the system
14. Certifications USP, IAPMO, ETL
15. Aromatherapy
16. Chromotherapy
17. Describe our auto purge plumbing system design
18. Tub extender and back shelf provide by Jacuzzi
19. The Bubble jets .. Why we include them.
20. Warranty
21. Manufactured in Valdosta, GA - how we can describe this.. “Assemble in the USA”???
22. Quality control
23. FAST FILL faucet
24. FAST DRAIN

I would like to get into the quality of the pump, in-line heater, the disc system for our ozonator(if that is correct terminology) how the tub is secured on the steel frame. How the plumbing system is set up.

It would be great to differential between all of the jets in the tub...from the back jets, foot jets and the jets under the seat.

A video of these jets would be great.. I know we have the back jets video...maybe we could show the foot jets working as well.

I am sure there are other components and features that you will know better than I to include in the webinar as well.

Audrey, words cannot describe how excited I am about you putting this webinar together This will be very beneficial to all new hires and I believe the veterans will also get a lot out of it as well.

Regards,

Kelly Dennis

National Sales Manager

firstSTREET

Aging In The Home Remodelers

Toll Free: 1.888.926.8095

Cell: 972-898-5380

Email: kelly.dennis@aihremodelers.com

3900 S. Wadsworth Blvd Suite 200

JACUZZI006521

REV JACUZZI006621

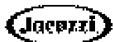
APEN 1477

Lakewood, CO 80235
Office: 303.222.3200

From: Audrey Martinez <audrey.martinez@jacuzzi.com>
Date: Thursday, August 13, 2015 at 8:54 AM
To: Kelly Dennis <kelly.dennis@aihronline.com>
Subject: RE: Jacuzzi® Walk-in Tub

I should be able to compile a comprehensive review in 2-3 weeks. Would it make sense to present at the Dealer Conference?

Audrey Martinez
Marketing Manager



www.jacuzzi.com
13925 City Center Drive, Suite 200/ Chino Hills, CA 91709
909.247.2582 (o) 909.762.3203 (c)

From: Kelly Dennis [<mailto:kelly.dennis@aihronline.com>]
Sent: Wednesday, August 12, 2015 5:07 PM
To: Martinez, Audrey
Subject: Re: Jacuzzi® Walk-in Tub

Audrey,

I will get with my RSM's and put an outline together... We want to do this right. So what ever time you need to collect your data is fine..

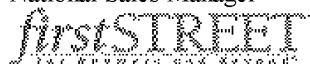
What do you think is a reasonable time wise once I provide you with an outline.

Fantastic, regarding the video. It really helps to build value to see the product not only from the front side but all the engineering Jacuzzi® puts into the product.

Thanks for everything.

Kelly Dennis

National Sales Manager



Aging In The Home Remodelers
Toll Free: 1.888.926.8095
Cell: 972-898-5380
Email: kelly.dennis@aihremodelers.com
3900 S. Wadsworth Blvd Suite 200
Lakewood, CO 80235
Office: 303.222.3200

From: Audrey Martinez <audrey.martinez@jacuzzi.com>
Date: Wednesday, August 12, 2015 at 3:28 PM
To: Kelly Dennis <kelly.dennis@aihronline.com>
Subject: RE: Jacuzzi® Walk-in Tub

Hi Kelly. Of course we will conduct a webinar. Get me an outline of the points you'd like to cover and I'll get our team to work on it. What kind of timeline are you looking at?

In regard to the factory video, there have been many versions circulated but we had to pull many of them down because of

JACUZZI006522

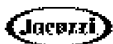
REV JACUZZI006622

APEN 1478

proprietary information. Let me track down an approved copy for you.

Audrey Martinez

Marketing Manager



www.jacuzzi.com

13925 City Center Drive, Suite 200/ Chino Hills, CA 91709

909.247.2582 (o) 909.762.3203 (c)

From: Kelly Dennis [<mailto:kelly.dennis@aihronline.com>]

Sent: Wednesday, August 12, 2015 2:17 PM

To: Martinez, Audrey

Subject: Jacuzzi® Walk-in Tub

Audrey,

Good afternoon!

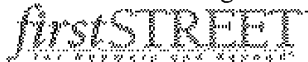
I am reworking the Jacuzzi® Walk-in Tub presentation and I wanted to reach out to you and discuss a couple of topics.

1. Would you consider doing a webinar on all of the features of the walk-in tub and their designed benefits and how they are engineered into the tub? This could also be in a document that provides me more of an in-depth description of the product and the features include in the walk-in tub. i.e. The inline heater, the ozonator, the pump specifications, the pure air system tub design features the manufacturing process that provides the reinforcement of the structured wall system, how the plumbing of the tub is design to gravity purge, the manifold system how it is design to distribute the water through the jets and also how the air is introduced into the jets or anything else that makes up the tub.
2. At one time we used a video of the factory showing the manufacturing of the walk-in tub in Valdosta, GA...are there portions of this video that we can use? It was a big value builder and would love to have something that we can use to help build additional value on the product in the home.

Ok, that's all for now... thanks for your assistance.

Kelly Dennis

National Sales Manager



Aging In The Home Remodelers

Toll Free: 1.888.926.8095

Cell: 972-898-5380

Email: kelly.dennis@aihremodelers.com

3900 S. Wadsworth Blvd Suite 200

Lakewood, CO 80235

Office: 303.222.3200

This email and any attachments are confidential and may be legally privileged. If you are not the intended recipient, please notify the author by replying to this email message, and then delete all copies of the email on your system. If you are not the intended recipient, you must not disclose, distribute, copy, print, or use this email in any manner. Email messages and attachments may contain viruses. Although we take precautions to check for viruses, we make no assurances about the absence of viruses. We accept no liability and suggest that you carry out your own virus checks.

JACUZZI006523

REV JACUZZI006623

APEN 1479

From: Martinez, Audrey </O=JACUZZI ORGANIZATION/OU=EXCHANGE ADMINISTRATIVE GROUP (FYDIBOHF23SPDLT)/CN=RECIPIENTS/CN=AUDREY MARTINEZ66B76F91>
To: NORM MURDOCK; Norm Murdoch (normmurdock@gmail.com)
Sent: 10/31/2013 5:35:08 PM
Subject: FW: Visit to the Shower Lab:)
Attachments: firstSTREET Recap10252013.doc

Audrey Martinez

Marketing Manager- Aging In Place Bathing



www.jacuzzi.com

13925 City Center Drive, Suite 200/ Chino Hills, CA 91709
 909.247.2582 (o) 909.762.3203 (c)

This email and any attachments are confidential and may be legally privileged. If you are not the intended recipient, please notify the author by replying to this email message, and then delete all copies of the email on your system. If you are not the intended recipient, you must not disclose, distribute, copy, print or use this email in any manner. Email messages and attachments may contain viruses. Although we take precautions to check for viruses, we make no assurances about the absences of viruses. We accept no liability and suggest that you carry out your own virus checks.

From: Martinez, Audrey
Sent: Thursday, October 31, 2013 2:34 PM
To: norm.murdock@aihremodelers.com; todd.stout@aihremodelers.com; Torres, Ray (ray.torres@jacuzzi.com); Bachmeyer, Kurt
Subject: RE: Visit to the Shower Lab:)

Attached find recap of last week's meeting. Please advise and additions or edits. Thank you!

Audrey Martinez

Marketing Manager- Aging In Place Bathing



www.jacuzzi.com

13925 City Center Drive, Suite 200/ Chino Hills, CA 91709
 909.247.2582 (o) 909.762.3203 (c)

This email and any attachments are confidential and may be legally privileged. If you are not the intended recipient, please notify the author by replying to this email message, and then delete all copies of the email on your system. If you are not the intended recipient, you must not disclose, distribute, copy, print or use this email in any manner. Email messages and attachments may contain viruses. Although we take precautions to check for viruses, we make no assurances about the absences of viruses. We accept no liability and suggest that you carry out your own virus checks.

From: Norm Murdock [<mailto:norm.murdock@firststreetonline.com>]
Sent: Thursday, October 31, 2013 7:44 AM
To: Martinez, Audrey
Subject: RE: Visit to the Shower Lab:)

Hi Audrey-

Can you please provide a written meeting re-cap with key findings, takeaways & action items???

Thanks,

Norm Murdock, CAPS, CSA
 Vice President



Phone: 303-222-3207

Cell: 602-403-6267

Email: norm.murdock@firststreetonline.com

Website: www.firststreetinc.com, www.firststreetonline.com

JACUZZI006524

REV JACUZZI006624

APEN 1480

designed for SENIORS®



From: Martinez, Audrey [<mailto:audrey.martinez@jacuzzi.com>]
Sent: Thursday, October 24, 2013 1:04 PM
To: Norm Murdock
Subject: RE: Visit to the Shower Lab:)

Agenda for tomorrow. Looking forward to seeing you guys!

Audrey Martinez

Marketing Manager- Aging In Place Bathing



www.jacuzzi.com

13925 City Center Drive, Suite 200/ Chino Hills, CA 91709

909.247.2582 (o) 909.762.3203 (c)

This email and any attachments are confidential and may be legally privileged. If you are not the intended recipient, please notify the author by replying to this email message, and then delete all copies of the email on your system. If you are not the intended recipient, you must not disclose, distribute, copy, print or use this email in any manner. Email messages and attachments may contain viruses. Although we take precautions to check for viruses, we make no assurances about the absences of viruses. We accept no liability and suggest that you carry out your own virus checks.

From: Norm Murdock [<mailto:norm.murdock@aihremodelers.com>]
Sent: Wednesday, October 23, 2013 2:44 PM
To: Martinez, Audrey
Cc: Torres, Ray; norm.murdock@aihremodelers.com; 'Todd Stout'
Subject: RE: Visit to the Shower Lab:)

Agenda items for Fri:

- Tub to shower conversion:
 - o Installation of tub to shower conversion:
 - § I would like my 2x installers to have as much hands-on work as possible with the prototype you have there. Maybe they could uninstall it & reinstall it???
 - § Wall installation
 - § Pan installation
 - § Drain assembly
 - § Pre-plumbed features
 - § Trim kit
 - § Mini wall kit
 - o Review of any design changes since conference:
 - § New jets & jet locations
 - § Modified seat + cushion option + color match to floor mat
 - § Valve location
 - § Threshold height
 - § Shower rod placement
 - § Wider plumbing pocket
 - § New fixed shower head & location
 - o Water containment results
 - o Water demand results
 - o Water heater requirement + tankless option
 - o Shower doors (slider & bypass)
 - o Anatomical detail review
 - o Caulk vs no caulk
- WIT:
 - o Pillow
 - o Color update – doors, skirt panels, filler kits
 - o Skirt fit update/modifications

JACUZZI006525

REV JACUZZI006625

APEN 1481

- Adjustable anti-scald update
- High flow faucet - single lever option
- Quick drain option – 2" instead of 1.5" drain
- ADA handle
- Shower curtain/rod for WIT
- Slip resistance improvement – mold change, adhesives, chemical or mat
- Electronic air/water controls
- Large/small WIT development & timeline
- Door bumper
- Foot jets

Norm Murdock, CAPS, CSA
Vice President



Phone: 303-222-3207

Cell: 602-403-6267

Email: norm.murdock@firststreetonline.com

Website: www.firststreetinc.com, www.firststreetonline.com

designed for SENIORS®



From: Martinez, Audrey [<mailto:audrey.martinez@jacuzzi.com>]
Sent: Tuesday, October 22, 2013 9:51 AM
To: Norm Murdock
Subject: RE: Visit to the Shower Lab:)

14525 Monte Vista Avenue
Chino, CA 91710

Audrey Martinez

Marketing Manager- Aging In Place Bathing



www.jacuzzi.com

13925 City Center Drive, Suite 200/ Chino Hills, CA 91709

909.247.2582 (o) 909.762.3203 (c)

This email and any attachments are confidential and may be legally privileged. If you are not the intended recipient, please notify the author by replying to this email message, and then delete all copies of the email on your system. If you are not the intended recipient, you must not disclose, distribute, copy, print or use this email in any manner. Email messages and attachments may contain viruses. Although we take precautions to check for viruses, we make no assurances about the absences of viruses. We accept no liability and suggest that you carry out your own virus checks.

From: Norm Murdock [<mailto:norm.murdock@aihremodelers.com>]
Sent: Tuesday, October 22, 2013 8:43 AM
To: Martinez, Audrey
Subject: RE: Visit to the Shower Lab:)

What address will we be meeting at???

Norm Murdock, CAPS, CSA
Vice President



Phone: 303-222-3207

Cell: 602-403-6267

Email: norm.murdock@firststreetonline.com

Website: www.firststreetinc.com, www.firststreetonline.com

JACUZZI006526

REV JACUZZI006626

APEN 1482

designed for SENIORS®



From: Martinez, Audrey [<mailto:audrey.martinez@jacuzzi.com>]
Sent: Friday, October 18, 2013 1:47 PM
To: Norm Murdock
Subject: Visit to the Shower Lab:)

Ray and I are both available next Friday 10/25. Will that work for your team?

Audrey Martinez

Marketing Manager- Aging In Place Bathing



www.jacuzzi.com

13925 City Center Drive, Suite 200/ Chino Hills, CA 91709

909.247.2582 (o) 909.762.3203 (c)

This email and any attachments are confidential and may be legally privileged. If you are not the intended recipient, please notify the author by replying to this email message, and then delete all copies of the email on your system. If you are not the intended recipient, you must not disclose, distribute, copy, print or use this email in any manner. Email messages and attachments may contain viruses. Although we take precautions to check for viruses, we make no assurances about the absences of viruses. We accept no liability and suggest that you carry out your own virus checks.

003735

003735

JACUZZI006527

REV JACUZZI006627

APEN 1483

003735

firstSTREET Tub to Shower Review Agenda
October 25, 2013
Jacuzzi SCO

- Reviewed Current Walk In Tub
 - Suggested raised push button/ doorbell type
 - U bar in corners
 - Slip floor product
 - Liquidguard - Solid Step Cote
 - Liquidguard Technologies
(800) 790-9299
 - JLB to send pricing for teak mat for tub floor
 - Move back middle foot 4" toward seat for easier access
 - Installers complain that access panels too small, esp. at faucet end
 - KB to send all technical bulletins of 5229 to TS
 - Front access light
 - Magnet fix on access panel
 - RT to address common issues at plant
 - Leaking at motor due to poor tightening
 - Glue in jets
 - AM send supply of ceramic cartridge replacements to TS in Denver
 - Reported issues of diverter not operating hand held
 - RT to send TS ball insert for custom handle
- Tub to Shower Install
 - Reviewed all revised drawings
 - Installed all parts individually without issue
 - Pre plumbing is a great feature/ will save significant time and cost on all installs
 - RT to finalize dimension from floor to plumbing hook up
 - Installers requested option for goose neck shower head extension
 - RT to review width of trim kit- 4" seems too big
 - Installers requested "L" shaped trim kit to finish floor in front of dam

003736

003736

JACUZZI006528

REV JACUZZI006628

APEN 1484

003736

- Plan to video complete install process for training purposes
- Service Related Issues
 - Discussed need for periodic “Installer’s Council” to review issues in the field with JLB Engineering, Production, CS and Marketing team
 - AM to coordinate training for Denver production group at Valdosta facility sometime in early December

003737

003737

From: Torres, Ray </O=JACUZZI ORGANIZATION/OU=FIRST ADMINISTRATIVE GROUP/CN=RECIPIENTS/CN=RTORRES>
To: Nichols, Mary; Martinez, Audrey
Sent: 8/19/2014 12:41:38 PM
Subject: RE: Emailing: walk_in_tub_round_1

Kahuna Grip Review
 Currently 3/5 Stars.

1
 2
 3
 4
 5
 7 Votes

Kahuna Grip is an adhesive surface for any wet floor that guarantees perfect grip to make sure no one will slip. Put it on your tub or shower and you'll have a surefooted solution to slipping. The secret is Kahuna Grip's patent-pending HydraHold material which contains millions of microscopic surface fractures. When wet, these fractures act like tiny suction cups that grip the feet. It's so effective Kahuna Grip was granted the highest no-slip safety rating. Installation is easy; just set it and forget as the adhesive backing keeps it tightly in place yet it peels off easy without any residue.

The Claim

Slipping is the most common bathroom accident. You can avoid this when you have a reliable bath mat. Most bath mats in the market though don't deliver what they promise. Thanks to Kahuna Grip, slipping will no longer be a problem. It will grip your feet, you're guaranteed not to slip. In fact, Kahuna Grip was invented to keep surfers' feet locked on surfboards. Kahuna Grip is the much better alternative to ordinary bath mats. Bath Mats grow bacteria and mold but Kahuna Grip repels them; it never discolors, too. Durability is another thing you can rely on as Kahuna Grip won't tear even though it's as thin like your thumbnail.

Total Cost Breakdown

The cost of Kahuna Grip is \$10.00 plus \$7.95 shipping. The special TV offer allows you to receive a second Kahuna Grip by paying the extra shipping fee of \$7.95 for a total price of \$25.9.

Price

\$10.00

Lowest Price

The lowest price for Kahuna Grip is direct from their official site.

Special Offer

Buy 1 Get 1 Free

Where to Buy

Online only, Kahuna Grip is not available in stores.

Warranty / Guarantee

Not on website

Aggregate Rating

Total Rating: 19 Average Rating: 2.7 Number of Votes : 7

Included in the special offer is:

Kahuna Grip in Clear.

A second Kahuna Grip in clear free just pay the separate \$7.95 S & H.

Raymond Torres

VP Operations & Engineering – Jacuzzi Luxury Bath

www.jacuzzi.com

14525 Monte Vista Avenue / Chino, CA 91710

909.247.2158 (o) 909.217.4799 (c) 909.643.2829 (f)

003738

003738

JACUZZI006530

REV JACUZZI006630

APEN 1486

003738

This email and any attachments are confidential and may be legally privileged. If you are not the intended recipient, please notify the author by replying to this email message, and then delete all copies of the email on your system. If you are not the intended recipient, you must not disclose, distribute, copy, print or use this email in any manner. Email messages and attachments may contain viruses. Although we take precautions to check for viruses, we make no assurances about the absences of viruses. We accept no liability and suggest that you carry out your own virus checks.

-----Original Message-----

From: Nichols, Mary
Sent: Tuesday, August 19, 2014 9:31 AM
To: Torres, Ray; Martinez, Audrey
Subject: RE: Emailing: walk_in_tub_round_1

Finally - Audrey's plan to get you to do wall kits is working!!!!

-----Original Message-----

From: Torres, Ray
Sent: Tuesday, August 19, 2014 9:10 AM
To: Martinez, Audrey; Nichols, Mary
Subject: RE: Emailing: walk_in_tub_round_1

I would rather do wall kits....

Raymond Torres
VP Operations & Engineering – Jacuzzi Luxury Bath

www.jacuzzi.com
14525 Monte Vista Avenue / Chino, CA 91710
909.247.2158 (o) 909.217.4799 (c) 909.643.2829 (f)

This email and any attachments are confidential and may be legally privileged. If you are not the intended recipient, please notify the author by replying to this email message, and then delete all copies of the email on your system. If you are not the intended recipient, you must not disclose, distribute, copy, print or use this email in any manner. Email messages and attachments may contain viruses. Although we take precautions to check for viruses, we make no assurances about the absences of viruses. We accept no liability and suggest that you carry out your own virus checks.

-----Original Message-----

From: Martinez, Audrey
Sent: Tuesday, August 19, 2014 9:06 AM
To: Torres, Ray; Nichols, Mary
Subject: RE: Emailing: walk_in_tub_round_1

Showoff.

Audrey Martinez
Marketing Manager- Aging In Place Bathing

www.jacuzzi.com
13925 City Center Drive, Suite 200/ Chino Hills, CA 91709
909.247.2582 (o) 909.762.3203 (c)

This email and any attachments are confidential and may be legally privileged. If you are not the intended recipient, please notify the author by replying to this email message, and then delete all copies of the email on your system. If you are not the intended recipient, you must not disclose, distribute, copy, print or use this email in any manner. Email messages and attachments may contain viruses. Although we take precautions to check for viruses, we make no assurances about the absences of viruses. We accept no liability and suggest that you carry out your own virus

-----Original Message-----

From: Torres, Ray
Sent: Tuesday, August 19, 2014 8:46 AM
To: Martinez, Audrey; Nichols, Mary
Subject: Emailing: walk_in_tub_round_1

Just wanted to add to the madness.....

This email and any attachments are confidential and may be legally privileged. If you are not the intended recipient, please notify the author by replying to this email message, and then delete all copies of the email on your system. If you are not the intended recipient, you must not disclose, distribute, copy, print, or use this email in any manner. Email messages and attachments may contain viruses. Although we take precautions to check for viruses, we make no assurances about the absence of viruses. We accept no liability and suggest that you carry out your own virus checks.

JACUZZI006531

REV JACUZZI006631

APEN 1487

From: Martinez, Audrey </O=JACUZZI ORGANIZATION/OU=EXCHANGE ADMINISTRATIVE GROUP (FYDIBOHF23SPDLT)/CN=RECIPIENTS/CN=AUDREY MARTINEZ66B76F91>
To: 'norm.murdock@firststreetonline.com'
CC: 'DAVE MODENA'
Sent: 11/2/2012 6:10:25 PM
Subject: RE: New Tub Features
Attachments: Hydrotherapy.ppt

My comments below in red. Let's talk more on the Monday call. Have a nice weekend!

Audrey Martinez

Marketing Manager- Aging In Place Bathing



www.jacuzzi.com
 13925 City Center Drive, Suite 200 / Chino Hills, CA 91709
 909.247.2582 (o) 909.762.3203 (c)

This email and any attachments are confidential and may be legally privileged. If you are not the intended recipient, please notify the author by replying to this email message, and then delete all copies of the email on your system. If you are not the intended recipient, you must not disclose, distribute, copy, print or use this email in any manner. Email messages and attachments may contain viruses. Although we take precautions to check for viruses, we make no assurances about the absences of viruses. We accept no liability and suggest that you carry out your own virus checks.

From: Norm Murdock [mailto:norm.murdock@aihremodelers.com]
Sent: Wednesday, October 31, 2012 1:12 PM
To: Martinez, Audrey
Cc: 'DAVE MODENA'
Subject: FW: New Tub Features

Audrey-

Please see Mark's comments below...if you or your team have anything to add regarding his points & how we can call out new selling features of the P2 tub, please pass them along.

Thanks!

Norm Murdock, CAPS
 Vice President



Phone: 303-953-7082
 Cell: 602-403-6267
 Email: norm.murdock@firststreetonline.com
 Website: www.firststreetinc.com, www.firststreetonline.com

designed for SENIORS®

-----Original Message-----

From: MARK GORDON [mailto:MARK.GORDON@firstSTREETonline.com]
Sent: Wednesday, October 31, 2012 10:50 AM
To: DAVE MODENA; JOHN FLEMING
Cc: JOHN ROBERGE; NORM MURDOCK
Subject: RE: New Tub Features

Several questions.

Are there any improvements related to the "equity" of Jacuzzi.....improved hydrotherapy: increased water circulation, more jets, better jets, redesigned jets, warmer water etc. Hydrotherapy system is identical to the

JACUZZI006532

REV JACUZZI006632

APEN 1488

existing tub. There are many benefits to Jacuzzi brand hydrotherapy that can be promoted. Attached is a presentation that might help stimulate some ideas.

Anything related to safety----more/better positioned grab bars, or non-slip surfaces etc (can't they spray a gritty surface in the bottom of the tub for almost no cost?) The new grab bar provides a more ergonomic handle to grasp as well as having an updated look that doesn't look institutional at all. Spray on surfaces creates issues with cleaning and bacteria growth and don't necessarily provide a safer surface. Our bottom meets all non slip standards.

Anything related to comfort----more ergonomic seat, easier to reach/operate controls and faucets, neck rest etc. Tub is a bit smaller, so controls are a bit closer. Control buttons are smooth as to not irritate sensitive fingers.

Of the things you mention, I think we the dual pin system can be used as a reason to believe the tub won't leak, and reinforce the lifetime "no leak" guarantee. I would stay away from saying the word "lock", as it might scare seniors regarding how they can get out in an emergency if it is "locked" (I know there is a back up system, but that is too complicated to talk about in copy and should be saved for the sales presentation).

I think the low step should be talked about in the absolute-"Low step threshold makes entry easy and safe", not relative to the previous tub, such as "lower and safer" (unless we are lower and safer than the competition, in which case that is how it should be positioned).

I think we can mention the wider door (but it's really not much of a benefit unless you are big/fat).....but we shouldn't talk about "closing over the knees". That is really hard to understand and should be saved for the in home sale/demonstration.

Net, hopefully there is something we can say regarding hydrotherapy, safety, or comfort. Otherwise, there is not much of a consumer marketing story here (other than the over used, but somewhat effective and vague "new and improved"), since as Dave alludes to, it's difficult to say "more attractive" or "sleeker".....since beauty is in the eye of the beholder.

So we need to invent some marketing hype, ideas include (these aren't headlines but more like call outs):

The new Jacuzzi Walk in Tub---endorsed by, and proud supporter of the Wounded Warrior Project.

The new Jacuzzi Walk in Tub----the brand more doctors recommend.

The new Jacuzzi Walk in Tub---the best selling brand in America!

Mark

003741

003741

JACUZZI006533

REV JACUZZI006633

APEN 1489

003741

From: DAVE MODENA
 Sent: Thursday, October 25, 2012 3:25 PM
 To: JOHN FLEMING
 Cc: MARK GORDON; JOHN ROBERGE; NORM MURDOCK
 Subject: FW: New Tub Features

John

As we discussed, we need to get going on the new ad for the new tub launching January 1.... I have attached a slide going over the improvements that we should be able to call out in our new ad ,.... The new design is a much sleeker, more attractive (one piece) look but I am not sure if this type of subjective claim can or should be made. The approach is probably more of a NEW and IMPROVED approach .. and the key improvements are :

1. Wider door for ease of entry (benefit also includes being able to sit down and close the doors "over your knees" ...
2. Lower step threshold makes entry even easier and safer
3. Patent pending dual pin locking design door backed up by unsurpassed Jacuzzi lifetime warranty (not to leak)

In addition, we can add possibly in the copy that the redesign has also taken into consideration may aspects involving installation, making it easier to fit in most every bathroom ...

These are the highlights ...and as we said we should get a few concepts so we get them approved internally and with our publications so we can pull the trigger at the last second for pubs like AARP (January edition), depending upon availability, quality and production..

The photography is being worked on and we can hopefully get approval of the ads while waiting for final approved photos ... (and then just drop in the photo at the last minute)

Everyone .. - please send any other marketing ideas that you want John to consider before he gets too far along ..send to him and copy me ...

John - Let me know what else you need to help with this launch ...
 Thanks

JACUZZI006534

REV JACUZZI006634

APEN 1490

Dave Modena
Sr. Vice President
804-451-2314
firstSTREET for Boomers & Beyond
www.firststreetonline.com

003743

003743

JACUZZI006535

REV JACUZZI006635

APEN 1491



Principals of Hydrotherapy

Features, Functions and Benefits



What is a Whirlpool Bath?

- Basically, a whirlpool bath is a “tub” of hot water. The water is circulated throughout the tub by means of a pump and air is inducted into the moving water.
- More specifically, a whirlpool is a method of applying conductive and convective heat to the entire body while at the same time allowing freedom of movement.



Understanding the Human Body

The human body is a complete and almost perfect system whose component parts are designed to work together and compliment one another. This system includes:

- Circulatory System
- Respiratory System
- Digestive System
- Endocrine System
- Immune System
- Nervous System
- Muscular System
- Skeletal System
- Urinary System

Hydrotherapy and whirlpool baths have a positive impact on all of these systems

JACUZZI006538

REV JACUZZI006638

003746
APEN 1494



What Does Hydrotherapy Do?

When one is in a whirlpool bath where the temperature is above body temperature generally the following things happen.

- ✓ Body temperature is raised.
- ✓ Blood flow is increased.
- ✓ Blood pressure is decreased.
- ✓ The pulse rate increases.
- ✓ The blood vessels dilate.
- ✓ Increased amounts of nutrients and oxygen are brought to the cells.
- ✓ The absorption of waste products of the cells is hastened.
- ✓ The tissues of the body relax.
- ✓ The pores of the body open.
- ✓ Water loss is increased.



What Determines a “Good” Whirlpool Bath?

- Heat

- Buoyancy

- Optimal Massage

- Safety



Heat

When we work our muscles hard we pay a price. If work is consistent the price paid can be a rewarding investment. If this work is not consistent or muscles are overworked the price can be stiffness and soreness (pain).

- The price paid by skeletal muscle for the gift of speed and force is fatigue

As muscles are overworked the body adapts itself to a greater need of oxygen and nutrients. These needs are generally met by the heart and lungs. However, if the heart and lungs cannot keep up with the demand, the body allows us to “go beyond” by producing a compound called “**lactic acid**” which gives the muscles an extra push. As “**lactic acid**” accumulates, it becomes more difficult for the muscle to contract, and we experience “fatigue”.

- When “fatigue” stops us, we cannot recover entirely until the “**lactic acid**” is removed from the muscle. This requires oxygen to the muscles. This can be a slow and painful process.
- This process can be accelerated by raising the body’s internal temperature.

This can be accomplished by a whirlpool bath. As we know, in a whirlpool bath:

- ✓ Body temperature is raised.
- ✓ Blood flow is increased.
- ✓ Blood pressure is decreased.
- ✓ The pulse rate increases.
- ✓ The blood vessels dilate.
- ✓ Increased amounts of nutrients and oxygen are brought to the cells.
- ✓ The absorption of waste products of the cells is hastened.

• “**Lactic Acid**” is removed quickly and recovery is accelerated.



Heat Provided by a Jacuzzi Luxury Bath

Sitting in a tub of hot water can be beneficial. However, the body has a natural defense to changes in body temperature.

- Heat is transferred by means of conduction due to direct contact of the heated water with the surface of the skin. However, after time the water next to the skin tends to cool and conduction is reduced.
- Heat conduction can be increased by moving heated water past the skin (removing the cool barrier). This allows the internal body temperature to increase resulting in the rapid removal of "lactic acid" as well as the many other benefits of:
 - ✓ Body temperature is raised.
 - ✓ Blood flow is increased.
 - ✓ Blood pressure is decreased.
 - ✓ The pulse rate increases.
 - ✓ The blood vessels dilate.
 - ✓ Increased amounts of nutrients and oxygen are brought to the cells.
 - ✓ The absorption of waste products of the cells is hastened.
 - ✓ The tissues of the body relax.
 - ✓ The pores of the body open.
 - ✓ Water loss is increased.

Jacuzzi Luxury Bath utilizes a "High Volume/Low Pressure" whirlpool system specifically designed to maximize the benefits of a whirlpool bath and increase internal body temperature.

All whirlpool components are designed to achieve "High Volume/Low Pressure"

- Proprietary and patented: Pumps, jets, suction fitting and large volume plumbing.