

**IN THE SUPREME COURT OF THE STATE OF NEVADA**

LYNITA SUE NELSON,  
INDIVIDUALLY, AND IN HER  
CAPACITY AS INVESTMENT  
TRUSTEE OF THE LYNITA S.  
NELSON NEVADA TRUST DATED  
MAY 30, 2001,  
Appellants/Cross-Respondents,  
vs.  
MATT KLABACKA AS  
DISTRIBUTION TRUSTEE OF THE  
ERIC L. NELSON NEVADA TRUST  
DATED MAY 30, 2001; AND ERIC L.  
NELSON,  
Respondents/Cross-Appellant.  
and  
ERIC L. NELSON,  
Respondent.

SUPREME COURT CASE NO.: 87234

District Court Case No. 2024-01537  
Electronically Filed  
Feb 13 2024 01:41 PM  
Elizabeth A. Brown  
Clerk of Supreme Court

**APPENDIX TO APPELLANT, LYNITA NELSON'S OPENING BRIEF**

**VOLUME 15**

Stacy Howlett, Esq.  
Nevada Bar No. 8502  
Matthew D. Whittaker, Esq.  
Nevada Bar No. 13281

**MICHAELSON LAW**

1746 W. Horizon Ridge Parkway  
Henderson, Nevada 89012

Telephone: (702) 731-2333 / Facsimile: (702) 731-2337

[stacy@michaelsonlaw.com](mailto:stacy@michaelsonlaw.com)

[matthew@michaelsonlaw.com](mailto:matthew@michaelsonlaw.com)

*Attorneys for Appellant, Lynita Nelson, Individually and as Trustee of the Lynita  
S. Nelson Nevada Trust Dated May 30, 2001*

## **INDEX**

<b>VOLUME</b>	<b>BATES NUMBERS</b>
1	AA0001 – AA0249
2	AA0250 – AA0499
3	AA0500 – AA0749
4	AA0750 – AA0999
5	AA1000 – AA1249
6	AA1250 – AA1499
7	AA1500 – AA1749
8	AA1750 – AA1999
9	AA2000 – AA2249
10	AA2250 – AA2499
11	AA2500 – AA2749
12	AA2750 – AA2999
13	AA3000 – AA3249
14	AA3250 – AA3499
15	AA3500 – AA3749
16	AA3750 – AA3853

## **INDEX**

<b>VOLUME</b>	<b>DATE</b>	<b>DESCRIPTION</b>	<b>BATES NUMBERS</b>
11, 12	3/22/2023	Appendix of Exhibits in Support of Defendant/Cross-Defendant, Lynita S. Nelson's, Opposition to ELN Trust's and Eric Nelson's Motions for Attorneys' Fees	AA2660 - AA2750
12	3/22/2023	Appendix of Exhibits in Support of Defendant/Cross-Defendant, Lynita S. Nelson's, Opposition to Motion for Immediate Payment of Funds Belonging to ELN Trust and Countermotion for Final Determination of Alimony Issue, and Payment of Monies Owed by ELN Trust to LSN Trust Part One	AA2751 - AA2918
12, 13	3/22/2023	Appendix of Exhibits in Support of Defendant/Cross-Defendant, Lynita S. Nelson's, Opposition to Motion for Immediate Payment of Funds Belonging to ELN Trust and Countermotion for Final Determination of Alimony Issue, and Payment of Monies Owed by ELN Trust to LSN Trust Part Two	AA2919 - AA3078
13	3/22/2023	Appendix of Exhibits in Support of Defendant/Cross-Defendant, Lynita S. Nelson's, Opposition to Motion for Immediate Payment of Funds Belonging to ELN Trust and Countermotion for Final Determination of Alimony Issue, and Payment of Monies Owed by ELN Trust to LSN Trust Part Three	AA3079 - AA3193
14, 15	6/20/2023	Appendix of Exhibits to Supplement to Motion for Immediate Payment of	AA3442 - AA3579

		Funds Belonging to ELN Trust Pursuant to Court Order Entered on June 9, 2023 - Volume I	
15	6/20/2023	Appendix of Exhibits to Supplement to Motion for Immediate Payment of Funds Belonging to ELN Trust Pursuant to Court Order Entered on June 9, 2023 - Volume II	AA3580 - AA3711
1	5/6/2009	Complaint for Divorce	AA0001 - AA0008
10	2/9/2023	Defendant, Lynita S. Nelson's, Motion to Retax Costs	AA2327 - AA2335
2	7/14/2021	Defendant, Lynita S. Nelson's, Opposition to Matt Klabacka's Motion for Summary Judgment, or Alternatively, Motion to Strike and/or Motion to Extend Deadline to File Rebuttal Expert Report and to Continue Trial (First Post-Appeal Request) and Countermotion to Compel Production of Documents and for Attorneys' Fees and Costs	AA0250 - AA0317
13	3/22/2023	Defendant/Cross-Defendant, Lynita S. Nelson's, Opposition to ELN Trust's and Eric Nelson's Motions for Attorneys' Fees	AA3194 - AA3208
13	3/22/2023	Defendant/Cross-Defendant, Lynita S. Nelson's, Opposition to Motion for Immediate Payment of Funds Belonging to ELN Trust and Countermotion for Final Determination of Alimony Issue, and Payment of Monies Owed by ELN Trust to LSN Trust	AA3209 - AA3226



10	2/21/2023	Eric Nelson's, in His Individual Capacity, Motion for Attorney's Fees	AA2336 - AA2434
13	4/28/2023	Joint Reply to "Defendant/Cross-Defendant, Lynita S. Nelson's Opposition to ELN Trust's and Eric Nelson's Motion for Attorney's Fees"	AA3227 - AA3246
2	2/7/2022	Lynita S. Nelson's Amendment to Counterclaims so as to Include New Claims Against NBGS, LLC	AA0437 - AA0444
1	9/30/2011	Lynita Sue Nelson's: (1) Answer to Claims of The Eric L. Nelson Nevada Trust; and (2) Claims for Relief Against Eric L. Nelson, Eric L. Nelson Nevada Trust dated May 30, 2001, Lana Martin, Nola Harber, Rochelle McGowan, Joan B. Ramos, and Does I through X (Whether Designated as a Counterclaim, Cross-Claim, and/or Third-Party Complaint)	AA0009 - AA0044
10, 11	2/21/2023	Motion for Attorneys' Fees Pursuant to NRCF 54	AA2435 - AA2516
11	2/21/2023	Motion for Immediate Payment of Funds Belonging to ELN Trust	AA2517 - AA2659
1	6/21/2021	Motion for Summary Judgment, or Alternatively, Motion to Strike and/or Motion to Extend Deadline to File Rebuttal Expert Report and to Continue Trial (First Post-Appeal Request)	AA0078 - AA0249
16	8/25/2023	Notice of Appeal	AA3851 - AA3853

1	10/27/2020	Notice of Entry of Decision and Order	AA0064 - AA0072
2	10/12/2021	Notice of Entry of Decision and Order	AA0412 - AA0436
9	6/29/2022	Notice of Entry of Decision and Order	AA2180 - AA2203
9	1/31/2023	Notice of Entry of Decision Regarding the Characterization of Management Fees	AA2204 - AA2216
15, 16	7/27/2023	Notice of Entry of Order After Hearing Denying Lynita S. Nelson's Motion to Retax Costs; and Order Awarding ELN Trust's Memorandum of Costs	AA3735 - AA3750
16	7/27/2023	Notice of Entry of Order After Hearing Denying Lynita Sue Nelson's Request for Attorney's Fee	AA3751 - AA3773
16	7/27/2023	Notice of Entry of Order After Hearing Granting ELN Trust's Request for an Award of Attorney's Fees	AA3774 - AA3800
16	7/27/2023	Notice of Entry of Order After Hearing Granting Eric Nelson's, in His Personal Capacity, Request for Attorney's Fees and Verified Memorandum of Costs	AA3801 - AA3830
1	1/4/2021	Notice of Entry of Order From December 22, 2020 Hearing	AA0073 - AA0074
14	6/9/2023	Notice of Entry of Order Granting in Part Motion for Immediate Payment of Funds Belonging to ELN Trust	AA3431 - AA3441

16	8/2/2023	Notice of Entry of Order Granting the ELN Trust's Motion for Immediate Payment of Funds Belonging to ELN Trust	AA3831 - AA3850
1	1/4/2021	Order From December 22, 2020 Hearing	AA0075 - AA0077
2	7/28/2021	Reply in Support of Motion for Summary Judgment, or Alternatively, Motion to Strike and/or Motion to Extend Deadline to File Rebuttal Expert Report and to Continue Trial (First Post-Appeal Request) and Opposition to Countermotion to Compel Production of Documents and for Attorneys' Fees and Costs	AA0318 - AA0332
15	6/20/2023	Supplement to Motion for Immediate Payment of Funds Belonging to ELN Trust Pursuant to Court Order Entered on June 9, 2023	AA3712 - AA3734
2	8/4/2021	Transcript re: All Pending Matters	AA0333 - AA0411
2, 3	3/7/2022	Transcript re: All Pending Motions	AA0445 - AA0574
9	5/2/2022	Transcript re: All Pending Motions	AA2105 - AA2179
13, 14	5/4/2023	Transcript re: All Pending Motions	AA3247 - AA3282
14	5/30/2023	Transcript re: All Pending Motions	AA3283 - AA3430

1	1/3/2018	Transcript re: Motion	AA0045 - AA0063
3, 4	3/28/2022	Transcript re: Trial	AA0575 - AA0765
4	3/29/2022	Transcript re: Trial	AA0766 - AA0988
4, 5	3/30/2022	Transcript re: Trial	AA0989 - AA1181
5, 6	4/4/2022	Transcript re: Trial	AA1182 - AA1351
6, 7	4/6/2022	Transcript re: Trial	AA1352 - AA1551
7	4/7/2022	Transcript re: Trial	AA1552 - AA1719
7, 8	4/27/2022	Transcript re: Trial	AA1720 - AA1904
8, 9	4/28/2022	Transcript re: Trial	AA1905 - AA2104
9, 10	2/6/2023	Verified Memorandum of Costs	AA2217 - AA2326

## **CERTIFICATE OF SERVICE**

Pursuant to Nevada Rule of Civil Procedure 5(b) and NEFCR 9, the undersigned hereby certifies that on February 13, 2024, a copy of the **APPENDIX TO APPELLANT, LYNITA NELSON'S OPENING BRIEF VOLUME 15** was filed with the Clerk of the Court through the Court's eFlex electronic filing system and notice will be sent electronically by the Court to the following:

Jeffrey P. Luszeck, Esq. SOLOMON DWIGGINS FREER & STEADMAN, LTD. 9060 West Cheyenne Avenue Las Vegas, NV 89129 Tel: (702) 853-5483 Fax: (702) 853-5485 <a href="mailto:jluszeck@sdfnlaw.com">jluszeck@sdfnlaw.com</a> <i>Attorneys for Matt Klabacka, Distribution Trustee of the ERIC L. NELSON NEVADA TRUST dated May 30, 2001</i>	Michelle A. Hauser, Esq. Hauser Family Law 1489 W. Warm Springs Road, Suite 100 Henderson, NV 89014 <a href="mailto:michelle@hauserfamilylaw.com">michelle@hauserfamilylaw.com</a> <i>Attorney for Plaintiff Eric Nelson Individually</i>
--	--

MICHAELSON LAW

/s/ Michelle Ekanger

An Employee of Michaelson Law

05/26/2015	RANDY SCOTT	Repairs to units	LINDELL	\$ 400.00
06/02/2015	HOME DEPOT	Repair Supplies	LINDELL	\$ 27.95
06/05/2015	RANDY SCOTT	Repairs to units	LINDELL	\$ 675.00
06/05/2015	STANLEY SECURITY	Keys	LINDELL	\$ 22.65
06/15/2015	HOME DEPOT	Repair Supplies	LINDELL	\$ 34.17
06/15/2015	RANDY SCOTT	Ground maintenace	LINDELL	\$ 336.00
06/16/2015	Orchard Plumbing	Plumbing repairs	LINDELL	\$ 50.00
06/17/2015	PRIME AIR CONDITIONING	service and electrical #106	LINDELL	\$ 135.00
06/23/2015	AUTOTECH LOCK AND KEY	iNV #466484 Rekey unit	LINDELL	\$ 125.00
06/29/2015	M & M PAINTING	repairs and paint Units 102,108,104,105	LINDELL	\$ 1,039.00
06/29/2015	RANDY SCOTT	Repairs to units 102 and 108	LINDELL	\$ 256.00
06/30/2015	Sherwin Williams	Paint for units to rent	LINDELL	\$ 34.79
07/01/2015	Western Elite Dumpster	Remove trash from repairs to unit	LINDELL	\$ 135.60
07/09/2015	Abraham Martinez	Windows clean	LINDELL	\$ 100.00
07/09/2015	RANDY SCOTT	Repairs	LINDELL	\$ 96.00
07/09/2015	Sherwin Williams	Paint for units to rent	LINDELL	\$ 28.01
07/11/2015	Vista Paint	Paint	LINDELL	\$ 5.72
07/14/2015	AUTOTECH LOCK AND KEY	Rekey unit	LINDELL	\$ 160.00
07/14/2015	HOME DEPOT	Supplies Lights	LINDELL	\$ 17.14
07/14/2015	Sherwin Williams	Paint for units to rent	LINDELL	\$ 39.61
07/19/2015	Sherwin Williams	Paint for units to rent	LINDELL	\$ 192.63
07/21/2015	HOME DEPOT	Supplies for repairs	LINDELL	\$ 83.24
07/27/2015	M & M PAINTING	Cabinet replace	LINDELL	\$ 200.00
07/27/2015	RANDY SCOTT	Misc Repairs	LINDELL	\$ 32.00
07/28/2015	THYSSEN KRUPP ELEVATOR	Elevator Maintenance on contract	LINDELL	\$ 125.50
08/04/2015	Tri Color Paints	Paint	LINDELL	\$ 151.32
08/11/2015	M & M PAINTING	Paint	LINDELL	\$ 470.00
09/01/2015	M & M PAINTING	Lindell Sheet Rock	LINDELL	\$ 1,700.00
09/01/2015	RANDY SCOTT	Repairs	LINDELL	\$ 544.00
09/15/2015	RANDY SCOTT	Misc Repairs	LINDELL	\$ 224.97
09/16/2015	Leonard Olexsy	Repairs Suite 102 and 108	LINDELL	\$ 1,010.00
09/17/2015	HOME DEPOT	Supplies	LINDELL	\$ 30.58
09/22/2015	RANDY SCOTT	Cleanup common area	LINDELL	\$ 112.00
09/25/2015	84 Lumber	Lindell units paint and repairs to rent	LINDELL	\$ 322.10
09/25/2015	M & M PAINTING	Lindell units paint and repairs to rent	LINDELL	\$ 4,250.00
09/26/2015	HOME DEPOT	Lindell units paint and repairs to rent	LINDELL	\$ 30.30
09/28/2015	HOME DEPOT	Lindell units paint and repairs to rent	LINDELL	\$ 157.72
09/30/2015	Liborio Santos	Cleaning units to rent	LINDELL	\$ 350.00
09/30/2015	R. Mega	Cut concrete	LINDELL	\$ 150.00
09/30/2015	RANDY SCOTT	Repairs to units to rent	LINDELL	\$ 967.83
10/09/2015	RANDY SCOTT	Repairs and ground clean up	LINDELL	\$ 802.97
10/13/2015	BEVERLIN CARPET CLEANING	Carpet cleaning Units 102,103,104,105	LINDELL	\$ 400.00
10/13/2015	HOME DEPOT	Repairs Unit #108	LINDELL	\$ 302.08
10/13/2015	PRIME AIR CONDITIONING	AC repair unit #108	LINDELL	\$ 425.00
10/13/2015	RANDY SCOTT	Repairs Unit #106 and 107	LINDELL	\$ 1,051.13
10/14/2015	HOME DEPOT	Repair Supplies #108	LINDELL	\$ 326.07
10/15/2015	RANDY SCOTT	Repairs to rent #108	LINDELL	\$ 368.00
10/16/2015	THYSSEN KRUPP ELEVATOR	Elevator Maintenance on contract	LINDELL	\$ 125.50
10/20/2015	AUTOTECH LOCK AND KEY	rekey Unit 102 and 103	LINDELL	\$ 90.00
10/20/2015	Stripe a Lot	Parking Lot restripe	LINDELL	\$ 350.00
10/28/2015	HOME DEPOT	#108 repair supplies	LINDELL	\$ 175.07
10/29/2015	HOME DEPOT	#108 repair supplies	LINDELL	\$ 47.46
10/30/2015	Awesome Floors	#108 floors	LINDELL	\$ 409.00
11/18/2015	RANDY SCOTT	Lindell offices	LINDELL	\$ 471.00
11/20/2015	HOME DEPOT	Repair supplies #108 - Blinds	LINDELL	\$ 317.78
11/25/2015	RANDY SCOTT	Paint and hang blinds	LINDELL	\$ 448.00
12/01/2015	Floor and Decor	New flooring	LINDELL	\$ 221.11

AA3500  
LSN000340

12/03/2015	HOME DEPOT	Repair Supplies	LINDELL	\$ 272.56
12/03/2015	HOME DEPOT	Repair Supplies	LINDELL	\$ 156.49
12/29/2015	M and M Painting	Painting Unit	LINDELL	\$ 1,420.00
12/29/2015	L. Santos	Cleaning	LINDELL	\$ 250.00
12/29/2015	HOME DEPOT	Misc repairs	LINDELL	\$ 187.50
10/25/2016	Abra Cabebra	Carpet cleaning #101	LINDELL	\$ 175.00
09/13/2016	ATIS Elevator	Elevator inspection	LINDELL	\$ 180.00
11/03/2016	AUTOTECH LOCK AND KEY	rekey Unit	LINDELL	\$ 100.00
12/24/2016	Chase-a-nator	Pest service	LINDELL	\$ 845.00
09/29/2016	Diego Aguilar	Clean out units	LINDELL	\$ 200.00
12/20/2016	EA Systems	Electrical Panel	LINDELL	\$ 1,685.00
09/13/2016	Flooring Center	#104/105 grey carpet	LINDELL	\$ 54.79
09/28/2016	Flooring Center	New Flooring Unit #107	LINDELL	\$ 2,749.45
03/08/2016	HOME DEPOT	Repair supplies	LINDELL	\$ 124.77
11/04/2016	HOME DEPOT	Repair Supplies	LINDELL	\$ 1.80
11/15/2016	HOME DEPOT	Repair supplies for #102 to rent	LINDELL	\$ 185.24
11/16/2016	HOME DEPOT	Repair supplies for #102 to rent	LINDELL	\$ 74.87
11/16/2016	HOME DEPOT	Repair supplies for #102 to rent	LINDELL	\$ 207.17
12/11/2016	HOME DEPOT	Repair supplies	LINDELL	\$ 16.16
07/09/2016	Laboria Lainez	Cleaning	LINDELL	\$ 125.00
09/14/2016	Laboria Lainez	Cleaning	LINDELL	\$ 170.00
04/22/2016	Liboria Lainez	Cleaning Lindell #103	LINDELL	\$ 75.00
07/15/2016	Liboria Lainez	Cleaning	LINDELL	\$ 100.00
08/29/2016	Liboria Lainez	Cleaning	LINDELL	\$ 100.00
10/08/2016	Liboria Lainez	Moving and cleaning lindell	LINDELL	\$ 600.00
01/09/2016	Liborio Santos	Cleaning units to rent	LINDELL	\$ 75.00
01/21/2016	Liborio Santos	Cleaning units to rent	LINDELL	\$ 250.00
02/27/2016	Liborio Santos	Cleaning	LINDELL	\$ 140.00
11/29/2016	Liborio Santos	Cleaning	LINDELL	\$ 475.00
05/07/2016	LOWE'S	Supplies for repairs	LINDELL	\$ 149.25
09/19/2016	M & M PAINTING	Paint 105 , install new baseboard	LINDELL	\$ 120.00
10/21/2016	M & M PAINTING	Paint and drywall Unit #107	LINDELL	\$ 1,270.97
11/16/2016	M & M PAINTING	new tile in kitchen unit #102	LINDELL	\$ 342.98
10/05/2016	On the Spot Cleaning	Carpet Cleaning	LINDELL	\$ 90.00
01/06/2016	RANDY SCOTT	repairs to # 108 and 103	LINDELL	\$ 545.57
01/20/2016	RANDY SCOTT	repairs to # 108 and 103	LINDELL	\$ 295.00
02/25/2016	RANDY SCOTT	tenant improvements, common area clean up	LINDELL	\$ 447.00
04/01/2016	RANDY SCOTT	property maintenance - show units	LINDELL	\$ 464.00
04/01/2016	RANDY SCOTT	common area clean up	LINDELL	\$ 240.00
04/29/2016	RANDY SCOTT	Misc repairs and clean up common area	LINDELL	\$ 478.98
05/17/2016	RANDY SCOTT	common area clean up	LINDELL	\$ 320.00
05/17/2016	RANDY SCOTT	Miscellaneous repairs	LINDELL	\$ 148.00
05/31/2016	RANDY SCOTT	common area clean up	LINDELL	\$ 148.50
06/22/2016	RANDY SCOTT	Repairs to various units	LINDELL	\$ 1,088.00
06/22/2016	RANDY SCOTT	common area clean up	LINDELL	\$ 152.00
07/13/2016	RANDY SCOTT	common area clean up	LINDELL	\$ 464.00
07/15/2016	RANDY SCOTT	trash removal common area, landscape rock	LINDELL	\$ 319.27
07/27/2016	RANDY SCOTT	Misc Repairs	LINDELL	\$ 416.00
08/22/2016	RANDY SCOTT	common area and weeds cleanup	LINDELL	\$ 480.00
09/21/2016	RANDY SCOTT	carpet installed and common area cleanup	LINDELL	\$ 766.00
09/28/2016	RANDY SCOTT	Unit #101 repairs, install flooring	LINDELL	\$ 1,079.27
11/02/2016	RANDY SCOTT	Landscape and cleaning units	LINDELL	\$ 816.00
11/10/2016	RANDY SCOTT	common area walkway, concrete installed	LINDELL	\$ 935.06
11/18/2016	RANDY SCOTT	common area weeds and trash	LINDELL	\$ 172.42
12/08/2016	RANDY SCOTT	property cleanup, tile in lights, units	LINDELL	\$ 632.00
12/29/2016	RANDY SCOTT	Miscellaneous repairs	LINDELL	\$ 528.00
10/14/2016	ST of NV Mechanical Corp	Elevator inspection for permit	LINDELL	\$ 200.00

AA3501  
LSN000341

04/06/2016	STANLEY SECURITY	Keys	LINDELL	\$ 42.86
01/25/2016	THYSSEN KRUPP ELEVATOR	Elevator Maintenance on contract	LINDELL	\$ 129.82
04/28/2016	THYSSEN KRUPP ELEVATOR	Elevator Maintenance on contract	LINDELL	\$ 129.82
08/31/2016	THYSSEN KRUPP ELEVATOR	Elevator Maintenance on contract	LINDELL	\$ 129.82
09/30/2016	THYSSEN KRUPP ELEVATOR	Elevator Maintenance on contract	LINDELL	\$ 129.82
12/20/2016	THYSSEN KRUPP ELEVATOR	Elevator Maintenance on contract	LINDELL	\$ 134.30
01/07/2016	HOME DEPOT	Repair Supplies	LINDELL	\$ 231.87
05/08/2017	Abra Cabebra	Carpet cleaning	LINDELL	\$ 100.00
06/05/2017	AHERN RENTAL	Rental equipment for common area	LINDELL	\$ 433.32
02/17/2017	AUTOTECH LOCK AND KEY	Rekey unit #101	LINDELL	\$ 110.00
04/14/2017	AUTOTECH LOCK AND KEY	Rekey locks	LINDELL	\$ 77.00
05/15/2017	AUTOTECH LOCK AND KEY	Rekey Locks	LINDELL	\$ 60.00
04/28/2017	Big Frog Supply	Water less tank	LINDELL	\$ 518.94
01/10/2017	CPO Outlets	Replace water heater	LINDELL	\$ 176.98
03/07/2017	EA Systems	common area - ran power to outside lights	LINDELL	\$ 477.00
05/08/2017	Floor and Decor	Repair floors	LINDELL	\$ 17.20
01/09/2017	Flooring Center	New Flooring for unit #101	LINDELL	\$ 2,964.58
02/09/2017	Flooring Center	Suite 102 New floors	LINDELL	\$ 2,347.53
05/02/2017	Flooring Center	New carpet for unit # 106	LINDELL	\$ 1,819.65
01/04/2017	HOME DEPOT	Repair Supplies	LINDELL	\$ 42.84
01/06/2017	HOME DEPOT	Repair Supplies	LINDELL	\$ 352.86
01/11/2017	HOME DEPOT	replace blinds #101	LINDELL	\$ 136.77
02/10/2017	HOME DEPOT	Grounds maintenance supplies	LINDELL	\$ 89.54
02/21/2017	HOME DEPOT	Suite 102 supplies for repairs	LINDELL	\$ 81.45
02/26/2017	HOME DEPOT	Suite 102 supplies for repairs	LINDELL	\$ 88.71
03/11/2017	HOME DEPOT	Repair supplies #102	LINDELL	\$ 37.83
04/10/2017	HOME DEPOT	Repair Supplies	LINDELL	\$ 30.12
01/31/2017	Looking Glass Window	Clean Windows	LINDELL	\$ 140.00
02/15/2017	Looking Glass Window	Clean windows Jan-Mar	LINDELL	\$ 420.00
06/07/2017	Looking Glass Window	Window cleaning 2 months	LINDELL	\$ 280.00
01/10/2017	M & M PAINTING	#101 paint whole office	LINDELL	\$ 1,600.00
02/27/2017	M & M PAINTING	Paint Lindell #102	LINDELL	\$ 1,090.00
05/26/2017	M & M PAINTING	Paint #106	LINDELL	\$ 1,100.00
02/20/2017	Peterman Lumber	Lumber for repairs to Unit 102	LINDELL	\$ 281.50
01/29/2017	PRIME AIR CONDITIONING	#101 Replace thermostat and repair wiring	LINDELL	\$ 355.00
03/17/2017	PRIME AIR CONDITIONING	AC Repair	LINDELL	\$ 105.00
01/20/2017	RANDY SCOTT	Units 101, 102, blinds, water heater	LINDELL	\$ 704.00
01/31/2017	RANDY SCOTT	Inv 308 /unit 101/102 ready to rent	LINDELL	\$ 960.00
01/31/2017	RANDY SCOTT	supplies for 101/102	LINDELL	\$ 98.78
02/27/2017	RANDY SCOTT	#102 repairs to rent	LINDELL	\$ 1,472.00
02/27/2017	RANDY SCOTT	electrical swithes, windows cleaned,	LINDELL	\$ 448.00
03/13/2017	RANDY SCOTT	#102 cabinet facelift, common area cleanup	LINDELL	\$ 784.00
04/10/2017	RANDY SCOTT	common area maint, paint railings,	LINDELL	\$ 690.07
05/01/2017	RANDY SCOTT	ready #106 for remodel, pick up trash	LINDELL	\$ 128.00
05/29/2017	RANDY SCOTT	repairs #106, #102, lights #103	LINDELL	\$ 622.41
05/29/2017	RANDY SCOTT	Common Area repairs and units ready to rent	LINDELL	\$ 805.25
06/29/2017	RANDY SCOTT	Repairs #101/105	LINDELL	\$ 320.00
06/02/2017	Smartsign	Sign maintenance	LINDELL	\$ 172.62
02/14/2017	THYSSEN KRUPP ELEVATOR	Elevator Maintenance on contract	LINDELL	\$ 674.67
02/21/2017	Westside Building Mate	Ceiling tiles for #102	LINDELL	\$ 117.73
08/16/2016	Chase-a-nator	Pest service	MARNELL	\$ 35.00
12/24/2016	Chase-a-nator	Pest service	MARNELL	\$ 35.00
11/16/2016	Orchard Plumbing	Plumbing repairs - bathroom sinks	MARNELL	\$ 121.60
09/21/2016	RANDY SCOTT	remove tree, clear weeds and bushes	MARNELL	\$ 176.00
12/08/2016	RANDY SCOTT	remove satellite dish	MARNELL	\$ 48.00
01/18/2017	A Track Out Solution	Dumpster for trash - repairs to house	MARNELL	\$ 305.00

AA3502  
LSN000342



01/20/2017	Floor and Decor	New ceramic tile	MARNELL	\$ 1,470.05
01/20/2017	HOME DEPOT	repairs wall plates	MARNELL	\$ 72.05
01/31/2017	HOME DEPOT	Blinds replaced	MARNELL	\$ 356.16
02/01/2017	HOME DEPOT	Repair Outlets	MARNELL	\$ 16.44
02/02/2017	HOME DEPOT	Repair Supplies	MARNELL	\$ 125.72
01/31/2017	M & M PAINTING	tile,paint , repairs to house	MARNELL	\$ 2,500.00
03/12/2017	M & M PAINTING	tile,paint , repairs to house	MARNELL	\$ 2,500.00
04/14/2017	M & M PAINTING	tile,paint , repairs to house	MARNELL	\$ 2,435.00
01/31/2017	RANDY SCOTT	Inv 307/remove flooring, replace outlets	MARNELL	\$ 624.00
2014		Miscellaneous Reparis	RUSTY RIDGE	\$ 290.00
03/31/2015	M & M PAINTING	Paint	RUSTY RIDGE	\$ 125.00
04/08/2015	M & M PAINTING	repairs and paint	RUSTY RIDGE	\$ 210.00
05/21/2015	Old Vegas Ranch	Key for pool	RUSTY RIDGE	\$ 20.00
11/25/2015	PRIME AIR CONDITIONING	AC service	RUSTY RIDGE	\$ 185.00
12/29/2015	RANDY SCOTT	Misc repairs	RUSTY RIDGE	\$ 666.70
11/17/2016	Action Appliance Service	Replace Refrigerator themostat	RUSTY RIDGE	\$ 275.00
01/22/2016	HOME DEPOT	Repair supplies	RUSTY RIDGE	\$ 211.55
04/01/2016	RANDY SCOTT	sprinkler system	RUSTY RIDGE	\$ 66.00
2014		Miscellaneous repairs	SAWYER	\$ 286.00
03/02/2015	Socorro Marquez	Painting	SAWYER	\$ 300.00
05/26/2015	SW SERVICES	AC service	SAWYER	\$ 80.00
06/16/2015	Cabinets Now	New kitchen counter	SAWYER	\$ 210.80
06/17/2015	HOME DEPOT	Repair Supplies	SAWYER	\$ 225.87
09/15/2015	RANDY SCOTT	Misc Repairs	SAWYER	\$ 385.03
04/12/2016	Saul Meza	Sawyer concrete & wall	SAWYER	\$ 800.00
03/14/2015	M & M PAINTING	split	TERRA BELLA	\$ 120.00
03/16/2015	HOME DEPOT	Repair supplies	TERRA BELLA	\$ 321.14
04/22/2015	Appliance Services of Southern Nevada	New dishwasher and labor	TERRA BELLA	\$ 297.88
08/11/2015	SW SERVICES	New water heater	TERRA BELLA	\$ 850.00
09/22/2015	RANDY SCOTT	Misc repairs	TERRA BELLA	\$ 240.00
01/28/2016	Orchard Plumbing	New water heater	TERRA BELLA	\$ 1,400.00
01/25/2016	RANDY SCOTT	Miscellaneous repairs	TERRA BELLA	\$ 567.40
07/27/2016	The Painters	Exterior Paint	TERRA BELLA	\$ 2,500.00
			<b>TOTAL</b>	\$ 229,744.65

LSN TRUST		BUSINESS AND PERSONAL EXPENSES	
LSN 7/1/14 -6/30/17		5/10/2018	
DATE	VENDOR NAME	AMOUNT PAID	
Accounting Expense			
01/29/2015	Bradshw -Smith	\$	5,155.00
01/01/2015	Connie Van Boerum	\$	5,913.00
02/05/2016	Michelle Blank	\$	4,912.00
			\$ 15,980.00
Automobile Expense			
12/31/2014	Misc Expenses	\$	4,241.00
09/23/2015	ANPAC Insurance	\$	10,609.51
01/20/2016	Audi Finance	\$	11,121.82
04/07/2015	Car Washes	\$	239.30
04/21/2016	Gas Purchases	\$	4,290.31
03/14/2017	DMV	\$	1,914.19
06/13/2017	Gillet Automotive	\$	866.97
06/27/2017	Auto Lease	\$	28,479.10
			\$ 61,762.20
Legal			
12/31/2014	Misc Legal	\$	13,434.00
06/30/2016	ADSG	\$	5,970.80
09/25/2015	Boyce & Gianni	\$	525.00
06/15/2017	Dickerson Law Group	\$	132,416.98
10/30/2015	Dukes, Dukes and Keating	\$	2,350.00
09/17/2015	Goldsmith and Guyon	\$	802.93
12/15/2015	Harris Law Office	\$	387.77
12/05/2016	Law Offices of Michelle Toble	\$	270.20
12/17/2016	Rochelle McArthur	\$	3,652.72
			\$ 159,810.40
Telephone Expense			
02/09/2015	APPLE STORE	\$	490.89
06/14/2017	AT \$ T	\$	7,331.16
02/17/2016	Citzens iPhone	\$	810.56
			\$ 8,632.61
Interest Expense			
07/07/2015	Interest Expense CC	\$	7,974.80
			\$ 7,974.80
TOTAL			\$ 254,160.01

# **EXHIBIT 5**

# **EXHIBIT 5**

1 **DISC**  
2 THE DICKERSON KARACSONYI LAW GROUP  
3 ROBERT P. DICKERSON, ESQ.  
4 Nevada Bar No. 000945  
5 JOSEF M. KARACSONYI, ESQ.  
6 Nevada Bar No. 010634  
7 1745 Village Center Circle  
8 Las Vegas, Nevada 89134  
9 Telephone: (702) 388-8600  
10 Facsimile: (702) 388-0210  
11 Email: info@thedklawgroup.com

12 Attorneys for Lynita Sue Nelson

13  
14 EIGHTH JUDICIAL DISTRICT COURT  
15 FAMILY DIVISION

16 CLARK COUNTY, NEVADA

17 ERIC L. NELSON,

18 Plaintiff/Counterdefendant,

19 v.

20 LYNITA SUE NELSON,  
21 MATT KLABACKA,  
22 as Distribution Trustee of the  
23 ERIC L. NELSON NEVADA TRUST  
24 dated May 30, 2001,

25 Defendants/Counterclaimants.

26  
27 MATT KLABACKA, as Distribution  
28 Trustee of the ERIC L. NELSON  
NEVADA TRUST dated  
May 30, 2001,

Crossclaimant,

v.

LYNITA SUE NELSON, Individually  
and as Investment Trustee of the LSN  
NEVADA TRUST, dated  
May 30, 2011, and ERIC NELSON,

Cross-Defendants.

CASE NO. D-09-411537-D  
DEPT NO. O

1     DEFENDANT, LYNITA SUE NELSON'S, FIFTH POST APPEAL  
2     DISCLOSURE OF DOCUMENTS

3     TO: ERIC L. NELSON, Plaintiff;

4     TO: RHONDA K. FORSBERG, ESQ., of RHONDA K. FORSBERG,  
5     CHARTERED, Attorney for Plaintiff, ERIC L. NELSON;

6     TO: MATT KLABACKA, as Distribution Trustee of the ERIC L.  
7     NELSON NEVADA TRUST dated May 30, 2001, Defendant; and

8     TO: JEFFREY P. LUSZECK, ESQ., of SOLOMON DWIGGINS &  
9     FREER, LTD., Attorney for Defendant, MATT KLABACKA, as  
10    Distribution Trustee of the ERIC L. NELSON NEVADA TRUST  
11    dated May 30, 2001:


12    COMES NOW the Defendant and Cross-Defendant, LYNITA SUE  
13    NELSON ("Lynita"), by and through her attorneys, ROBERT P.  
14    DICKERSON, ESQ., and JOSEF M. KARACSONYI, ESQ., of THE  
15    DICKERSON KARACSONYI LAW GROUP, and hereby submits the  
16    following documents to all parties of record:

17       1.    LSN Detailed Ledger for real properties and Lindell building  
18    for the period from July 1, 2017, through April 30, 2018, Bates Nos.  
19    LSN000345 - LSN000353.

20       2.    LSN Rental Income for the period from July 1, 2017, through  
21    April 30, 2018, Bates Nos. LSN000354 - LSN000357.

22    DATED this 25<sup>th</sup> day of May, 2018.

23                   THE DICKERSON KARACSONYI  
24                   LAW GROUP

25                     
26                   ROBERT P. DICKERSON, ESQ.  
27                   Nevada Bar No. 000945  
28                   JOSEF M. KARACSONYI, ESQ.  
                  Nevada Bar No. 010634  
                  1745 Village Center Circle  
                  Las Vegas, Nevada 89134  
                  Attorneys for Lynita Sue Nelson

**CERTIFICATE OF SERVICE**

Pursuant to NRCP 5(b), I certify that I am an employee of THE DICKERSON KARACSONYI LAW GROUP, and that on this 25<sup>th</sup> day of May, 2018, I caused the above foregoing document entitled, **DEFENDANT, LYNITA SUE NELSON'S, FIFTH POST APPEAL** **DISCLOSURE OF DOCUMENTS**, to be served as follows:


- ☒ [ x ] pursuant to EDCR 8.05(a), EDCR 8.05(f), NRCP 5(b)(2)(D) and Administrative Order 14-2 captioned "In the Administrative Matter of Mandatory Electronic Service in the Eighth Judicial District Court," by mandatory electronic service through the Eighth Judicial District Court's electronic filing system;
- ☐ [ ] by placing same to be deposited for mailing in the United States Mail, in a sealed envelope upon which first class postage was prepaid in Las Vegas, Nevada;
- ☐ [ ] pursuant to EDCR 7.26, to be sent via **facsimile**, by duly executed consent for service by electronic means;
- ☐ [ ] by hand-delivery with signed Receipt of Copy.

To the attorney(s) and/or parties listed below at the address, email address, and/or facsimile number indicated below:

MARK A. SOLOMON, ESQ.  
JEFFREY P. LUSZECK, ESQ.  
SOLOMON DWIGGINS & FREER, LTD.  
9060 West Cheyenne Avenue  
Las Vegas, Nevada 89129  
[msolomon@sdfnvlaw.com](mailto:msolomon@sdfnvlaw.com)  
[jluszeck@sdfnvlaw.com](mailto:jluszeck@sdfnvlaw.com)

Attorneys for Matt Klabacka, Distribution Trustee of the ELN Trust

RHONDA S. FORSBERG, ESQ.  
RHONDA S. FORSBERG, ESQ., CHARTERED  
64 North Pecos Road, Suite 800  
Henderson, Nevada 89074  
[rforsberg@forsberg-law.com](mailto:rforsberg@forsberg-law.com)  
Attorney for Eric L. Nelson

  
\_\_\_\_\_  
An employee of The Dickerson Karacsonyi Law Group

# LSN DETAILED LEDGER 7-1-17-4-30-2018

## Property Lindell & Houses

Date	Name	Memo	Pfroperty Name	Amount
<b>Advertising</b>				
07/02/2017	RealNex	Real Estate Subscripton	LINDELL	\$ 59.25
08/02/2017	RealNex	Real Estate Subscripton	LINDELL	\$ 59.25
09/10/2017	RealNex	Real Estate Subscripton	LINDELL	\$ 59.25
10/02/2017	RealNex	Real Estate Subscripton	LINDELL	\$ 59.25
12/02/2017	RealNex	Real Estate Subscripton	LINDELL	\$ 59.25
01/02/2018	RealNex	Real Estate Subscripton	LINDELL	\$ 59.25
02/02/2018	RealNex	Real Estate Subscripton	LINDELL	\$ 59.25
03/02/2018	RealNex	Real Estate Subscripton	LINDELL	\$ 59.25
04/02/2018	RealNex	Real Estate Subscripton	LINDELL	\$ 59.25
<b>Total</b>				<b>\$ 533.25</b>
<b>Advertising</b>				
07/17/2017	Loopnet	Advertising	Lindell	\$ 112.95
08/17/2017	Loopnet	Advertising	Lindell	\$ 112.95
09/17/2017	Loopnet	Advertising	Lindell	\$ 112.95
10/16/2017	Loopnet	Advertising	Lindell	\$ 112.95
11/17/2017	Loopnet	Advertising	Lindell	\$ 112.95
12/17/2017	Loopnet	Advertising	Lindell	\$ 112.95
01/18/2018	Loopnet	Advertising	Lindell	\$ 112.95
02/17/2018	Loopnet	Advertising	Lindell	\$ 112.95
03/17/2018	Loopnet	Advertising	Lindell	\$ 112.95
04/17/2018	Loopnet	Advertising	Lindell	\$ 112.95
<b>Total</b>				<b>\$ 1,129.50</b>
<b>Elevator</b>				
08/15/2017	THYSSEN KRUPP ELEVATOR	Quarterly	LINDELL	\$ 108.82
10/04/2017	THYSSEN KRUPP ELEVATOR	Quarterly	LINDELL	\$ 251.38
10/17/2017	State Of Nevada	Permit to operate	LINDELL	\$ 200.00
12/28/2017	THYSSEN KRUPP ELEVATOR	Elevator maintenance quarter pe	LINDELL	\$ 259.63
03/30/2018	THYSSEN KRUPP ELEVATOR	Maintenance	LINDELL	\$ 259.63
<b>Total</b>				<b>\$ 1,079.46</b>
<b>HOA Fee</b>				
07/11/2017	HIGH NOON HOA	July-Sept	RUSTY RIDGE	\$ 390.00
07/11/2017	Country Garden HOA	July-Sept	CLOVER BLOSSOM	\$ 195.00
10/01/2017	HIGH NOON HOA	OCT-DEC	RUSTY RIDGE	\$ 390.00
10/01/2017	Country Garden HOA	OCT - DEC	CLOVER BLOSSOM	\$ 195.00
01/02/2018	Country Garden HOA	Jan - Mar	CLOVER BLOSSOM	\$ 165.00
01/02/2018	HIGH NOON HOA	Jan - Mar	RUSTY RIDGE	\$ 390.00
01/02/2018	EL DORADO HOA	2018 Fees	HEATHER RIDGE	\$ 120.00
<b>Total HOA Fee</b>				<b>\$ 1,845.00</b>
<b>Improvements Building</b>				
08/04/2017	PRIME AIR CONDITIONING	NEW AIR CONDITIONER	SAWYER	\$ 4,200.00
09/21/2017	PRIME AIR CONDITIONING	NEW AIR CONDITIONER	CONCORD VILLAGE	\$ 4,800.00
<b>Total</b>				<b>\$ 9,000.00</b>

AA3509  
LSN000345

**Insurance Expense**

07/04/2017 Allstate	Building and Liability Insurance	LINDELL	\$	277.08
08/04/2017 Allstate	Building and Liability Insurance	LINDELL	\$	277.08
09/07/2017 Allstate	Building and Liability Insurance	LINDELL	\$	277.08
10/04/2017 Allstate	Building and Liability Insurance	LINDELL	\$	277.08
11/04/2017 Allstate	Building and Liability Insurance	LINDELL	\$	277.12
12/04/2017 Allstate	Building and Liability Insurance	LINDELL	\$	309.83
12/26/2017 AMERICAN MODERN INS	Building and Liability Insurance	HEATHER RIDGE	\$	303.50
12/26/2017 AMERICAN MODERN INS	Building and Liability Insurance	TERRA BELLA	\$	235.00
12/26/2017 AMERICAN MODERN INS	Building and Liability Insurance	ANACONDA	\$	279.00
12/26/2017 AMERICAN MODERN INS	Building and Liability Insurance	GUADALUPE	\$	251.00
12/26/2017 AMERICAN MODERN INS	Building and Liability Insurance	CAMBRIA	\$	239.00
12/26/2017 AMERICAN MODERN INS	Building and Liability Insurance	CHURCHILL	\$	262.00
12/26/2017 AMERICAN MODERN INS	Building and Liability Insurance	SAWYER	\$	259.00
12/26/2017 AMERICAN MODERN INS	Building and Liability Insurance	CONCORD VILLAGE	\$	255.00
12/26/2017 AMERICAN MODERN INS	Building and Liability Insurance	MARNELL	\$	209.50
12/26/2017 AMERICAN MODERN INS	Building and Liability Insurance	BAXTER	\$	184.50
12/26/2017 AMERICAN MODERN INS	Building and Liability Insurance	RUSTY RIDGE	\$	262.00
12/26/2017 AMERICAN MODERN INS	Building and Liability Insurance	CLOVER BLOSSOM	\$	258.50
12/26/2017 AMERICAN MODERN INS	Building and Liability Insurance	COMPASS ROSE	\$	236.00
02/21/2018 Allstate	Building and Liability Insurance	LINDELL	\$	923.49
04/04/2018 Allstate	Building and Liability Insurance	LINDELL	\$	309.83
<b>Total Insurance Expense</b>			<b>\$</b>	<b>6,162.59</b>

**Landscaping and Groundskeeping**

08/02/2017 ABL LANDSCAPE	Landscape Maintenance	HEATHER RIDGE	\$	130.00
08/14/2017 ABL LANDSCAPE	Landscape Maintenance	BAXTER	\$	85.00
08/29/2017 ABL LANDSCAPE	Landscape Maintenance	HEATHER RIDGE	\$	65.00
08/29/2017 ABL LANDSCAPE	Landscape Maintenance	CAMBRIA	\$	65.00
10/02/2017 ABL LANDSCAPE	Landscape Maintenance	LINDELL	\$	65.00
10/02/2017 ABL LANDSCAPE	Landscape Maintenance	BAXTER	\$	60.00
10/02/2017 ABL LANDSCAPE	Landscape Maintenance	HEATHER RIDGE	\$	65.00
11/22/2017 ABL LANDSCAPE	Landscape Maintenance	HEATHER RIDGE	\$	140.00
11/22/2017 ABL LANDSCAPE	Landscape Maintenance	BAXTER	\$	80.00
<b>Total Landscaping</b>			<b>\$</b>	<b>755.00</b>

**Property Mgmt Fees**

07/11/2017 Lynita Nelson	June	All Properties	\$	2,504.63
08/22/2017 Lynita Nelson	July	All Properties	\$	2,512.13
09/15/2017 Lynita Nelson	August	All Properties	\$	2,512.13
10/15/2017 Lynita Nelson	September Fees	All Properties	\$	2,512.13
11/14/2017 Lynita Nelson	October	All Properties	\$	2,512.00
12/05/2017 Lynita Nelson	November	All Properties	\$	2,563.71
12/25/2017 Lynita Nelson	December	All Properties	\$	2,775.68
02/18/2018 Lynita Nelson	January	All Properties	\$	2,827.05
02/27/2018 Lynita Nelson	February	All Properties	\$	2,782.05
04/10/2018 Lynita Nelson	March	All Properties	\$	2,691.60



			Total Property Mgmt Fees	\$ 26,193.11
<b>Property Taxes</b>				
08/29/2017	CLARK COUNTY TREASURER	Property Taxes	RUSTY RIDGE	\$ 199.26
08/29/2017	CLARK COUNTY TREASURER	Property Taxes	CAMBRIA	\$ 142.17
08/29/2017	CLARK COUNTY TREASURER	Property Taxes	LINDELL	\$ 3,142.77
08/29/2017	CLARK COUNTY TREASURER	Property Taxes	MARNELL	\$ 105.17
08/29/2017	CLARK COUNTY TREASURER	Property Taxes	BAXTER	\$ 139.48
08/29/2017	CLARK COUNTY TREASURER	Property Taxes	CONCORD VILLAGE	\$ 170.19
08/29/2017	CLARK COUNTY TREASURER	Property Taxes	SAWYER	\$ 158.33
08/29/2017	CLARK COUNTY TREASURER	Property Taxes	CHURCHILL	\$ 140.44
08/29/2017	CLARK COUNTY TREASURER	Property Taxes	GUADALUPE	\$ 153.97
08/29/2017	CLARK COUNTY TREASURER	Property Taxes	ANACONDA	\$ 255.12
08/29/2017	CLARK COUNTY TREASURER	Property Taxes	TERRA BELLA	\$ 212.46
08/29/2017	CLARK COUNTY TREASURER	Property Taxes	CLOVER BLOSSOM	\$ 253.20
08/29/2017	CLARK COUNTY TREASURER	Property Taxes	HEATHER RIDGE	\$ 370.71
08/29/2017	CLARK COUNTY TREASURER	Property Taxes	COMPASS ROSE	\$ 220.22
11/04/2017	CLARK COUNTY TREASURER	Property Taxes	COMPASS ROSE	\$ 227.15
11/04/2017	CLARK COUNTY TREASURER	Property Taxes	HEATHER RIDGE	\$ 383.68
11/04/2017	CLARK COUNTY TREASURER	Property Taxes	TERRA BELLA	\$ 219.10
11/04/2017	CLARK COUNTY TREASURER	Property Taxes	ANACONDA	\$ 263.46
11/04/2017	CLARK COUNTY TREASURER	Property Taxes	GUADALUPE	\$ 158.28
11/04/2017	CLARK COUNTY TREASURER	Property Taxes	CAMBRIA	\$ 145.97
11/04/2017	CLARK COUNTY TREASURER	Property Taxes	CHURCHILL	\$ 144.20
11/04/2017	CLARK COUNTY TREASURER	Property Taxes	SAWYER	\$ 162.78
11/04/2017	CLARK COUNTY TREASURER	Property Taxes	CONCORD VILLAGE	\$ 175.13
11/04/2017	CLARK COUNTY TREASURER	Property Taxes	RUSTY RIDGE	\$ 205.37
11/04/2017	CLARK COUNTY TREASURER	Property Taxes	BAXTER	\$ 143.19
11/04/2017	CLARK COUNTY TREASURER	Property Taxes	MARNELL	\$ 107.49
11/04/2017	CLARK COUNTY TREASURER	Property Taxes	LINDELL	\$ 3,266.62
11/08/2017	CLARK COUNTY TREASURER	Property Taxes	CLOVER BLOSSOM	\$ 267.02
01/09/2018	CLARK COUNTY TREASURER	Property Taxes	CHURCHILL	\$ 138.65
01/09/2018	CLARK COUNTY TREASURER	Property Taxes	CAMBRIA	\$ 140.36
01/09/2018	CLARK COUNTY TREASURER	Property Taxes	GUADALUPE	\$ 152.19
01/09/2018	CLARK COUNTY TREASURER	Property Taxes	ANACONDA	\$ 253.33
01/09/2018	CLARK COUNTY TREASURER	Property Taxes	TERRA BELLA	\$ 210.67
01/09/2018	CLARK COUNTY TREASURER	Property Taxes	CLOVER BLOSSOM	\$ 251.42
01/09/2018	CLARK COUNTY TREASURER	Property Taxes	HEATHER RIDGE	\$ 368.92
01/09/2018	CLARK COUNTY TREASURER	Property Taxes	COMPASS ROSE	\$ 218.44
01/09/2018	CLARK COUNTY TREASURER	Property Taxes	RUSTY RIDGE	\$ 197.47
01/09/2018	CLARK COUNTY TREASURER	Property Taxes	LINDELL	\$ 3,140.98
01/09/2018	CLARK COUNTY TREASURER	Property Taxes	MARNELL	\$ 103.36
01/09/2018	CLARK COUNTY TREASURER	Property Taxes	BAXTER	\$ 137.68
01/09/2018	CLARK COUNTY TREASURER	Property Taxes	CONCORD VILLAGE	\$ 168.39
01/09/2018	CLARK COUNTY TREASURER	Property Taxes	SAWYER	\$ 156.52
01/09/2018	CLARK COUNTY TREASURER	Property Taxes	Admin	\$ 119.50
03/14/2018	CLARK COUNTY TREASURER	Property Taxes	CHURCHILL	\$ 138.65
03/14/2018	CLARK COUNTY TREASURER	Property Taxes	CAMBRIA	\$ 140.36

03/14/2018 CLARK COUNTY TREASURER	Property Taxes	GUADALUPE	\$	152.19
03/14/2018 CLARK COUNTY TREASURER	Property Taxes	ANACONDA	\$	253.33
03/14/2018 CLARK COUNTY TREASURER	Property Taxes	TERRA BELLA	\$	210.67
03/14/2018 CLARK COUNTY TREASURER	Property Taxes	CLOVER BLOSSOM	\$	251.42
03/14/2018 CLARK COUNTY TREASURER	Property Taxes	HEATHER RIDGE	\$	368.92
03/14/2018 CLARK COUNTY TREASURER	Property Taxes	COMPASS ROSE	\$	218.41
03/14/2018 CLARK COUNTY TREASURER	Property Taxes	RUSTY RIDGE	\$	197.47
03/14/2018 CLARK COUNTY TREASURER	Property Taxes	LINDELL	\$	3,140.98
03/14/2018 CLARK COUNTY TREASURER	Property Taxes	MARNELL	\$	103.36
03/14/2018 CLARK COUNTY TREASURER	Property Taxes	BAXTER	\$	137.68
03/14/2018 CLARK COUNTY TREASURER	Property Taxes	CONCORD VILLAGE	\$	168.39
03/14/2018 CLARK COUNTY TREASURER	Property Taxes	SAWYER	\$	156.52
03/14/2018 CLARK COUNTY TREASURER	Property Taxes	Admin	\$	119.53
Total Property Taxes			\$	23,048.69

#### Repairs and Maintenance

07/12/2017 Looking Glass Window	Clean	LINDELL	\$	140.00
08/02/2017 RANDY SCOTT	#330	LINDELL	\$	72.00
08/02/2017 RANDY SCOTT	#329	BAXTER	\$	40.00
08/02/2017 RANDY SCOTT	#328	GUADALUPE	\$	56.00
08/02/2017 RANDY SCOTT	326,327	GUADALUPE	\$	136.00
08/03/2017 Polish Pott	Pest	GUADALUPE	\$	790.00
08/04/2017 Looking Glass Window	Clean	LINDELL	\$	140.00
08/05/2017 HOME DEPOT	supplies	ANACONDA	\$	191.75
08/17/2017 PRIME AIR CONDITIONING	Repairs	CONCORD VILLAGE	\$	615.00
09/05/2017 RANDY SCOTT	Fix Toilet	TERRA BELLA	\$	48.52
09/05/2017 RANDY SCOTT	Paint Inspection	ANACONDA	\$	16.00
09/05/2017 RANDY SCOTT	check on house	BAXTER	\$	64.00
09/05/2017 RANDY SCOTT	Lindell	LINDELL	\$	283.86
09/08/2017 Looking Glass Window	Lindell	LINDELL	\$	140.00
09/09/2017 ATIS Elevator	Permit	LINDELL	\$	180.00
09/17/2017 Sun Devil Pools	8/31 Service	HEATHER RIDGE	\$	120.00
09/17/2017 Sun Devil Pools	7/31 Service	HEATHER RIDGE	\$	120.00
09/17/2017 Sun Devil Pools	Repairs	HEATHER RIDGE	\$	144.94
09/25/2017 RANDY SCOTT	Inv 332 clean up and check on	BAXTER	\$	40.00
09/25/2017 RANDY SCOTT	Inv 332 common area cleanup	LINDELL	\$	120.00
10/01/2017 Tenant Deducted	AC Exp Hotel stay	CONCORD VILLAGE	\$	344.64
10/06/2017 Looking Glass Window	Clean windows	LINDELL	\$	140.00
11/03/2017 RANDY SCOTT	# 333 Lindell misc repairs and m	LINDELL	\$	369.00
11/03/2017 RANDY SCOTT	# 333 maint visits to Baxter	BAXTER	\$	64.00
11/08/2017 Looking Glass Window	clean windows	LINDELL	\$	140.00
11/09/2017 Sun Devil Pools	Heather Ridge thru December	HEATHER RIDGE	\$	494.40
11/14/2017 Orchard Plumbing	water heater new	CLOVER BLOSSOM	\$	900.00
11/28/2017 RC WILLEY	Frig Heather	HEATHER RIDGE	\$	984.85
11/30/2017 Glass Supply	Heather Mirrors	HEATHER RIDGE	\$	106.54
12/02/2017 HOME DEPOT	Lindell parts	LINDELL	\$	66.35
12/02/2017 HOME DEPOT	Supplies	HEATHER RIDGE	\$	180.58

12/02/2017 HOME DEPOT	supplies	HEATHER RIDGE	\$	57.83
12/04/2017 RANDY SCOTT	Inv 334 Lindell grounds mainten	LINDELL	\$	297.29
12/04/2017 HOME DEPOT	repairs	HEATHER RIDGE	\$	100.32
12/04/2017 RANDY SCOTT	Repairs to rent Inv 334	HEATHER RIDGE	\$	152.00
12/05/2017 HOME DEPOT	Supplies	HEATHER RIDGE	\$	125.82
12/05/2017 HOME DEPOT	supplies	HEATHER RIDGE	\$	81.16
12/06/2017 Action Appliance Service	Repairs	HEATHER RIDGE	\$	150.00
12/07/2017 Leonard Olexsy	mirros replacement	HEATHER RIDGE	\$	225.00
12/08/2017 Action Appliance Service	Repairs	HEATHER RIDGE	\$	65.00
12/11/2017 RANDY SCOTT	repairs to rent house inv 335	HEATHER RIDGE	\$	290.00
12/12/2017 HOME DEPOT	Repairs	HEATHER RIDGE	\$	29.70
12/13/2017 M & M PAINTING	Roof and Painting repairs to rent	HEATHER RIDGE	\$	3,650.00
12/13/2017 PRIME AIR CONDITIONING	Lindell #102 wiring repair	LINDELL	\$	225.00
12/15/2017 Looking Glass Window	window cleaning offices	LINDELL	\$	200.00
12/20/2017 Looking Glass Window	windows clean	LINDELL	\$	140.00
12/22/2017 PRIME AIR CONDITIONING	Lindell #102 circuit board	LINDELL	\$	775.00
12/28/2017 AUTOTECH LOCK AND KEY	Lindell # 101	LINDELL	\$	115.00
01/08/2018 RANDY SCOTT	Parking cleanup	LINDELL	\$	208.00
01/08/2018 RANDY SCOTT	fix garage door	TERRA BELLA	\$	16.00
01/16/2018 HOME DEPOT	Supplies	LINDELL	\$	43.33
01/17/2018 Looking Glass Window	Clean	LINDELL	\$	140.00
01/24/2018 HOME DEPOT	supplies	LINDELL	\$	74.44
01/26/2018 RANDY SCOTT	Maintenance and cleanup	LINDELL	\$	275.07
02/12/2018 Orchard Plumbing	repairs to shower	HEATHER RIDGE	\$	190.00
02/16/2018 RANDY SCOTT	Parking cleanup	LINDELL	\$	208.00
02/16/2018 RANDY SCOTT	Fix garage	TERRA BELLA	\$	16.00
02/21/2018 Sun Devil Pools	Pool	HEATHER RIDGE	\$	1,073.59
02/26/2018 HOME DEPOT	Supplies	HEATHER RIDGE	\$	20.89
03/01/2018 LOWE'S	Supplies	LINDELL	\$	26.69
03/09/2018 Looking Glass Window	Clean	LINDELL	\$	140.00
03/10/2018 HOME DEPOT	Supplies	LINDELL	\$	(58.44)
03/13/2018 HOME DEPOT	Supplies	LINDELL	\$	178.09
03/15/2018 RANDY SCOTT	roof removed and clean out stor	LINDELL	\$	692.00
03/15/2018 RANDY SCOTT	toilet repairs	CLOVER BLOSSOM	\$	56.00
03/15/2018 RANDY SCOTT	Remove Trash	BAXTER	\$	40.00
03/16/2018 Looking Glass Window	clean	LINDELL	\$	140.00
03/26/2018 Orchard Plumbing	Water heater	COMPASS ROSE	\$	900.00
03/26/2018 Orchard Plumbing	Repairs	MARNELL	\$	100.00
04/16/2018 RANDY SCOTT	Maintenance and clean up	LINDELL	\$	360.00
04/16/2018 RANDY SCOTT	check on Baxter	BAXTER	\$	48.00
04/16/2018 RANDY SCOTT	clean up and tile repair	HEATHER RIDGE	\$	128.00
04/23/2018 HOME DEPOT	Supplies	TERRA BELLA	\$	214.30
04/24/2018 HOME DEPOT	Supplies	TERRA BELLA	\$	(38.16)
Total Repairs and Maintenance			\$	19,119.35

#### Storage

07/10/2017 SW Russell Road	Storage	Admin	\$	249.95
----------------------------	---------	-------	----	--------

AA3513  
LSN000349

08/10/2017 SW Russell Road	Storage	Admin	\$	249.95
09/10/2017 SW Russell Road	Storage	Admin	\$	249.95
10/10/2017 SW Russell Road	Storage	Admin	\$	249.95
11/10/2017 SW Russell Road	Storage	Admin	\$	249.95
12/11/2017 SW Russell Road	Storage	Admin	\$	249.95
01/08/2018 SW Russell Road	Storage	Admin	\$	244.95
01/11/2018 SW Russell Road	Storage	Admin	\$	249.95
02/11/2018 SW Russell Road	Storage	Admin	\$	249.95
			<b>Total Storage</b>	<b>\$ 2,244.55</b>

#### Utilities Cable

07/06/2017 Cox Cable	Internet for Building	LINDELL	\$	86.89
08/06/2017 Cox Cable	Internet for Building	LINDELL	\$	86.89
09/06/2017 Cox Cable	Internet for Building	LINDELL	\$	86.89
10/06/2017 Cox Cable	Internet for Building	LINDELL	\$	86.89
11/06/2017 Cox Cable	Internet for Building	LINDELL	\$	86.89
12/06/2017 Cox Cable	Internet for Building	LINDELL	\$	86.89
01/06/2018 Cox Cable	Internet for Building	LINDELL	\$	86.89
02/06/2018 Cox Cable	Internet for Building	LINDELL	\$	86.89
03/06/2018 Cox Cable	Internet for Building	LINDELL	\$	86.89
04/05/2018 Cox Cable	Internet for Building	LINDELL	\$	86.89
			<b>Total Utilities Cable</b>	<b>\$ 868.90</b>

#### Utilities Gas

01/03/2018 SOUTHWEST GAS	Heather		\$	34.53
			<b>Total Utilities Gas</b>	<b>\$ 34.53</b>

#### Utilities Power

07/03/2017 NV ENERGY	Lights	LINDELL	\$	50.33
07/06/2017 NV ENERGY	5/9-6/9 #103	LINDELL	\$	108.58
07/13/2017 NV ENERGY	5/19-6/21	HEATHER RIDGE	\$	243.06
08/02/2017 NV ENERGY	#103 6/9-7/11	LINDELL	\$	152.63
08/02/2017 NV ENERGY	Lights	LINDELL	\$	50.68
08/14/2017 NV ENERGY	6/21-7/20	HEATHER RIDGE	\$	335.88
08/30/2017 NV ENERGY	#103 7/11-8/9	LINDELL	\$	230.08
08/31/2017 NV ENERGY	Lights	LINDELL	\$	49.52
09/13/2017 NV ENERGY	7/20-8/21	HEATHER RIDGE	\$	229.53
10/03/2017 NV ENERGY	Lights	LINDELL	\$	53.72
10/06/2017 NV ENERGY	Lindell #103 8/9-9/11	LINDELL	\$	208.29
10/13/2017 NV ENERGY	8/21-9/20	HEATHER RIDGE	\$	106.63
10/30/2017 NV ENERGY	#103 IINDELL	LINDELL	\$	136.88
10/31/2017 NV ENERGY	Lights	LINDELL	\$	51.38
11/10/2017 NV ENERGY	Heather 9/20-10/18	HEATHER RIDGE	\$	75.58
11/30/2017 NV ENERGY	Lindell 103 10/9-11/6	LINDELL	\$	106.40
12/01/2017 NV ENERGY	Lights	LINDELL	\$	52.85
12/12/2017 NV ENERGY	Heather	HEATHER RIDGE	\$	75.34
12/26/2017 NV ENERGY	Heather	HEATHER RIDGE	\$	34.18
01/02/2018 NV ENERGY	11/6-12/7 #103	LINDELL	\$	95.02
01/03/2018 NV ENERGY	Lights	LINDELL	\$	56.60

02/01/2018 NV ENERGY	#103	LINDELL	\$	80.75
02/01/2018 NV ENERGY	Lights	LINDELL	\$	59.13
03/02/2018 NV ENERGY	#103 1/9-2/7	LINDELL	\$	74.86
03/02/2018 NV ENERGY	Lights	LINDELL	\$	56.16
03/30/2018 NV ENERGY	Lights	LINDELL	\$	54.05
03/30/2018 NV ENERGY	#103	LINDELL	\$	75.13
Total Utilities Power			\$	2,903.24

**Utilities Sewer**

07/01/2017 CITY OF LAS VEGAS	Sewer	CHURCHILL	\$	62.22
07/01/2017 CITY OF LAS VEGAS	Sewer	CONCORD VILLAGE	\$	62.22
07/01/2017 CITY OF LAS VEGAS	Sewer	GUADALUPE	\$	62.22
07/18/2017 City of North Las Vegas	Sewer	HEATHER RIDGE	\$	246.19
07/24/2017 Clark County Water Reclamation	Sewer	MARNELL	\$	225.09
07/24/2017 CITY OF LAS VEGAS	Sewer	ANACONDA	\$	68.44
07/24/2017 CITY OF LAS VEGAS	Sewer	CAMBRIA	\$	62.22
07/24/2017 CITY OF LAS VEGAS	Sewer	COMPASS ROSE	\$	62.22
07/24/2017 Clark County Water Reclamation	Sewer	LINDELL	\$	601.01
08/14/2017 City of North Las Vegas	Sewer	HEATHER RIDGE	\$	145.83
09/01/2017 CITY OF LAS VEGAS	Sewer	BAXTER	\$	62.22
09/01/2017 CITY OF LAS VEGAS	Sewer	TERRA BELLA	\$	62.22
09/01/2017 CITY OF LAS VEGAS	Sewer	SAWYER	\$	62.22
09/17/2017 City of North Las Vegas	Sewer	HEATHER RIDGE	\$	165.81
10/04/2017 CITY OF LAS VEGAS	Sewer	GUADALUPE	\$	62.22
10/09/2017 City of North Las Vegas	Sewer	HEATHER RIDGE	\$	204.27
10/10/2017 CITY OF LAS VEGAS	Sewer	CHURCHILL	\$	62.22
10/10/2017 CITY OF LAS VEGAS	Sewer	CONCORD VILLAGE	\$	62.22
11/02/2017 Clark County Water Reclamation	Sewer	LINDELL	\$	600.92
11/07/2017 CITY OF LAS VEGAS	Sewer	COMPASS ROSE	\$	62.22
11/07/2017 CITY OF LAS VEGAS	Sewer	ANACONDA	\$	68.44
11/07/2017 CITY OF LAS VEGAS	Sewer	CAMBRIA	\$	62.22
11/22/2017 CITY OF LAS VEGAS	Sewer	HEATHER RIDGE	\$	159.73
12/04/2017 CITY OF LAS VEGAS	Sewer	TERRA BELLA	\$	62.22
12/04/2017 CITY OF LAS VEGAS	Sewer	SAWYER	\$	62.22
12/04/2017 CITY OF LAS VEGAS	Sewer	BAXTER	\$	62.22
12/28/2017 CITY OF LAS VEGAS	Sewer	HEATHER RIDGE	\$	159.82
12/31/2017 CITY OF LAS VEGAS	Sewer	GUADALUPE	\$	63.03
12/31/2017 CITY OF LAS VEGAS	Sewer	CHURCHILL	\$	63.03
12/31/2017 CITY OF LAS VEGAS	Sewer	CONCORD VILLAGE	\$	63.03
01/22/2018 City of North Las Vegas	Sewer	HEATHER RIDGE	\$	143.98
01/30/2018 Clark County Water Reclamation	Sewer	LINDELL	\$	600.92
02/01/2018 CITY OF LAS VEGAS	Sewer	ANACONDA	\$	63.03
02/01/2018 CITY OF LAS VEGAS	Sewer	COMPASS ROSE	\$	69.33
02/01/2018 CITY OF LAS VEGAS	Sewer	CAMBRIA	\$	63.03
02/22/2018 City of North Las Vegas	Sewer	HEATHER RIDGE	\$	89.41
03/01/2018 CITY OF LAS VEGAS	Sewer	BAXTER	\$	63.03
03/01/2018 CITY OF LAS VEGAS	Sewer	TERRA BELLA	\$	63.03

03/01/2018 CITY OF LAS VEGAS	Sewer	SAWYER	\$	63.03
03/01/2018 CITY OF LAS VEGAS	Sewer	Pebble	\$	63.03
03/20/2018 City of North Las Vegas	Sewer	HEATHER RIDGE	\$	89.77
04/01/2018 CITY OF LAS VEGAS	Sewer	CHURCHILL	\$	63.03
04/01/2018 CITY OF LAS VEGAS	Sewer	CONCORD VILLAGE	\$	63.03
04/01/2018 CITY OF LAS VEGAS	Sewer	GUADALUPE	\$	63.03
04/20/2018 City of North Las Vegas	Sewer	HEATHER RIDGE	\$	81.29
Total Utilities Sewer			\$	5,472.13

**Utilities Trash Service**

07/21/2017 REPUBLIC SERVICES	Trash	MARNELL	\$	43.62
07/21/2017 REPUBLIC SERVICES	Trash	LINDELL	\$	1,384.22
08/20/2017 REPUBLIC SERVICES	Trash	LINDELL	\$	16.89
09/20/2017 REPUBLIC SERVICES	Trash	COMPASS ROSE	\$	43.76
09/20/2017 REPUBLIC SERVICES	Trash	CONCORD VILLAGE	\$	43.76
09/20/2017 REPUBLIC SERVICES	Trash	ANACONDA	\$	43.76
09/20/2017 REPUBLIC SERVICES	Trash	BAXTER	\$	43.76
09/20/2017 REPUBLIC SERVICES	Trash	CAMBRIA	\$	43.76
09/20/2017 REPUBLIC SERVICES	Trash	CHURCHILL	\$	43.76
09/20/2017 REPUBLIC SERVICES	Trash	GUADALUPE	\$	43.76
09/20/2017 REPUBLIC SERVICES	Trash	SAWYER	\$	43.76
09/20/2017 REPUBLIC SERVICES	Trash	TERRA BELLA	\$	43.76
10/21/2017 REPUBLIC SERVICES	Trash	LINDELL	\$	1,391.64
10/21/2017 REPUBLIC SERVICES	Trash	MARNELL	\$	43.62
12/21/2017 REPUBLIC SERVICES	Trash	ANACONDA	\$	43.76
12/21/2017 REPUBLIC SERVICES	Trash	BAXTER	\$	43.76
12/21/2017 REPUBLIC SERVICES	Trash	CAMBRIA	\$	43.76
12/21/2017 REPUBLIC SERVICES	Trash	CHURCHILL	\$	43.76
12/21/2017 REPUBLIC SERVICES	Trash	COMPASS ROSE	\$	43.76
12/21/2017 REPUBLIC SERVICES	Trash	CONCORD VILLAGE	\$	43.76
12/21/2017 REPUBLIC SERVICES	Trash	GUADALUPE	\$	43.76
12/21/2017 REPUBLIC SERVICES	Trash	SAWYER	\$	43.76
12/21/2017 REPUBLIC SERVICES	Trash	TERRA BELLA	\$	43.76
01/21/2018 REPUBLIC SERVICES	Trash	LINDELL	\$	1,391.64
01/21/2018 REPUBLIC SERVICES	Trash	MARNELL	\$	43.62
03/20/2018 REPUBLIC SERVICES	Trash	COMPASS ROSE	\$	43.76
03/20/2018 REPUBLIC SERVICES	Trash	CONCORD VILLAGE	\$	43.76
03/20/2018 REPUBLIC SERVICES	Trash	ANACONDA	\$	43.76
03/20/2018 REPUBLIC SERVICES	Trash	BAXTER	\$	43.76
03/20/2018 REPUBLIC SERVICES	Trash	GUADALUPE	\$	43.76
03/20/2018 REPUBLIC SERVICES	Trash	SAWYER	\$	43.76
03/20/2018 REPUBLIC SERVICES	Trash	TERRA BELLA	\$	43.76
03/20/2018 REPUBLIC SERVICES	Trash	CAMBRIA	\$	43.76
03/20/2018 REPUBLIC SERVICES	Trash	CHURCHILL	\$	43.76
04/21/2018 REPUBLIC SERVICES	Trash	LINDELL	\$	1,391.64
04/21/2018 REPUBLIC SERVICES	Trash	MARNELL	\$	43.62
Total Utilities Trash Service			\$	6,932.03

**Utilities Water**

07/10/2017	LAS VEGAS VALLEY WATER DISTF Water	LINDELL	\$	268.35
08/07/2017	LAS VEGAS VALLEY WATER DISTF Water	LINDELL	\$	307.79
09/11/2017	LAS VEGAS VALLEY WATER DISTF Water	LINDELL	\$	251.35
10/06/2017	LAS VEGAS VALLEY WATER DISTF Water	LINDELL	\$	264.92
11/06/2017	LAS VEGAS VALLEY WATER DISTF Water	LINDELL	\$	237.78
12/04/2017	LAS VEGAS VALLEY WATER DISTF Water	LINDELL	\$	271.51
01/08/2018	LAS VEGAS VALLEY WATER DISTF Water	LINDELL	\$	237.65
02/05/2018	LAS VEGAS VALLEY WATER DISTF Water	LINDELL	\$	275.41
03/12/2018	LAS VEGAS VALLEY WATER DISTF Water	LINDELL	\$	258.93
04/09/2018	LAS VEGAS VALLEY WATER DISTF Water	LINDELL	\$	244.92
				<hr/>
Total Utilities Water			\$	2,618.61
				<hr/>
Total Property Lindell & Hou			\$	109,939.94

09/17/2017 Bookkeeping Fees

Total Accounting Expense \$ 3,585.00

**Automobile Expense**

07/27/2017	Lease Payments	Auto	\$	14,720.80
12/28/2017	Allstate Insurance	Auto Insurance	\$	3,851.45
03/09/2018	Gas, Repairs and Maintenance		\$	2,718.24
				<hr/>
Total Automobile Expense			\$	21,290.49

**Legal**

07/17/2017	Dickerson Law Group	Legal	\$	45,000.00
				<hr/>
Total Legal			\$	45,000.00

**Telephone Expense**

07/14/2017	AT \$ T	Cell Phone	Total Telephone Expense	\$	2,069.62
					<hr/>
					\$ 2,069.62

**Total** \$ 178,300.05



**LSN RENTAL INCOME**  
**July 1, 2017 - April 30, 2018**

**5/21/2018**

<b>DATE</b>	<b>RENT</b>	<b>PROPERTY NAME</b>	<b>AMOUNT PAID</b>	
07/01/2017	RENT	ANACONDA	\$ 1,150.00	
08/01/2017	RENT	ANACONDA	\$ 1,150.00	
09/01/2017	RENT	ANACONDA	\$ 1,150.00	
10/01/2017	RENT	ANACONDA	\$ 1,150.00	
11/01/2017	RENT	ANACONDA	\$ 1,150.00	
12/01/2017	RENT	ANACONDA	\$ 1,150.00	
01/01/2018	RENT	ANACONDA	\$ 1,150.00	
02/01/2018	RENT	ANACONDA	\$ 1,150.00	
03/01/2018	RENT	ANACONDA	\$ 1,150.00	
04/01/2018	RENT	ANACONDA	\$ 1,150.00	\$ 11,500.00
07/01/2017	RENT	CAMBRIA	\$ 925.00	
08/01/2017	RENT	CAMBRIA	\$ 925.00	
09/01/2017	RENT	CAMBRIA	\$ 925.00	
10/01/2017	RENT	CAMBRIA	\$ 925.00	
11/01/2017	RENT	CAMBRIA	\$ 925.00	
12/01/2017	RENT	CAMBRIA	\$ 925.00	
01/01/2018	RENT	CAMBRIA	\$ 925.00	
02/01/2018	RENT	CAMBRIA	\$ 925.00	
03/01/2018	RENT	CAMBRIA	\$ 925.00	
04/01/2018	RENT	CAMBRIA	\$ 925.00	\$ 9,250.00
07/01/2017	RENT	CHURCHILL	\$ 1,050.00	
08/01/2017	RENT	CHURCHILL	\$ 1,050.00	
09/01/2017	RENT	CHURCHILL	\$ 1,050.00	
10/01/2017	RENT	CHURCHILL	\$ 1,050.00	
11/01/2017	RENT	CHURCHILL	\$ 1,050.00	
12/01/2017	RENT	CHURCHILL	\$ 1,050.00	
01/01/2018	RENT	CHURCHILL	\$ 1,050.00	
02/01/2018	RENT	CHURCHILL	\$ 1,050.00	
03/01/2018	RENT	CHURCHILL	\$ 1,050.00	
04/01/2018	RENT	CHURCHILL	\$ 1,050.00	\$ 10,500.00
07/01/2017	RENT	CLOVER BLOSSOM	\$ 1,000.00	
08/01/2017	RENT	CLOVER BLOSSOM	\$ 1,000.00	
09/01/2017	RENT	CLOVER BLOSSOM	\$ 1,000.00	
10/01/2017	RENT	CLOVER BLOSSOM	\$ 1,000.00	
11/01/2017	RENT	CLOVER BLOSSOM	\$ 1,000.00	
12/01/2017	RENT	CLOVER BLOSSOM	\$ 1,000.00	
01/01/2018	RENT	CLOVER BLOSSOM	\$ 1,000.00	
02/01/2018	RENT	CLOVER BLOSSOM	\$ 1,000.00	
03/01/2018	RENT	CLOVER BLOSSOM	\$ 1,000.00	
04/01/2018	RENT	CLOVER BLOSSOM	\$ 1,000.00	\$ 10,000.00
07/01/2017	RENT	COMPASS ROSE	\$ 1,000.00	
08/01/2017	RENT	COMPASS ROSE	\$ 1,000.00	
09/01/2017	RENT	COMPASS ROSE	\$ 1,000.00	
10/01/2017	RENT	COMPASS ROSE	\$ 1,000.00	

**AA3518**

**LSN000354**



11/01/2017	RENT	COMPASS ROSE	\$	1,000.00		
12/01/2017	RENT	COMPASS ROSE	\$	1,000.00		
01/01/2018	RENT	COMPASS ROSE	\$	1,000.00		
02/01/2018	RENT	COMPASS ROSE	\$	1,000.00		
03/01/2018	RENT	COMPASS ROSE	\$	1,000.00		
04/01/2018	RENT	COMPASS ROSE	\$	1,000.00	\$	10,000.00

07/01/2017	RENT	CONCORD VILLAGE	\$	975.00		
08/01/2017	RENT	CONCORD VILLAGE	\$	975.00		
09/01/2017	RENT	CONCORD VILLAGE	\$	975.00		
10/01/2017	RENT	CONCORD VILLAGE	\$	975.00		
11/01/2017	RENT	CONCORD VILLAGE	\$	975.00		
12/01/2017	RENT	CONCORD VILLAGE	\$	975.00		
01/01/2018	RENT	CONCORD VILLAGE	\$	1,000.00		
02/01/2018	RENT	CONCORD VILLAGE	\$	1,000.00		
03/01/2018	RENT	CONCORD VILLAGE	\$	1,000.00		
04/01/2018	RENT	CONCORD VILLAGE	\$	1,000.00	\$	9,850.00

07/01/2017	RENT	GUADALUPE	\$	-		
08/01/2017	RENT	GUADALUPE	\$	850.00		
09/01/2017	RENT	GUADALUPE	\$	850.00		
10/01/2017	RENT	GUADALUPE	\$	850.00		
11/01/2017	RENT	GUADALUPE	\$	850.00		
12/01/2017	RENT	GUADALUPE	\$	850.00		
01/01/2018	RENT	GUADALUPE	\$	850.00		
02/01/2018	RENT	GUADALUPE	\$	850.00		
03/01/2018	RENT	GUADALUPE	\$	850.00		
04/01/2018	RENT	GUADALUPE	\$	850.00	\$	7,650.00

07/01/2017	Vacant	HEATHER RIDGE	\$	-		
08/01/2017	Vacant	HEATHER RIDGE	\$	-		
09/01/2017	Vacant	HEATHER RIDGE	\$	-		
10/01/2017	Vacant	HEATHER RIDGE	\$	-		
11/01/2017	Vacant	HEATHER RIDGE	\$	-		
11/22/2017	Vacant	HEATHER RIDGE	\$	-		
12/01/2017	Rent 12/1/17-5/31/2018	HEATHER RIDGE	\$	10,190.00	\$	10,190.00

07/01/2017	#101	LINDELL	\$	1,102.50		
07/01/2017	#102	LINDELL	\$	616.00		
07/01/2017	#103	LINDELL	\$	340.00		
07/01/2017	#104	LINDELL	\$	480.00		
07/01/2017	#106	LINDELL	\$	310.00		
07/01/2017	#107	LINDELL	\$	1,064.00		
07/01/2017	#108	LINDELL	\$	2,160.00		
08/01/2017	#101	LINDELL	\$	1,102.50		
08/01/2017	#102	LINDELL	\$	616.00		
08/01/2017	#103	LINDELL	\$	310.00		
08/01/2017	#106	LINDELL	\$	480.00		
08/01/2017	#107	LINDELL	\$	1,064.00		
08/01/2017	#108	LINDELL	\$	2,160.00		

AA3519  
LSN000355

08/04/2017	#103	LINDELL	\$	340.00	
09/01/2017	#101	LINDELL	\$	1,102.50	
09/01/2017	#102	LINDELL	\$	616.00	
09/01/2017	#103	LINDELL	\$	310.00	
09/01/2017	#103	LINDELL	\$	340.00	
09/01/2017	#107	LINDELL	\$	1,064.00	
09/01/2017	#108	LINDELL	\$	2,160.00	
09/01/2017	#106	LINDELL	\$	480.00	
10/01/2017	#101	LINDELL	\$	1,102.50	
10/01/2017	#102	LINDELL	\$	616.00	
10/01/2017	#103	LINDELL	\$	310.00	
10/01/2017	#103	LINDELL	\$	340.00	
10/01/2017	#106	LINDELL	\$	528.00	
10/01/2017	#107	LINDELL	\$	1,064.00	
10/01/2017	#108	LINDELL	\$	2,160.00	
11/01/2017	#101	LINDELL	\$	1,102.50	
11/01/2017	#102	LINDELL	\$	616.00	
11/01/2017	#103	LINDELL	\$	310.00	
11/01/2017	#103	LINDELL	\$	340.00	
11/01/2017	#107	LINDELL	\$	1,286.00	
11/01/2017	#108	LINDELL	\$	2,185.00	
11/29/2017	#106 Nov	LINDELL	\$	480.00	
11/29/2017	#106 (includes Late fee \$48.00)	LINDELL	\$	528.00	
12/01/2017	#101 2018 rent for year	LINDELL	\$	14,880.00	
12/01/2017	#101	LINDELL	\$	1,102.50	
12/01/2017	#102	LINDELL	\$	616.00	
12/01/2017	#103	LINDELL	\$	340.00	
12/01/2017	#107	LINDELL	\$	1,286.00	
12/01/2017	#108	LINDELL	\$	2,185.00	
01/01/2018	#102	LINDELL	\$	616.00	
01/01/2018	#103	LINDELL	\$	340.00	
01/01/2018	#106	LINDELL	\$	480.00	
01/01/2018	#107	LINDELL	\$	1,286.00	
01/01/2018	#108	LINDELL	\$	2,455.00	
02/01/2018	#102	LINDELL	\$	616.00	
02/01/2018	#103	LINDELL	\$	340.00	
02/01/2018	#106	LINDELL	\$	480.00	
02/01/2018	#107	LINDELL	\$	1,286.00	
02/01/2018	#108	LINDELL	\$	2,465.00	
03/01/2018	#103	LINDELL	\$	340.00	
03/01/2018	#106	LINDELL	\$	528.00	
03/01/2018	#107	LINDELL	\$	1,286.00	
03/01/2018	#108	LINDELL	\$	2,430.00	
04/01/2018	#102	LINDELL	\$	616.00	
04/01/2018	#103	LINDELL	\$	340.00	
04/01/2018	#106	LINDELL	\$	480.00	
04/01/2018	#107	LINDELL	\$	1,236.00	
04/30/2018	#108	LINDELL	\$	2,430.00	\$ 71,645.00

07/01/2017	RENT	MARNELL	\$	850.00	
------------	------	---------	----	--------	--

AA3520  
LSN000356

08/01/2017	RENT	MARNELL	\$	850.00	
09/01/2017	RENT	MARNELL	\$	850.00	
10/01/2017	RENT	MARNELL	\$	850.00	
11/01/2017	RENT	MARNELL	\$	850.00	
12/01/2017	RENT	MARNELL	\$	960.00	
01/01/2018	RENT	MARNELL	\$	850.00	
02/01/2018	RENT	MARNELL	\$	850.00	
03/01/2018	RENT	MARNELL	\$	850.00	
04/01/2018	RENT	MARNELL	\$	850.00	\$ 8,610.00

07/01/2017	RENT	RUSTY RIDGE	\$	950.00	
08/01/2017	RENT	RUSTY RIDGE	\$	950.00	
09/01/2017	RENT	RUSTY RIDGE	\$	950.00	
10/01/2017	RENT	RUSTY RIDGE	\$	950.00	
11/01/2017	RENT	RUSTY RIDGE	\$	950.00	
12/01/2017	RENT	RUSTY RIDGE	\$	950.00	
01/01/2018	RENT	RUSTY RIDGE	\$	950.00	
02/01/2018	RENT	RUSTY RIDGE	\$	950.00	
03/01/2018	RENT	RUSTY RIDGE	\$	950.00	
04/01/2018	RENT	RUSTY RIDGE	\$	950.00	\$ 9,500.00

07/01/2017	RENT	SAWYER	\$	900.00	
08/01/2017	RENT	SAWYER	\$	900.00	
09/01/2017	RENT	SAWYER	\$	900.00	
10/01/2017	RENT	SAWYER	\$	900.00	
11/01/2017	RENT	SAWYER	\$	900.00	
12/01/2017	RENT	SAWYER	\$	900.00	
01/01/2018	RENT	SAWYER	\$	900.00	
02/01/2018	RENT	SAWYER	\$	900.00	
03/01/2018	RENT	SAWYER	\$	900.00	
04/01/2018	RENT	SAWYER	\$	900.00	\$ 9,000.00

07/01/2017	RENT	TERRA BELLA	\$	1,025.00	
08/01/2017	RENT	TERRA BELLA	\$	1,025.00	
09/01/2017	RENT	TERRA BELLA	\$	1,025.00	
10/01/2017	RENT	TERRA BELLA	\$	1,025.00	
11/01/2017	RENT	TERRA BELLA	\$	1,025.00	
12/01/2017	RENT	TERRA BELLA	\$	1,025.00	
01/01/2018	RENT	TERRA BELLA	\$	1,025.00	
02/01/2018	RENT	TERRA BELLA	\$	1,025.00	
03/01/2018	RENT	TERRA BELLA	\$	1,025.00	
04/01/2018	RENT	TERRA BELLA	\$	1,025.00	\$ 10,250.00

TOTAL RENT IN \$	187,945.00
------------------	------------

# EXHIBIT 6

# EXHIBIT 6

**DISC**

THE DICKERSON KARACSONYI LAW GROUP

ROBERT P. DICKERSON, ESQ.

Nevada Bar No. 000945

JOSEF M. KARACSONYI, ESQ.

Nevada Bar No. 010634

YASNAI C. RODRIGUEZ-ZAMAN, ESQ.

Nevada Bar No. 014605

1745 Village Center Circle

Las Vegas, Nevada 89134

Telephone: (702) 388-8600

Facsimile: (702) 388-0210

Email: info@thedklawgroup.com

Attorneys for Lynita Sue Nelson

EIGHTH JUDICIAL DISTRICT COURT  
FAMILY DIVISION

CLARK COUNTY, NEVADA

ERIC L. NELSON,

Plaintiff/Counterdefendant,

v.

LYNITA SUE NELSON,

MATT KLABACKA,

as Distribution Trustee of the  
ERIC L. NELSON NEVADA TRUST  
dated May 30, 2001,

Defendants/Counterclaimants.

MATT KLABACKA, as Distribution  
Trustee of the ERIC L. NELSON  
NEVADA TRUST dated  
May 30, 2001,

Crossclaimant,

v.

LYNITA SUE NELSON, Individually  
and as Investment Trustee of the LSN  
NEVADA TRUST, dated  
May 30, 2011, and ERIC NELSON,

Cross-Defendants.

CASE NO. D-09-411537-D  
DEPT NO. O

1 DEFENDANT, LYNITA SUE NELSON'S, NINTH POST APPEAL  
2 DISCLOSURE OF DOCUMENTS

3 TO: ERIC L. NELSON, Plaintiff;

4 TO: MICHELLE HAUSER, ESQ., of DAWNSON & LORDAHL, PLLC,  
Attorney for Plaintiff, ERIC L. NELSON;

5 TO: MATT KLABACKA, as Distribution Trustee of the ERIC L.  
NELSON NEVADA TRUST dated May 30, 2001, Defendant; and

6 TO: JEFFREY P. LUSZECK, ESQ., of SOLOMON DWIGGINS &  
7 FREER, LTD., Attorney for Defendant, MATT KLABACKA, as  
Distribution Trustee of the ERIC L. NELSON NEVADA TRUST  
8 dated May 30, 2001:

9 COMES NOW the Defendant and Cross-Defendant, LYNITA SUE  
10 NELSON ("Lynita"), by and through her attorneys, ROBERT P.  
11 DICKERSON, ESQ., JOSEF M. KARACSONYI, ESQ., and YASNAI C.  
12 RODRIGUEZ-ZAMAN, ESQ., of THE DICKERSON KARACSONYI  
13 LAW GROUP, and hereby submits the following documents to all parties  
14 of record:

15 1. Lindell Office Lease and Lease Rider Additions dated  
16 December 31, 2020, between the LSN Nevada Trust and Elite AV, LLC,  
17 Bates Nos. LSN000456-LSN000494.

18 2. Lindell Office Lease and Lease Rider Additions dated  
19 December 31, 2020, between the LSN Nevada Trust and 3D Bio, LLC,  
20 Bates Nos. LSN000495-LSN000516.

21 3. Lindell Lease Addendum dated February 19, 2021, between the  
22 LSN Nevada Trust and 3D Bio, LLC, Bates No. LSN000517.

23 4. Lindell Office Lease dated March 20, 2017, between the LSN  
24 Nevada Trust and Integers, LLC, Bates Nos. LSN000518-LSN000535.

25 5. Lindell Office Lease Addendum dated March 25, 2017,  
26 between the LSN Nevada Trust and Integers, LLC, Bates No.  
27 LSN000536.

28 . . .

1           6.     Lindell Office Lease Addendum dated May 30, 2019, between  
2 the LSN Nevada Trust and Integers, LLC, Bates No. LSN000537.

3           7.     Lindell Office Lease Addendum dated May 12, 2020, between  
4 the LSN Nevada Trust and Integers, LLC, Bates No. LSN000538.

5           8.     Lindell Office Lease Addendum dated December 30, 2020,  
6 between the LSN Nevada Trust and Integers, LLC, Bates No.  
7 LSN000539.

8           9.     Lindell Office Lease Rider Additions between the LSN Nevada  
9 Trust and Integers, LLC, Bates No. LSN000540.

10          10.    Lindell Office Lease and Lease Rider Additions dated  
11 September 28, 2016, between the LSN Nevada Trust and Peter Fiala,  
12 Bates Nos. LSN000541-LSN000560.

13          11.    Lindell Office Lease Rider Additions dated November 5, 2017,  
14 between the LSN Nevada Trust and Peter Fiala, Bates Nos. LSN000561-  
15 LSN000564.

16          12.    Lindell Office Lease Addendum dated November 23, 2018,  
17 between the LSN Nevada Trust and Peter Fiala, Bates Nos. LSN000565-  
18 LSN000566.

19          13.    Lindell Office Lease Addendum dated January 25, 2021,  
20 between the LSN Nevada Trust and Peter Fiala, Bates Nos. LSN000567-  
21 LSN000568.

22          14.    Lindell Office Lease Rider Additions dated February 15, 2021,  
23 between the LSN Nevada Trust and Peter Fiala, Bates No. LSN000569-  
24 LSN000572.

25          15.    Lindell Office Lease dated January 12, 2021, between the LSN  
26 Nevada Trust and Eric Nelson as Investment Trustee of the Eric L. Nelson  
27 Nevada Trust, Bates Nos. LSN000573-LSN000590.

28    ...

16. Lindell Office Lease Rider Additions dated January 12, 2021, between the LSN Nevada Trust and Eric Nelson as Investment Trustee of the Eric L. Nelson Nevada Trust, Bates Nos. LSN000591-LSN000594.

17. Lindell Office Property Expenses for the period October 1, 2019 through December 31, 2020, Bates Nos. LSN000595-LSN000596.

18. Lindell Office Rental Income for the period October 1, 2019 through December 31, 2020, Bates Nos. LSN000597-LSN000598.

DATED this 1<sup>st</sup> day of March, 2021.

THE DICKERSON KARACSONYI  
LAW GROUP

*[Signature]*

JOSEF M. KARACSONYI, ESQ.  
Nevada Bar No. 010634  
YASNAI RODRIGUEZ-ZAMAN, ESQ.  
Nevada Bar No. 014605  
1745 Village Center Circle  
Las Vegas, Nevada 89134  
Attorneys for Lynita Sue Nelson



1 CERTIFICATE OF SERVICE

2 Pursuant to NRCP 5(b), I certify that I am an employee of THE  
3 DICKERSON KARACSONYI LAW GROUP, and that on this 1<sup>st</sup> day  
4 of March, 2021, I caused the above foregoing document entitled,  
5 DEFENDANT, LYNITA SUE NELSON'S, NINTH POST APPEAL  
6 DISCLOSURE OF DOCUMENTS, to be served as follows:

- 7 [X] pursuant to NEFCR 9, NRCP 5(b)(2)(E) and Administrative  
8 Order 14-2 captioned "In the Administrative Matter of  
9 Mandatory Electronic Service in the Eighth Judicial District  
10 Court," by mandatory electronic service through the Eighth  
11 Judicial District Court's electronic filing system;  
12 [ ] pursuant to NRCP 5(b)(2)(c), by placing same to be deposited  
13 for mailing in the United States Mail, in a sealed envelope  
14 upon which first class postage was prepaid in Las Vegas,  
15 Nevada;  
16 [ ] pursuant to NRCP 5(b)(2)(F), to be sent via facsimile, by duly  
17 executed consent for service by electronic means;  
18 [ ] pursuant to NRCP 5(b)(2)(A), by hand-delivery with signed  
19 Receipt of Copy.

20 To the attorney(s) and/or parties listed below at the address, email  
21 address, and/or facsimile number indicated below:

22 MARK A. SOLOMON, ESQ.  
23 JEFFREY P. LUSZECK, ESQ.  
24 SOLOMON DWIGGINS & FREER, LTD.  
25 9060 West Cheyenne Avenue  
26 Las Vegas, Nevada 89129

27 [msolomon@sdfnvlaw.com](mailto:msolomon@sdfnvlaw.com)

28 [jluszeck@sdfnvlaw.com](mailto:jluszeck@sdfnvlaw.com)

Attorneys for Matt Klabacka, Distribution Trustee of the ELN Trust

MICHELLE HAUSER, ESQ.  
DAWSON LORDAHL, PLLC  
8925 West Post Road, Suite 210  
Las Vegas, Nevada 89148

[Mhauser@dlnevadalaw.com](mailto:Mhauser@dlnevadalaw.com)

Attorney for Eric L. Nelson



An employee of The Dickerson Karacsonyi Law Group

**3611 LINDELL ROAD**  
**Property Expenses**  
October 1, 2019 - December 31, 2020

Expense Category	Date Paid	Vendor Name	Description	Amount Paid
Insurance Property Lindell	10/09/2019	Allstate Insurance	12/4/2018 - 12/4/2019	\$ 450.50
	11/06/2019	Allstate Insurance	12/4/2018 - 12/4/2019	\$ 450.50
	12/05/2019	Allstate Insurance	12/4/19 -12/4/2020	\$ 469.00
	01/08/2020	Allstate Insurance	12/4/19 -12/4/2020	\$ 469.00
	02/05/2020	Allstate Insurance	12/4/19 -12/4/2020	\$ 469.00
	03/05/2020	Allstate Insurance	12/4/19 -12/4/2020	\$ 469.00
	04/08/2020	Allstate Insurance	12/4/19 -12/4/2020	\$ 469.00
	05/10/2020	Allstate Insurance	12/4/19 -12/4/2020	\$ 469.00
	06/05/2020	Allstate Insurance	12/4/19 -12/4/2020	\$ 469.00
	07/09/2020	Allstate Insurance	12/4/19 -12/4/2020	\$ 469.00
	08/05/2020	Allstate Insurance	12/4/19 -12/4/2020	\$ 469.00
	09/10/2020	Allstate Insurance	12/4/19 -12/4/2020	\$ 469.00
	10/02/2020	Allstate Insurance	12/4/19 -12/4/2020	\$ 463.00
	11/05/2020	Allstate Insurance	12/4/19 -12/4/2020	\$ 469.00
	12/04/2020	Allstate Insurance	12/4/20-12/4/2021 property Ins	\$ 529.08
<b>Total Insurance Property Lindell</b>				<b>\$ 7,052.08</b>
Property Taxes - Lindell	12/20/2019	Clark County Treasurer	2019-2020 2nd Installment	\$ 3,645.32
	01/16/2020	Clark County Treasurer	2019-2020 3rd Installment	\$ 3,505.12
	03/27/2020	Clark County Treasurer	2019-2020 4th Installment	\$ 3,653.50
	08/20/2020	Clark County Treasurer	2020-2021 1st installment	\$ 3,742.42
	10/09/2020	Clark County Treasurer	2020-2021 2nd installment	\$ 3,739.96
<b>Total Property Taxes - Lindell</b>				<b>\$ 18,286.32</b>
Repairs and Maintenance Lindell	10/01/2019	Thyssenkrupp Elevator	Elevator Maintenance Quarterly	\$ 268.17
	12/04/2019	Randy Scott	Inv 530 9/2-12/2 Maintenance	\$ 328.00
	12/31/2019	Thyssenkrupp Elevator	Elevator Maintenance Quarterly	\$ 276.97
	01/21/2020	Randy Scott	Inv 534, #102 Blinds, common area maintence	\$ 272.00
	03/19/2020	Home Air Conditioning	replace blower unit 101	\$ 950.00
	04/17/2020	Thyssenkrupp Elevator	Elevator Maintenance Quarterly	\$ 276.96
	07/27/2020	Randy Scott	Inv 549 - 3/1-6/25/20 common area maintenance	\$ 360.00
	08/21/2020	Home Air Conditioning	Unit #101 AC repair	\$ 235.00
	10/12/2020	Randy Scott	INV 554, common area maintenance	\$ 48.00
	10/12/2020	Randy Scott	INV 552, common area maintenance, replace locks	\$ 364.07
	12/22/2020	Mario Cueller	Unit # 101,locate bad smell	\$ 100.00
	12/28/2020	A.A. Cassaro Plumbing	#101 sewer gas odor	\$ 217.26
	12/28/2020	A.A. Cassaro Plumbing	#101 Smoke Test	\$ 459.00
<b>Total Repairs and Maintenance Lindell</b>				<b>\$ 4,155.43</b>
Utilities Lindell Sewer	12/16/2019	Clark county Reclamation	Sewer 7/1-6/20 quarterly	\$ 617.33
	05/06/2020	Clark county Reclamation	7/1-6/30/20 Paid in full	\$ 1,357.32
	07/23/2020	Clark county Reclamation	Sewer July 1,2020 ~June 30, 2021	\$ 617.34
	10/12/2020	Clark county Reclamation	Sewer July 1,2020 ~June 30, 2021	\$ 617.33
<b>Total Sewer</b>				<b>\$ 3,209.32</b>
Water	10/07/2019	Las Vegas Valley Water	Common area Water	\$ 271.91
	11/04/2019	Las Vegas Valley Water	Common area Water	\$ 229.51
	12/09/2019	Las Vegas Valley Water	Common area Water	\$ 243.76
	01/06/2020	Las Vegas Valley Water	Common area Water	\$ 247.19
	02/10/2020	Las Vegas Valley Water	Common area Water	\$ 283.07

**AA3528**

	03/09/2020	Las Vegas Valley Water	Common area Water	\$	245.66
	04/13/2020	Las Vegas Valley Water	Common area Water	\$	283.16
	05/11/2020	Las Vegas Valley Water	Common area Water	\$	243.81
	06/08/2020	Las Vegas Valley Water	Common area Water	\$	242.27
	07/03/2020	Las Vegas Valley Water	Common area Water	\$	254.88
	08/10/2020	Las Vegas Valley Water	Common area Water	\$	314.23
	09/15/2020	Las Vegas Valley Water	Common area Water	\$	300.23
	10/09/2020	Las Vegas Valley Water	Common area Water	\$	352.46
	11/09/2020	Las Vegas Valley Water	Common area Water	\$	265.95
	12/07/2020	Las Vegas Valley Water	Common area Water	\$	251.49
			<b>Total Water</b>	<b>\$</b>	<b>4,029.58</b>
<b>Power</b>	10/02/2019	NV Energy	Common area lights	\$	53.44
	10/30/2019	NV Energy	Common area lights	\$	51.59
	11/29/2019	NV Energy	Common area lights	\$	53.34
	12/31/2019	NV Energy	Common area lights	\$	57.09
	02/03/2020	NV Energy	Common area lights	\$	56.11
	03/03/2020	NV Energy	Common area lights	\$	52.61
	04/01/2020	NV Energy	Common area lights	\$	53.90
	05/01/2020	NV Energy	Common area lights	\$	50.82
	06/02/2020	NV Energy	Common area lights	\$	49.74
	07/02/2020	NV Energy	Common area lights	\$	47.65
	07/31/2020	NV Energy	Common area lights	\$	46.49
	09/01/2020	NV Energy	Common area lights	\$	48.32
	10/01/2020	NV Energy	Common area lights	\$	47.93
	12/02/2020	NV Energy	Common area lights	\$	41.25
			<b>Total Power</b>	<b>\$</b>	<b>710.28</b>
<b>Trash</b>	10/20/2019	Republic Services	Trash 3 months	\$	1,456.17
	10/20/2019	Republic Services	extra pickups	\$	115.71
	12/20/2019	Republic Services	extra pickups	\$	38.57
	01/21/2020	Republic Services	Trash 3 months	\$	1,533.31
	03/20/2020	Republic Services	extra pickups	\$	38.57
	04/21/2020	Republic Services	Trash 3 months	\$	1,456.17
	07/23/2020	Republic Services	Trash 3 months	\$	1,482.54
	09/20/2020	Republic Services	extra pickups	\$	39.27
	10/20/2020	Republic Services	Trash 3 months	\$	1,482.54
			<b>Total Trash</b>	<b>\$</b>	<b>7,642.85</b>
<b>Accounting Fees</b>	10/15/2019	Bookkeeping Services	10/1-2019 - 12/31/20	\$	5,404.00
<b>Property Management Fees</b>		Lindell Property Mgmt Fees	1/1/2018 - 12/31/2018	\$	5,630.00
		Lindell Property Mgmt Fees	1/1/2019-12/31/2019	\$	11,204.00
		Lindell Property Mgmt Fees	1/1/2020 -12/31/2020	\$	11,735.00
			<b>Total Property Mgmt Fees</b>	<b>\$</b>	<b>28,569.00</b>
			<b>Total Property Expenses</b>	<b>\$</b>	<b>79,058.86</b>

**3611 LINDELL ROAD**  
**RENTAL INCOME**  
**OCTOBER 1, 2019 - DECEMBER 31, 2020**

Date	Unit Number	Rent Paid
10/03/2019	Unit #106	\$ 567.50
10/03/2019	Unit #107	\$ 1,292.00
10/03/2019	Unit #108	\$ 2,565.00
10/08/2019	Unit #101	\$ 1,496.25
10/08/2019	Unit #102	\$ 654.50
11/06/2019	Unit #101 & #102	\$ 2,150.75
11/06/2019	Unit #106	\$ 567.50
11/06/2019	Unit #107	\$ 1,292.00
11/06/2019	Unit #108	\$ 2,565.00
12/01/2019	Unit #101 & #102	\$ 2,150.75
12/01/2019	Unit #107	\$ 1,292.00
12/01/2019	Unit #108	\$ 2,565.00
01/02/2020	Unit #101 & #102	\$ 2,150.75
01/02/2020	Unit #106 December Rent /Late Fee	\$ 681.00
01/02/2020	Unit #106 January	\$ 567.50
01/02/2020	Unit #107	\$ 1,292.00
01/02/2020	Unit #108	\$ 2,700.00
02/01/2020	Unit #101 & #102	\$ 2,150.75
02/01/2020	Unit #107	\$ 1,292.00
02/01/2020	Unit #108	\$ 2,700.00
03/01/2020	Unit #101 & #102	\$ 2,150.75
03/01/2020	Unit #106 February	\$ 567.50
03/01/2020	Unit #107	\$ 1,292.00
03/01/2020	Unit #108	\$ 2,700.00
04/02/2020	Unit #101 & #102	\$ 2,150.75
04/02/2020	Unit #107	\$ 1,292.00
04/02/2020	Unit #108	\$ 2,700.00
04/09/2020	Unit #106 March	\$ 567.50
04/17/2020	Unit #106 April	\$ 567.50
05/01/2020	Unit #101 & #102	\$ 1,935.68
05/06/2020	Unit #107	\$ 1,292.00
05/22/2020	Unit #106	\$ 562.50
05/22/2020	Unit #106 Late Charges Feb-April	\$ 220.00
06/01/2020	Unit #101 & #102	\$ 1,935.68
06/01/2020	Unit #107	\$ 1,292.00
06/02/2020	Unit #108	\$ 2,700.00
06/10/2020	Unit #106	\$ 601.40
06/10/2020	Unit #106 late charges	\$ 90.00
07/01/2020	Unit #101 & #102	\$ 1,935.68
07/01/2020	Unit #107	\$ 1,292.00

07/01/2020	Unit #108	\$ 2,700.00
07/07/2020	Unit #106	\$ 601.40
08/01/2020	Unit #101 & #102	\$ 1,935.68
08/05/2020	Unit #106	\$ 601.40
08/05/2020	Unit #107	\$ 1,292.00
08/05/2020	Unit #108	\$ 2,700.00
09/01/2020	Unit #101 & #102	\$ 1,935.68
09/01/2020	Unit #107	\$ 1,292.00
09/01/2020	Unit #108	\$ 2,700.00
09/14/2020	Unit #106	\$ 601.40
10/01/2020	Unit #101 & #102	\$ 1,935.68
10/01/2020	Unit #106	\$ 601.40
10/01/2020	Unit #107	\$ 1,292.00
10/01/2020	Unit #108	\$ 2,700.00
11/01/2020	Unit #101 & #102	\$ 1,935.68
11/19/2020	Unit #106	\$ 601.40
11/19/2020	Unit #107	\$ 1,368.00
11/19/2020	Unit #107 balance due 1/1-10/31	\$ 760.00
11/19/2020	Unit #108	\$ 2,700.00
12/01/2020	Unit #101 & #102	\$ 1,935.64
12/01/2020	Unit #106	\$ 601.40
12/01/2020	Unit #107	\$ 1,368.00
12/01/2020	Unit #108	\$ 2,700.00
	<b>Total Rental Income Lindell</b>	<u>\$ 97,395.95</u>

# **EXHIBIT 7**

# **EXHIBIT 7**

**DISC**

THE DICKERSON KARACSONYI LAW GROUP

ROBERT P. DICKERSON, ESQ.

Nevada Bar No. 000945

JOSEF M. KARACSONYI, ESQ.

Nevada Bar No. 010634

YASNAI C. RODRIGUEZ-ZAMAN, ESQ.

Nevada Bar No. 014605

1745 Village Center Circle

Las Vegas, Nevada 89134

Telephone: (702) 388-8600

Facsimile: (702) 388-0210

Email: info@thedklawgroup.com

Attorneys for Lynita Sue Nelson

EIGHTH JUDICIAL DISTRICT COURT  
FAMILY DIVISION

CLARK COUNTY, NEVADA

ERIC L. NELSON,

Plaintiff/Counterdefendant,

v.

LYNITA SUE NELSON,

MATT KLABACKA,

as Distribution Trustee of the  
ERIC L. NELSON NEVADA TRUST  
dated May 30, 2001,

Defendants/Counterclaimants.

MATT KLABACKA, as Distribution  
Trustee of the ERIC L. NELSON  
NEVADA TRUST dated  
May 30, 2001,

Crossclaimant,

v.

LYNITA SUE NELSON, Individually  
and as Investment Trustee of the LSN  
NEVADA TRUST, dated  
May 30, 2011, and ERIC NELSON,

Cross-Defendants.

CASE NO. D-09-411537-D  
DEPT NO. O

1 DEFENDANT, LYNITA SUE NELSON'S, TENTH POST APPEAL  
2 DISCLOSURE OF DOCUMENTS

3 TO: ERIC L. NELSON, Plaintiff;

4 TO: MICHELLE HAUSER, ESQ., of DAWNSON & LORDAHL, PLLC,  
Attorney for Plaintiff, ERIC L. NELSON;

5 TO: MATT KLABACKA, as Distribution Trustee of the ERIC L.  
NELSON NEVADA TRUST dated May 30, 2001, Defendant; and

6 TO: JEFFREY P. LUSZECK, ESQ., of SOLOMON DWIGGINS &  
7 FREER, LTD., Attorney for Defendant, MATT KLABACKA, as  
Distribution Trustee of the ERIC L. NELSON NEVADA TRUST  
8 dated May 30, 2001:

9 COMES NOW the Defendant and Cross-Defendant, LYNITA SUE  
10 NELSON ("Lynita"), by and through her attorneys, ROBERT P.  
11 DICKERSON, ESQ., JOSEF M. KARACSONYI, ESQ., and YASNAI C.  
12 RODRIGUEZ-ZAMAN, ESQ., of THE DICKERSON KARACSONYI  
13 LAW GROUP, and hereby submits the following documents to all parties  
14 of record:

15 1. Lindell Office Property Expenses for the period January 1,  
16 2021 through February 28, 2021, Bates No. LSN000599.

17 2. Lindell Office Rental Income for the period January 1, 2021  
18 through February 28, 2021, Bates No. LSN000600.

19 DATED this 1st day of March, 2021.

20 THE DICKERSON KARACSONYI  
21 LAW GROUP

22 

23 JOSEF M. KARACSONYI, ESQ.  
Nevada Bar No. 010634  
24 YASNAI RODRIGUEZ-ZAMAN, ESQ.  
Nevada Bar No. 014605  
25 1745 Village Center Circle  
26 Las Vegas, Nevada 89134  
Attorneys for Lynita Sue Nelson



1 CERTIFICATE OF SERVICE

2 Pursuant to NRCP 5(b), I certify that I am an employee of THE  
3 DICKERSON KARACSONYI LAW GROUP, and that on this 1st day  
4 of March, 2021, I caused the above foregoing document entitled,  
5 DEFENDANT, LYNITA SUE NELSON'S, TENTH POST APPEAL  
6 DISCLOSURE OF DOCUMENTS, to be served as follows:

- 7 [X] pursuant to NEFCR 9, NRCP 5(b)(2)(E) and Administrative  
8 Order 14-2 captioned "In the Administrative Matter of  
9 Mandatory Electronic Service in the Eighth Judicial District  
10 Court," by mandatory electronic service through the Eighth  
11 Judicial District Court's electronic filing system;  
12 [ ] pursuant to NRCP 5(b)(2)(c), by placing same to be deposited  
13 for mailing in the United States Mail, in a sealed envelope  
14 upon which first class postage was prepaid in Las Vegas,  
15 Nevada;  
16 [ ] pursuant to NRCP 5(b)(2)(F), to be sent via facsimile, by duly  
17 executed consent for service by electronic means;  
18 [ ] pursuant to NRCP 5(b)(2)(A), by hand-delivery with signed  
19 Receipt of Copy.

20 To the attorney(s) and/or parties listed below at the address, email  
21 address, and/or facsimile number indicated below:

22 MARK A. SOLOMON, ESQ.  
23 JEFFREY P. LUSZECK, ESQ.  
24 SOLOMON DWIGGINS & FREER, LTD.  
25 9060 West Cheyenne Avenue  
26 Las Vegas, Nevada 89129

27 [msolomon@sdfnvlaw.com](mailto:msolomon@sdfnvlaw.com)

28 [jluszeck@sdfnvlaw.com](mailto:jluszeck@sdfnvlaw.com)

Attorneys for Matt Klabacka, Distribution Trustee of the ELN Trust

MICHELLE HAUSER, ESQ.  
DAWSON LORDAHL, PLLC  
8925 West Post Road, Suite 210  
Las Vegas, Nevada 89148

[Mhauser@dlnevadalaw.com](mailto:Mhauser@dlnevadalaw.com)

Attorney for Eric L. Nelson



An employee of The Dickerson Karacsonyi Law Group

3611 LINDELL		PROPERTY EXPENSES		
		January 1 - February 28, 2021		
	DATE	VENDOR NAME	DESCRIPTION	AMOUNT PAID
Property Insurance	1/6/21	Allstate Insurance	12/4/20-12/4/2021	\$ 529.08
Property Insurance	2/5/21	Allstate Insurance	12/4/20-12/4/2021	\$ 529.08
				<b>\$ 1,058.16</b>
Repairs and Maintenance	1/12/21	Randy Scott	common area maintenance	\$ 432.00
	2/13/21	Mario Cueller	Landscape irrigation new solenoid	\$ 250.00
	2/24/21	Dan Bradley Glass	Repair Glass Door #107	\$ 295.00
	2/26/2021	Randy Scott	common area maintenance	\$ 141.60
				<b>\$ 1,118.60</b>
Utilities	2/11/21	Clark county Reclamation	7/1/20-6/30/21 Paid in full Sewer	\$ 1,268.35
				<b>\$ 1,268.35</b>
	1/11/21	Las Vegas Valley Water	11/6-12/8/20	\$ 1,115.28
	2/8/21	Las Vegas Valley Water	12/9/20-1/7/21	\$ 987.76
				<b>\$ 2,103.04</b>
	1/4/21	NV Energy	Common area lights	\$ 53.13
	2/2/21	NV Energy	Common area lights	\$ 51.71
				<b>\$ 104.84</b>
	1/29/21	Republic Services	Trash 1/1 -3/31/2021	\$ 1,446.84
	1/29/21	Republic Services	Extra pickup	\$ 35.70
				<b>\$ 1,482.54</b>
Accounting	1/14/2021	Bookkeeping Services	Bookkeeping December 2020	\$ 360.00
	2/15/21	Bookkeeping Services	Bookkeeping January	\$ 360.00
	2/25/21	Bookkeeping Services	Bookkeeping February	\$ 480.00
				<b>\$ 1,200.00</b>
Property Management Fees	1/20/2021	Lindell PM Fees	January	\$ 1,277.00
	2/20/2021	Lindell PM Fees	February	\$ 882.00
				<b>\$ 2,159.00</b>
Total Property Expenses				<b>\$ 10,494.53</b>

3611 Lindell Rental Income  
January 1 - February 28, 2021

	Date	Memo	Amount
Rental Income Lindell			
	01/14/2021	Unit #107	1,368.00
	01/14/2021	Unit #101	1,442.50
	01/14/2021	Unit #108	2,400.00
	01/14/2021	Unit #106	601.40
	01/29/2021	Unit #108 May 2020	2,700.00
	02/06/2021	Unit #107	1,317.00
	02/06/2021	Unit #108	2,400.00
	02/09/2021	Unit #106	601.40
	02/09/2021	Unit #101	1,442.50
	02/09/2021	Unit #108 Balance Jan Feb	117.60
Total Rental Income Lindell			14,390.40
			<b>14,390.40</b>

# EXHIBIT 8

# EXHIBIT 8

1 **DISC**

2 THE DICKERSON KARACSONYI LAW GROUP

3 ROBERT P. DICKERSON, ESQ.

Nevada Bar No. 000945

4 JOSEF M. KARACSONYI, ESQ.

Nevada Bar No. 010634

1745 Village Center Circle

Las Vegas, Nevada 89134

5 Telephone: (702) 388-8600

Facsimile: (702) 388-0210

6 Email: info@thedklawgroup.com

7 Attorneys for Lynita Sue Nelson

8  
9 EIGHTH JUDICIAL DISTRICT COURT  
FAMILY DIVISION

10 CLARK COUNTY, NEVADA

11 ERIC L. NELSON,

12 Plaintiff/Counterdefendant,

13 v.

14 LYNITA SUE NELSON,

15 MATT KLABACKA,

as Distribution Trustee of the  
16 ERIC L. NELSON NEVADA TRUST  
dated May 30, 2001,

17 Defendants/Counterclaimants.

18  
19 \_\_\_\_\_  
20 MATT KLABACKA, as Distribution  
Trustee of the ERIC L. NELSON  
NEVADA TRUST dated  
21 May 30, 2001,

22 Crossclaimant,

23 v.

24 LYNITA SUE NELSON, Individually  
25 and as Investment Trustee of the LSN  
NEVADA TRUST, dated  
26 May 30, 2011, and ERIC NELSON,

27 Cross-Defendants.

} CASE NO. D-09-411537-D  
DEPT NO. O

1 DEFENDANT, LYNITA SUE NELSON'S, THIRD POST APPEAL  
2 DISCLOSURE OF DOCUMENTS

3 TO: ERIC L. NELSON, Plaintiff;

4 TO: RHONDA K. FORSBERG, ESQ., of RHONDA K. FORSBERG,  
5 CHARTERED, Attorney for Plaintiff, ERIC L. NELSON;

6 TO: MATT KLABACKA, Defendant; and


7 TO: JEFFREY P. LUSZECK, ESQ., of SOLOMON DWIGGINS &  
8 FREER, LTD., Attorney for Defendant, MATT KLABACKA:

9 COMES NOW the Defendant and Cross-Defendant, LYNITA SUE  
10 NELSON ("Lynita"), by and through her attorneys, ROBERT P.  
11 DICKERSON, ESQ., and JOSEF M. KARACSONYI, ESQ., of THE  
12 DICKERSON KARACSONYI LAW GROUP, and hereby submits the  
13 following documents to all parties of record:

14 1. LSN Trust Property Expense Detailed General Ledger for the  
15 period of July 1, 2014 through June 30, 2017, printed on March 9, 2018,  
16 Bates Nos. LSN000294 - LSN000315.

17 DATED this 12<sup>th</sup> day of March, 2018.

18 THE DICKERSON KARACSONYI  
19 LAW GROUP

20   
21 ROBERT P. DICKERSON, ESQ.  
22 Nevada Bar No. 000945  
23 JOSEF M. KARACSONYI, ESQ.  
24 Nevada Bar No. 010634  
25 1745 Village Center Circle  
26 Las Vegas, Nevada 89134  
27 Attorneys for Lynita Sue Nelson  
28

1 **CERTIFICATE OF SERVICE**

2 Pursuant to NRCP 5(b), I certify that I am an employee of THE  
3 DICKERSON KARACSONYI LAW GROUP, and that on this 12<sup>m</sup> day of  
4 March, 2018, I caused the above foregoing document entitled,  
5 **DEFENDANT, LYNITA SUE NELSON'S, THIRD POST APPEAL**  
6 **DISCLOSURE OF DOCUMENTS**, to be served as follows:

- 7 [ x ] pursuant to EDCR 8.05(a), EDCR 8.05(f), NRCP 5(b)(2)(D)  
8 and Administrative Order 14-2 captioned "In the  
9 Administrative Matter of Mandatory Electronic Service in the  
10 Eighth Judicial District Court," by mandatory electronic  
11 service through the Eighth Judicial District Court's electronic  
12 filing system;  
13 [ ] by placing same to be deposited for mailing in the United  
14 States Mail, in a sealed envelope upon which first class postage  
15 was prepaid in Las Vegas, Nevada;  
16 [ ] pursuant to EDCR 7.26, to be sent via **facsimile**, by duly  
17 executed consent for service by electronic means;  
18 [ ] by hand-delivery with signed Receipt of Copy.

19 To the attorney(s) and/or parties listed below at the address, email  
20 address, and/or facsimile number indicated below:

21 MARK A. SOLOMON, ESQ.  
22 JEFFREY P. LUSZECK, ESQ.  
23 SOLOMON DWIGGINS & FREER, LTD.  
24 9060 West Cheyenne Avenue  
25 Las Vegas, Nevada 89129  
26 [msolomon@sdfnvlaw.com](mailto:msolomon@sdfnvlaw.com)  
27 [jluszeck@sdfnvlaw.com](mailto:jluszeck@sdfnvlaw.com)

Attorneys for Matt Klabacka, Distribution Trustee of the ELN Trust

21 RHONDA S. FORSBERG, ESQ.  
22 RHONDA S. FORSBERG, ESQ., CHARTERED  
23 64 North Pecos Road, Suite 800  
24 Henderson, Nevada 89074  
25 [rforsberg@forsberg-law.com](mailto:rforsberg@forsberg-law.com)  
26 Attorney for Eric L. Nelson

27   
28 An employee of The Dickerson Karacsonyi Law Group

LSN TRUST

7/1/14- 6/30/2017

3/9/2018

## Property Expense Detailed General Ledger

## Advertising

01/16/2015	Rent and tenant advertising	LINDELL	\$	9.00
02/16/2015	Rent and tenant advertising	LINDELL	\$	9.00
03/16/2015	Rent and tenant advertising	LINDELL	\$	9.00
05/24/2015	Rent and tenant advertising	LINDELL	\$	9.00
05/27/2015	Rent and tenant advertising	LINDELL	\$	235.77
06/11/2015	Rent and tenant advertising	LINDELL	\$	9.00
06/30/2015	Rent and tenant advertising	LINDELL	\$	27.03
07/13/2015	Rent and tenant advertising	LINDELL	\$	45.00
07/19/2015	Rent and tenant advertising	LINDELL	\$	9.00
07/28/2015	Rent and tenant advertising	LINDELL	\$	100.00
08/16/2015	Rent and tenant advertising	LINDELL	\$	9.00
08/28/2015	Rent and tenant advertising	LINDELL	\$	100.00
09/16/2015	Rent and tenant advertising	LINDELL	\$	9.00
09/18/2015	Rent and tenant advertising	LINDELL	\$	69.00
09/19/2015	Rent and tenant advertising	LINDELL	\$	(24.00)
10/11/2015	Rent and tenant advertising	LINDELL	\$	45.00
10/18/2015	Rent and tenant advertising	LINDELL	\$	9.00
11/11/2015	Rent and tenant advertising	LINDELL	\$	45.00
11/16/2015	Rent and tenant advertising	LINDELL	\$	9.00
12/11/2015	Rent and tenant advertising	LINDELL	\$	45.00
12/16/2015	Rent and tenant advertising	LINDELL	\$	9.00
01/11/2016	Rent and tenant advertising	LINDELL	\$	45.00
01/18/2016	Rent and tenant advertising	LINDELL	\$	9.00
02/11/2016	Rent and tenant advertising	LINDELL	\$	45.00
02/16/2016	Rent and tenant advertising	LINDELL	\$	9.00
03/11/2016	Rent and tenant advertising	LINDELL	\$	45.00
03/16/2016	Rent and tenant advertising	LINDELL	\$	9.00
04/11/2016	Rent and tenant advertising	LINDELL	\$	45.00
04/16/2016	Rent and tenant advertising	LINDELL	\$	9.00
05/11/2016	Rent and tenant advertising	LINDELL	\$	45.00
05/16/2016	Rent and tenant advertising	LINDELL	\$	9.00
06/11/2016	Rent and tenant advertising	LINDELL	\$	45.00
06/16/2016	Rent and tenant advertising	LINDELL	\$	9.00
07/16/2016	Rent and tenant advertising	LINDELL	\$	9.00
07/22/2016	Rent and tenant advertising	LINDELL	\$	45.00
08/11/2016	Rent and tenant advertising	LINDELL	\$	45.00
09/11/2016	Rent and tenant advertising	LINDELL	\$	45.00
10/11/2016	Rent and tenant advertising	LINDELL	\$	45.00
11/11/2016	Rent and tenant advertising	LINDELL	\$	45.00
12/11/2016	Rent and tenant advertising	LINDELL	\$	45.00
12/15/2016	Rent and tenant advertising	LINDELL	\$	112.95
01/11/2017	Rent and tenant advertising	LINDELL	\$	45.00
02/11/2017	Rent and tenant advertising	LINDELL	\$	45.00
03/11/2017	Rent and tenant advertising	LINDELL	\$	45.00

LSN000294



04/02/2017	Rent and tenant advertising	LINDELL	\$	31.50
05/02/2017	Rent and tenant advertising	LINDELL	\$	59.25
06/02/2017	Rent and tenant advertising	LINDELL	\$	59.25
			\$	1,787.75

#### Commission Leases

10/15/2015	Commission Rental #108	LINDELL	\$	8,456.40
			\$	8,456.40

#### Credit reports

05/05/2015	Credit Checks Tenant	COMPASS ROSE	\$	90.00
05/05/2015	Credit Checks Tenant	CAMBRIA	\$	90.00
07/10/2015	Credit Checks Tenant	LINDELL	\$	22.95
10/01/2015	Credit Checks Tenant	Admin	\$	35.00
11/22/2015	Credit Checks Tenant	Admin	\$	35.00
11/25/2015	Credit Checks Tenant	Admin	\$	35.00
11/25/2015	Credit Checks Tenant	Admin	\$	35.00
11/26/2015	Credit Checks Tenant	Admin	\$	35.00
03/07/2016	Credit Checks Tenant	Admin	\$	35.00
04/08/2016	Credit Checks Tenant	Admin	\$	35.00
06/27/2016	Credit Checks Tenant	CHURCHILL	\$	70.00
01/17/2017	Credit Checks Tenant	Admin	\$	112.95
02/17/2017	Credit Checks Tenant	Admin	\$	112.95
03/17/2017	Credit Checks Tenant	Admin	\$	112.95
04/17/2017	Credit Checks Tenant	Admin	\$	112.95
05/17/2017	Credit Checks Tenant	Admin	\$	112.95
06/17/2017	Credit Checks Tenant	Admin	\$	112.95
			\$	1,195.65

#### Eviction Fees

12/31/2014	Eviction Fees	CAMBRIA	\$	247.00
12/31/2014	Eviction Fees	COMPASS ROSE	\$	255.00
05/15/2015	Eviction Fees	CONCORD VILLAGE	\$	45.00
05/15/2015	Eviction Fees	LINDELL	\$	45.00
			\$	592.00

#### HOA Fee

12/31/2014	HIGH NOON HOA	RUSTY RIDGE	\$	851.00
12/31/2014	Country Garden HOA	CLOVER BLOSSOM	\$	347.00
01/01/2015	Country Garden HOA	CLOVER BLOSSOM	\$	55.00
01/01/2015	HIGH NOON HOA	RUSTY RIDGE	\$	122.00
02/01/2015	Country Garden HOA	CLOVER BLOSSOM	\$	55.00
02/01/2015	HIGH NOON HOA	RUSTY RIDGE	\$	122.00
03/01/2015	Country Garden HOA	CLOVER BLOSSOM	\$	55.00
03/01/2015	HIGH NOON HOA	RUSTY RIDGE	\$	122.00
04/01/2015	Country Garden HOA	CLOVER BLOSSOM	\$	55.00
04/01/2015	HIGH NOON HOA	RUSTY RIDGE	\$	122.00
05/01/2015	Country Garden HOA	CLOVER BLOSSOM	\$	55.00
05/01/2015	HIGH NOON HOA	RUSTY RIDGE	\$	122.00
06/01/2015	HIGH NOON HOA	RUSTY RIDGE	\$	122.00

06/01/2015	Country Garden HOA	CLOVER BLOSSOM	\$	55.00
07/01/2015	HIGH NOON HOA	RUSTY RIDGE	\$	122.00
07/01/2015	Country Garden HOA	CLOVER BLOSSOM	\$	55.00
08/01/2015	HIGH NOON HOA	RUSTY RIDGE	\$	122.00
08/01/2015	Country Garden HOA	CLOVER BLOSSOM	\$	55.00
09/15/2015	HIGH NOON HOA	RUSTY RIDGE	\$	122.00
10/01/2015	HIGH NOON HOA	RUSTY RIDGE	\$	122.00
10/07/2015	Country Garden HOA	CLOVER BLOSSOM	\$	55.00
10/09/2015	Country Garden HOA	CLOVER BLOSSOM	\$	55.00
11/01/2015	HIGH NOON HOA	RUSTY RIDGE	\$	122.00
11/06/2015	Country Garden HOA	CLOVER BLOSSOM	\$	55.00
12/01/2015	HIGH NOON HOA	RUSTY RIDGE	\$	122.00
12/16/2015	Country Garden HOA	CLOVER BLOSSOM	\$	55.00
12/18/2015	HIGH NOON HOA	RUSTY RIDGE	\$	10.00
01/08/2016	HIGH NOON HOA	RUSTY RIDGE	\$	122.00
01/11/2016	EL DORADO HOA	HEATHER RIDGE	\$	120.00
01/12/2016	Country Garden HOA	CLOVER BLOSSOM	\$	55.00
02/04/2016	HIGH NOON HOA	RUSTY RIDGE	\$	122.00
02/10/2016	Country Garden HOA	CLOVER BLOSSOM	\$	55.00
03/01/2016	HIGH NOON HOA	RUSTY RIDGE	\$	122.00
03/01/2016	Country Garden HOA	CLOVER BLOSSOM	\$	55.00
04/01/2016	Country Garden HOA	CLOVER BLOSSOM	\$	55.00
04/01/2016	HIGH NOON HOA	RUSTY RIDGE	\$	122.00
05/01/2016	Country Garden HOA	CLOVER BLOSSOM	\$	55.00
05/01/2016	HIGH NOON HOA	RUSTY RIDGE	\$	122.00
06/01/2016	Country Garden HOA	CLOVER BLOSSOM	\$	55.00
06/01/2016	HIGH NOON HOA	RUSTY RIDGE	\$	122.00
07/01/2016	Country Garden HOA	CLOVER BLOSSOM	\$	55.00
07/01/2016	HIGH NOON HOA	RUSTY RIDGE	\$	122.00
08/01/2016	Country Garden HOA	CLOVER BLOSSOM	\$	55.00
08/01/2016	HIGH NOON HOA	RUSTY RIDGE	\$	122.00
09/01/2016	HIGH NOON HOA	RUSTY RIDGE	\$	122.00
09/16/2016	Country Garden HOA	CLOVER BLOSSOM	\$	55.00
10/01/2016	Country Garden HOA	CLOVER BLOSSOM	\$	55.00
10/01/2016	HIGH NOON HOA	RUSTY RIDGE	\$	122.00
11/01/2016	Country Garden HOA	CLOVER BLOSSOM	\$	55.00
11/01/2016	HIGH NOON HOA	RUSTY RIDGE	\$	122.00
12/01/2016	Country Garden HOA	CLOVER BLOSSOM	\$	55.00
12/01/2016	HIGH NOON HOA	RUSTY RIDGE	\$	122.00
02/14/2017	HIGH NOON HOA	RUSTY RIDGE	\$	390.00
02/17/2017	Country Garden HOA	CLOVER BLOSSOM	\$	330.00
02/17/2017	EL DORADO HOA	HEATHER RIDGE	\$	120.00
04/15/2017	HIGH NOON HOA	RUSTY RIDGE	\$	390.00
			\$	6,806.00

**Improvements Building**

02/10/2015	New Roof Building	LINDELL	\$	31,195.87
------------	-------------------	---------	----	-----------

02/15/2016	New Sign	LINDELL	\$	4,366.32
06/24/2016	New Sign	LINDELL	\$	4,366.51
			\$	39,928.70

**Insurance Expense**

12/31/2014	Property Insurance	LINDELL	\$	3,845.00
12/31/2014	Property Insurance	ANACONDA	\$	618.00
12/31/2014	Property Insurance	BAXTER	\$	1,123.00
12/31/2014	Property Insurance	CAMBRIA	\$	137.00
12/31/2014	Property Insurance	CHURCHILL	\$	597.00
12/31/2014	Property Insurance	CLOVER BLOSSOM	\$	454.00
12/31/2014	Property Insurance	COMPASS ROSE	\$	523.00
12/31/2014	Property Insurance	CONCORD VILLAGE	\$	391.00
12/31/2014	Property Insurance	GUADALUPE	\$	590.00
12/31/2014	Property Insurance	HEATHER RIDGE	\$	414.00
12/31/2014	Property Insurance	MARNELL	\$	593.00
12/31/2014	Property Insurance	RUSTY RIDGE	\$	343.00
12/31/2014	Property Insurance	SAWYER	\$	559.00
12/31/2014	Property Insurance	TERRA BELLA	\$	566.00
01/29/2015	Property Insurance	CONCORD VILLAGE	\$	(192.00)
04/21/2015	Property Insurance	ANACONDA	\$	192.75
04/21/2015	Property Insurance	CHURCHILL	\$	208.75
05/11/2015	Property Insurance	CHURCHILL	\$	(236.77)
05/28/2015	Property Insurance	ANACONDA	\$	(23.75)
06/20/2015	Property Insurance	ANACONDA	\$	742.00
06/22/2015	Property Insurance	CHURCHILL	\$	208.75
08/04/2015	Property Insurance	LINDELL	\$	3,940.00
08/10/2015	Property Insurance	CHURCHILL	\$	208.75
08/10/2015	Property Insurance	COMPASS ROSE	\$	182.00
08/10/2015	Property Insurance	GUADALUPE	\$	170.50
08/10/2015	Property Insurance	SAWYER	\$	163.00
08/10/2015	Property Insurance	TERRA BELLA	\$	161.00
08/10/2015	Property Insurance	MARNELL	\$	159.00
08/10/2015	Property Insurance	CAMBRIA	\$	155.25
08/10/2015	Property Insurance	CLOVER BLOSSOM	\$	137.25
09/15/2015	Property Insurance	HEATHER RIDGE	\$	112.25
09/15/2015	Property Insurance	RUSTY RIDGE	\$	94.00
10/16/2015	Property Insurance	RUSTY RIDGE	\$	267.00
10/16/2015	Property Insurance	HEATHER RIDGE	\$	321.75
10/16/2015	Property Insurance	CLOVER BLOSSOM	\$	137.25
10/16/2015	Property Insurance	CAMBRIA	\$	155.25
10/16/2015	Property Insurance	MARNELL	\$	159.00
10/16/2015	Property Insurance	TERRA BELLA	\$	161.00
10/16/2015	Property Insurance	SAWYER	\$	163.00
10/16/2015	Property Insurance	GUADALUPE	\$	170.50
10/16/2015	Property Insurance	COMPASS ROSE	\$	182.00
10/16/2015	Property Insurance	CHURCHILL	\$	205.75

12/11/2015	Property Insurance	CONCORD VILLAGE	\$	93.75
12/22/2015	Property Insurance	BAXTER	\$	148.25
01/25/2016	Property Insurance	HEATHER RIDGE	\$	365.50
01/25/2016	Property Insurance	TERRA BELLA	\$	286.50
01/25/2016	Property Insurance	ANACONDA	\$	338.00
01/25/2016	Property Insurance	GUADALUPE	\$	304.50
01/25/2016	Property Insurance	CAMBRIA	\$	290.50
01/25/2016	Property Insurance	CHURCHILL	\$	318.00
01/25/2016	Property Insurance	SAWYER	\$	314.50
01/25/2016	Property Insurance	CONCORD VILLAGE	\$	309.50
01/25/2016	Property Insurance	MARNELL	\$	259.00
01/25/2016	Property Insurance	BAXTER	\$	218.50
01/25/2016	Property Insurance	RUSTY RIDGE	\$	318.50
01/25/2016	Property Insurance	CLOVER BLOSSOM	\$	313.50
01/25/2016	Property Insurance	COMPASS ROSE	\$	280.50
02/02/2016	Property Insurance	TERRA BELLA	\$	(64.00)
02/02/2016	Property Insurance	CHURCHILL	\$	(182.00)
02/02/2016	Property Insurance	GUADALUPE	\$	(68.00)
02/02/2016	Property Insurance	MARNELL	\$	(63.00)
02/02/2016	Property Insurance	SAWYER	\$	(65.00)
02/02/2016	Property Insurance	COMPASS ROSE	\$	(72.00)
02/02/2016	Property Insurance	CAMBRIA	\$	(61.50)
02/02/2016	Property Insurance	CLOVER BLOSSOM	\$	(54.50)
02/02/2016	Property Insurance	HEATHER RIDGE	\$	(298.00)
02/08/2016	Property Insurance	BAXTER	\$	(41.25)
02/08/2016	Property Insurance	RUSTY RIDGE	\$	(247.00)
02/22/2016	Property Insurance	ANACONDA	\$	(238.00)
03/01/2016	Property Insurance	ANACONDA	\$	(67.00)
04/11/2016	Property Insurance	CONCORD VILLAGE	\$	(67.75)
05/25/2016	Property Insurance	HEATHER RIDGE	\$	365.50
05/25/2016	Property Insurance	TERRA BELLA	\$	286.50
05/25/2016	Property Insurance	ANACONDA	\$	338.00
05/25/2016	Property Insurance	GUADALUPE	\$	304.50
05/25/2016	Property Insurance	CAMBRIA	\$	290.50
05/25/2016	Property Insurance	CHURCHILL	\$	318.00
05/25/2016	Property Insurance	SAWYER	\$	314.50
05/25/2016	Property Insurance	CONCORD VILLAGE	\$	309.50
05/25/2016	Property Insurance	MARNELL	\$	259.00
05/25/2016	Property Insurance	BAXTER	\$	218.50
05/25/2016	Property Insurance	RUSTY RIDGE	\$	318.50
05/25/2016	Property Insurance	CLOVER BLOSSOM	\$	313.80
05/25/2016	Property Insurance	COMPASS ROSE	\$	294.20
07/26/2016	Property Insurance	LINDELL	\$	4,705.00
11/15/2016	Property Insurance	LINDELL	\$	271.08
12/12/2016	Property Insurance	HEATHER RIDGE	\$	343.00
12/12/2016	Property Insurance	TERRA BELLA	\$	264.00
12/12/2016	Property Insurance	ANACONDA	\$	315.50

12/12/2016	Property Insurance	GUADALUPE	\$	282.00
12/12/2016	Property Insurance	CAMBRIA	\$	268.00
12/12/2016	Property Insurance	CHURCHILL	\$	295.50
12/12/2016	Property Insurance	SAWYER	\$	292.00
12/12/2016	Property Insurance	CONCORD VILLAGE	\$	287.00
12/12/2016	Property Insurance	MARNELL	\$	236.50
12/12/2016	Property Insurance	BAXTER	\$	204.00
12/12/2016	Property Insurance	RUSTY RIDGE	\$	296.00
12/12/2016	Property Insurance	CLOVER BLOSSOM	\$	291.00
12/12/2016	Property Insurance	COMPASS ROSE	\$	256.00
01/06/2017	Property Insurance	LINDELL	\$	277.08
02/07/2017	Property Insurance	LINDELL	\$	277.08
03/08/2017	Property Insurance	LINDELL	\$	277.08
03/10/2017	Property Insurance	LINDELL	\$	(3,123.00)
04/05/2017	Property Insurance	LINDELL	\$	277.08
05/04/2017	Property Insurance	LINDELL	\$	277.08
05/30/2017	Property Insurance	HEATHER RIDGE	\$	344.00
05/30/2017	Property Insurance	TERRA BELLA	\$	264.00
05/30/2017	Property Insurance	ANACONDA	\$	315.50
05/30/2017	Property Insurance	GUADALUPE	\$	282.00
05/30/2017	Property Insurance	CAMBRIA	\$	268.00
05/30/2017	Property Insurance	CHURCHILL	\$	295.50
05/30/2017	Property Insurance	SAWYER	\$	292.00
05/30/2017	Property Insurance	CONCORD VILLAGE	\$	287.00
05/30/2017	Property Insurance	MARNELL	\$	236.50
05/30/2017	Property Insurance	BAXTER	\$	204.00
05/30/2017	Property Insurance	RUSTY RIDGE	\$	296.00
05/30/2017	Property Insurance	CLOVER BLOSSOM	\$	291.00
05/30/2017	Property Insurance	COMPASS ROSE	\$	264.00
06/04/2017	Property Insurance	LINDELL	\$	277.08
			\$	36,344.79

**Landscaping and Groundskeeping**

12/31/2014	Landscape Maintenance and Repairs	CAMBRIA	\$	1,293.00
12/31/2014	Landscape Maintenance and Repairs	LINDELL	\$	1,225.00
01/20/2015	Landscape Maintenance and Repairs	LINDELL	\$	200.00
01/27/2015	Landscape Maintenance and Repairs	COMPASS ROSE	\$	287.98
01/27/2015	Landscape Maintenance and Repairs	COMPASS ROSE	\$	349.24
02/17/2015	Landscape Maintenance and Repairs	LINDELL	\$	200.00
03/06/2015	Landscape Maintenance and Repairs	BAXTER	\$	500.00
03/06/2015	Landscape Maintenance and Repairs	SAWYER	\$	450.00
03/06/2015	Landscape Maintenance and Repairs	CHURCHILL	\$	450.00
03/06/2015	Landscape Maintenance and Repairs	CLOVER BLOSSOM	\$	350.00
03/16/2015	Landscape Maintenance and Repairs	LINDELL	\$	400.00
04/27/2015	Landscape Maintenance and Repairs	LINDELL	\$	325.00
05/18/2015	Landscape Maintenance and Repairs	LINDELL	\$	1,100.00
05/23/2015	Landscape Maintenance and Repairs	LINDELL	\$	54.74

05/26/2015	Landscape Maintenance and Repairs	LINDELL	\$	4,000.00
05/26/2015	Landscape Maintenance and Repairs	LINDELL	\$	1,100.00
05/26/2015	Landscape Maintenance and Repairs	LINDELL	\$	11,100.00
06/09/2015	Landscape Maintenance and Repairs	LINDELL	\$	11,000.00
06/15/2015	Landscape Maintenance and Repairs	LINDELL	\$	365.00
06/29/2015	Landscape Maintenance and Repairs	CLOVER BLOSSOM	\$	177.19
06/29/2015	Landscape Maintenance and Repairs	CLOVER BLOSSOM	\$	828.59
06/29/2015	Landscape Maintenance and Repairs	LINDELL	\$	470.00
06/30/2015	Landscape Maintenance and Repairs	CONCORD VILLAGE	\$	44.73
07/02/2015	Landscape Maintenance and Repairs	LINDELL	\$	200.00
07/18/2015	Landscape Maintenance and Repairs	CONCORD VILLAGE	\$	84.25
07/18/2015	Landscape Maintenance and Repairs	CONCORD VILLAGE	\$	152.94
07/27/2015	Landscape Maintenance and Repairs	CLOVER BLOSSOM	\$	1,750.00
07/29/2015	Landscape Maintenance and Repairs	CONCORD VILLAGE	\$	828.59
08/05/2015	Landscape Maintenance and Repairs	CONCORD VILLAGE	\$	1,520.00
08/11/2015	Landscape Maintenance and Repairs	LINDELL	\$	140.00
09/16/2015	Landscape Maintenance and Repairs	LINDELL	\$	529.24
09/30/2015	Landscape Maintenance and Repairs	LINDELL	\$	35.00
11/25/2015	Landscape Maintenance and Repairs	CAMBRIA	\$	217.82
12/04/2015	Landscape Maintenance and Repairs	CAMBRIA	\$	137.58
12/04/2015	Landscape Maintenance and Repairs	CAMBRIA	\$	870.75
12/16/2015	Landscape Maintenance and Repairs	CAMBRIA	\$	1,660.00
03/01/2016	Landscape Maintenance and Repairs	LINDELL	\$	330.00
04/08/2016	Landscape Maintenance and Repairs	LINDELL	\$	50.00
07/18/2016	Landscape Maintenance and Repairs	LINDELL	\$	1,745.00
09/16/2016	Landscape Maintenance and Repairs	GUADALUPE	\$	640.00
10/03/2016	Landscape Maintenance and Repairs	LINDELL	\$	74.95
10/03/2016	Landscape Maintenance and Repairs	LINDELL	\$	64.24
10/03/2016	Landscape Maintenance and Repairs	LINDELL	\$	157.19
10/04/2016	Landscape Maintenance and Repairs	LINDELL	\$	27.31
10/26/2016	Landscape Maintenance and Repairs	LINDELL	\$	600.00
04/30/2017	Landscape Maintenance and Repairs	LINDELL	\$	125.65
05/22/2017	Landscape Maintenance and Repairs	HEATHER RIDGE	\$	190.00
05/22/2017	Landscape Maintenance and Repairs	LINDELL	\$	250.00
06/06/2017	Landscape Maintenance and Repairs	BAXTER	\$	120.00
			\$	48,770.98

**Legal - tenants**

06/10/2015	Goldsmith and Guyon	CONCORD VILLAGE	\$	968.24
07/17/2015	Goldsmith and Guyon	CONCORD VILLAGE	\$	891.00
			\$	1,859.24

**Misc Property Expense**

12/31/2014	Miscellaneous Property Expense	CLOVER BLOSSOM	\$	198.00
01/14/2015	Miscellaneous Property Expense	admin	\$	21.80
03/04/2015	Miscellaneous Property Expense	admin	\$	39.40
03/22/2015	Miscellaneous Property Expense	admin	\$	120.99
04/16/2015	Miscellaneous Property Expense	admin	\$	179.00

04/22/2015	Miscellaneous Property Expense	admin	\$	26.00
04/24/2015	Miscellaneous Property Expense	admin	\$	9.00
05/14/2015	Miscellaneous Property Expense	admin	\$	59.58
06/08/2015	Miscellaneous Property Expense	admin	\$	281.01
07/01/2015	Miscellaneous Property Expense	admin	\$	9.00
08/11/2015	Miscellaneous Property Expense	admin	\$	45.00
08/15/2015	Miscellaneous Property Expense	admin	\$	21.90
08/16/2015	Miscellaneous Property Expense	admin	\$	39.10
08/18/2015	Miscellaneous Property Expense	admin	\$	19.00
09/17/2015	Miscellaneous Property Expense	admin	\$	34.90
09/17/2015	Miscellaneous Property Expense	admin	\$	226.95
09/22/2015	Miscellaneous Property Expense	admin	\$	152.00
09/25/2015	Miscellaneous Property Expense	admin	\$	6.15
12/13/2015	Miscellaneous Property Expense	admin	\$	10.00
			<hr/>	
			\$	1,498.78

**Property Mgmt Fees**

03/30/2016	Property Management Fees	Admin	\$	5,816.25
04/15/2016	Property Management Fees	Admin	\$	2,162.78
05/22/2016	Property Management Fees	Admin	\$	1,935.00
07/19/2016	Property Management Fees	Admin	\$	3,888.00
08/01/2016	Property Management Fees	Admin	\$	2,042.85
10/25/2016	Property Management Fees	Admin	\$	2,253.64
11/10/2016	Property Management Fees	Admin	\$	2,504.25
12/31/2016	Property Management Fees	Admin	\$	2,297.85
01/15/2017	Property Management Fees	LINDELL	\$	2,308.55
02/15/2017	Property Management Fees	LINDELL	\$	2,476.95
03/13/2017	Property Management Fees	LINDELL	\$	3,719.29
04/17/2017	Property Management Fees	LINDELL	\$	2,466.23
05/30/2017	Property Management Fees	LINDELL	\$	2,466.03
06/26/2017	Property Management Fees	LINDELL	\$	2,508.38
			<hr/>	
			\$	38,846.05

**Property Taxes**

12/31/2014	CLARK COUNTY TREASURER	LINDELL	\$	5,931.00
12/31/2014	CLARK COUNTY TREASURER	ANACONDA	\$	478.00
12/31/2014	CLARK COUNTY TREASURER	BAXTER	\$	260.00
12/31/2014	CLARK COUNTY TREASURER	CAMBRIA	\$	265.00
12/31/2014	CLARK COUNTY TREASURER	CHURCHILL	\$	262.00
12/31/2014	CLARK COUNTY TREASURER	CLOVER BLOSSOM	\$	475.00
12/31/2014	CLARK COUNTY TREASURER	COMPASS ROSE	\$	412.00
12/31/2014	CLARK COUNTY TREASURER	CONCORD VILLAGE	\$	318.00
12/31/2014	CLARK COUNTY TREASURER	GUADALUPE	\$	287.00
12/31/2014	CLARK COUNTY TREASURER	HEATHER RIDGE	\$	696.00
12/31/2014	CLARK COUNTY TREASURER	MARNELL	\$	195.00
12/31/2014	CLARK COUNTY TREASURER	RUSTY RIDGE	\$	373.00
12/31/2014	CLARK COUNTY TREASURER	SAWYER	\$	295.00
12/31/2014	CLARK COUNTY TREASURER	TERRA BELLA	\$	398.00

01/02/2015	CLARK COUNTY TREASURER	ANACONDA	\$	238.78
01/02/2015	CLARK COUNTY TREASURER	BAXTER	\$	129.77
01/02/2015	CLARK COUNTY TREASURER	CAMBRIA	\$	132.30
01/02/2015	CLARK COUNTY TREASURER	CHURCHILL	\$	130.68
01/02/2015	CLARK COUNTY TREASURER	CLOVER BLOSSOM	\$	236.97
01/02/2015	CLARK COUNTY TREASURER	COMPASS ROSE	\$	205.87
01/02/2015	CLARK COUNTY TREASURER	CONCORD VILLAGE	\$	158.72
01/02/2015	CLARK COUNTY TREASURER	GUADALUPE	\$	143.44
01/02/2015	CLARK COUNTY TREASURER	HEATHER RIDGE	\$	347.72
01/02/2015	CLARK COUNTY TREASURER	MARNELL	\$	97.43
01/02/2015	CLARK COUNTY TREASURER	RUSTY RIDGE	\$	186.12
01/02/2015	CLARK COUNTY TREASURER	SAWYER	\$	147.53
01/02/2015	CLARK COUNTY TREASURER	TERRA BELLA	\$	198.57
01/02/2015	CLARK COUNTY TREASURER	LINDELL	\$	2,960.54
02/27/2015	CLARK COUNTY TREASURER	ANACONDA	\$	238.78
02/27/2015	CLARK COUNTY TREASURER	BAXTER	\$	129.77
02/27/2015	CLARK COUNTY TREASURER	CAMBRIA	\$	132.30
02/27/2015	CLARK COUNTY TREASURER	CHURCHILL	\$	130.68
02/27/2015	CLARK COUNTY TREASURER	CLOVER BLOSSOM	\$	236.97
02/27/2015	CLARK COUNTY TREASURER	COMPASS ROSE	\$	205.87
02/27/2015	CLARK COUNTY TREASURER	CONCORD VILLAGE	\$	158.72
02/27/2015	CLARK COUNTY TREASURER	HEATHER RIDGE	\$	347.72
02/27/2015	CLARK COUNTY TREASURER	GUADALUPE	\$	143.44
02/27/2015	CLARK COUNTY TREASURER	MARNELL	\$	97.43
02/27/2015	CLARK COUNTY TREASURER	RUSTY RIDGE	\$	186.12
02/27/2015	CLARK COUNTY TREASURER	SAWYER	\$	147.53
02/27/2015	CLARK COUNTY TREASURER	TERRA BELLA	\$	198.57
02/27/2015	CLARK COUNTY TREASURER	LINDELL	\$	2,960.54
08/17/2015	CLARK COUNTY TREASURER	GUADALUPE	\$	148.61
08/17/2015	CLARK COUNTY TREASURER	LINDELL	\$	3,063.47
08/17/2015	CLARK COUNTY TREASURER	CLOVER BLOSSOM	\$	245.39
08/17/2015	CLARK COUNTY TREASURER	COMPASS ROSE	\$	213.13
08/17/2015	CLARK COUNTY TREASURER	BAXTER	\$	134.28
08/17/2015	CLARK COUNTY TREASURER	ANACONDA	\$	247.12
08/26/2015	CLARK COUNTY TREASURER	TERRA BELLA	\$	205.64
08/26/2015	CLARK COUNTY TREASURER	CAMBRIA	\$	137.06
08/26/2015	CLARK COUNTY TREASURER	RUSTY RIDGE	\$	192.86
08/26/2015	CLARK COUNTY TREASURER	MARNELL	\$	100.92
08/26/2015	CLARK COUNTY TREASURER	CONCORD VILLAGE	\$	164.39
08/26/2015	CLARK COUNTY TREASURER	HEATHER RIDGE	\$	359.62
08/26/2015	CLARK COUNTY TREASURER	SAWYER	\$	152.67
08/27/2015	CLARK COUNTY TREASURER	CHURCHILL	\$	138.21
10/13/2015	CLARK COUNTY TREASURER	LINDELL	\$	3,055.27
10/13/2015	CLARK COUNTY TREASURER	TERRA BELLA	\$	204.92
10/13/2015	CLARK COUNTY TREASURER	CAMBRIA	\$	136.53
10/13/2015	CLARK COUNTY TREASURER	RUSTY RIDGE	\$	192.08
10/13/2015	CLARK COUNTY TREASURER	MARNELL	\$	100.54



10/13/2015	CLARK COUNTY TREASURER	CONCORD VILLAGE	\$	163.80
10/13/2015	CLARK COUNTY TREASURER	HEATHER RIDGE	\$	358.85
10/13/2015	CLARK COUNTY TREASURER	ADMIN	\$	37.34
10/13/2015	CLARK COUNTY TREASURER	SAWYER	\$	152.25
10/13/2015	CLARK COUNTY TREASURER	GUADALUPE	\$	148.03
10/13/2015	CLARK COUNTY TREASURER	CLOVER BLOSSOM	\$	244.56
10/13/2015	CLARK COUNTY TREASURER	COMPASS ROSE	\$	212.45
10/13/2015	CLARK COUNTY TREASURER	BAXTER	\$	133.92
10/13/2015	CLARK COUNTY TREASURER	ANACONDA	\$	246.42
10/13/2015	CLARK COUNTY TREASURER	Admin	\$	88.52
10/13/2015	CLARK COUNTY TREASURER	CHURCHILL	\$	134.87
01/14/2016	CLARK COUNTY TREASURER	TERRA BELLA	\$	204.92
01/14/2016	CLARK COUNTY TREASURER	CHURCHILL	\$	134.87
01/14/2016	CLARK COUNTY TREASURER	CAMBRIA	\$	136.53
01/14/2016	CLARK COUNTY TREASURER	RUSTY RIDGE	\$	192.08
01/14/2016	CLARK COUNTY TREASURER	MARNELL	\$	100.54
01/14/2016	CLARK COUNTY TREASURER	CONCORD VILLAGE	\$	163.80
01/14/2016	CLARK COUNTY TREASURER	HEATHER RIDGE	\$	358.85
01/14/2016	CLARK COUNTY TREASURER	SAWYER	\$	152.25
01/14/2016	CLARK COUNTY TREASURER	Admin	\$	30.61
01/14/2016	CLARK COUNTY TREASURER	LINDELL	\$	3,055.27
01/14/2016	CLARK COUNTY TREASURER	GUADALUPE	\$	148.03
01/14/2016	CLARK COUNTY TREASURER	CLOVER BLOSSOM	\$	244.56
01/14/2016	CLARK COUNTY TREASURER	COMPASS ROSE	\$	212.45
01/14/2016	CLARK COUNTY TREASURER	BAXTER	\$	133.92
01/14/2016	CLARK COUNTY TREASURER	ANACONDA	\$	246.42
01/14/2016	CLARK COUNTY TREASURER	Admin	\$	85.66
03/14/2016	CLARK COUNTY TREASURER	TERRA BELLA	\$	204.92
03/14/2016	CLARK COUNTY TREASURER	LINDELL	\$	3,055.27
03/14/2016	CLARK COUNTY TREASURER	CHURCHILL	\$	134.87
03/14/2016	CLARK COUNTY TREASURER	GUADALUPE	\$	148.03
03/14/2016	CLARK COUNTY TREASURER	CLOVER BLOSSOM	\$	244.56
03/14/2016	CLARK COUNTY TREASURER	COMPASS ROSE	\$	212.45
03/14/2016	CLARK COUNTY TREASURER	BAXTER	\$	133.92
03/14/2016	CLARK COUNTY TREASURER	ANACONDA	\$	246.42
03/14/2016	CLARK COUNTY TREASURER	CAMBRIA	\$	136.53
03/14/2016	CLARK COUNTY TREASURER	RUSTY RIDGE	\$	192.08
03/14/2016	CLARK COUNTY TREASURER	MARNELL	\$	100.54
03/14/2016	CLARK COUNTY TREASURER	CONCORD VILLAGE	\$	163.80
03/14/2016	CLARK COUNTY TREASURER	HEATHER RIDGE	\$	358.85
03/14/2016	CLARK COUNTY TREASURER	SAWYER	\$	152.25
08/25/2016	CLARK COUNTY TREASURER	LINDELL	\$	3,063.20
08/25/2016	CLARK COUNTY TREASURER	BAXTER	\$	136.00
08/25/2016	CLARK COUNTY TREASURER	COMPASS ROSE	\$	214.68
08/25/2016	CLARK COUNTY TREASURER	RUSTY RIDGE	\$	194.28
08/25/2016	CLARK COUNTY TREASURER	MARNELL	\$	102.56
08/25/2016	CLARK COUNTY TREASURER	CONCORD VILLAGE	\$	165.94

08/25/2016	CLARK COUNTY TREASURER	TERRA BELLA	\$	207.14
08/25/2016	CLARK COUNTY TREASURER	CHURCHILL	\$	136.93
08/25/2016	CLARK COUNTY TREASURER	SAWYER	\$	154.35
08/25/2016	CLARK COUNTY TREASURER	CAMBRIA	\$	138.60
08/25/2016	CLARK COUNTY TREASURER	GUADALUPE	\$	150.13
08/25/2016	CLARK COUNTY TREASURER	ANACONDA	\$	248.71
08/25/2016	CLARK COUNTY TREASURER	CLOVER BLOSSOM	\$	246.84
08/25/2016	CLARK COUNTY TREASURER	HEATHER RIDGE	\$	361.37
10/25/2016	CLARK COUNTY TREASURER	LINDELL	\$	3,183.84
10/25/2016	CLARK COUNTY TREASURER	SAWYER	\$	158.66
10/25/2016	CLARK COUNTY TREASURER	CAMBRIA	\$	142.28
10/25/2016	CLARK COUNTY TREASURER	GUADALUPE	\$	154.26
10/25/2016	CLARK COUNTY TREASURER	ANACONDA	\$	256.79
10/25/2016	CLARK COUNTY TREASURER	CLOVER BLOSSOM	\$	254.85
10/25/2016	CLARK COUNTY TREASURER	HEATHER RIDGE	\$	373.95
10/25/2016	CLARK COUNTY TREASURER	COMPASS ROSE	\$	221.40
10/25/2016	CLARK COUNTY TREASURER	MARNELL	\$	104.77
10/25/2016	CLARK COUNTY TREASURER	RUSTY RIDGE	\$	200.16
10/25/2016	CLARK COUNTY TREASURER	CONCORD VILLAGE	\$	170.68
10/25/2016	CLARK COUNTY TREASURER	BAXTER	\$	139.56
10/25/2016	CLARK COUNTY TREASURER	CHURCHILL	\$	140.55
10/25/2016	CLARK COUNTY TREASURER	TERRA BELLA	\$	213.54
12/02/2016	CLARK COUNTY TREASURER	LINDELL	\$	(3,165.97)
01/10/2017	CLARK COUNTY TREASURER	CONCORD VILLAGE	\$	164.12
01/10/2017	CLARK COUNTY TREASURER	RUSTY RIDGE	\$	192.46
01/10/2017	CLARK COUNTY TREASURER	MARNELL	\$	100.74
01/10/2017	CLARK COUNTY TREASURER	COMPASS ROSE	\$	212.88
01/10/2017	CLARK COUNTY TREASURER	HEATHER RIDGE	\$	359.57
01/10/2017	CLARK COUNTY TREASURER	CLOVER BLOSSOM	\$	245.05
01/10/2017	CLARK COUNTY TREASURER	ANACONDA	\$	246.91
01/10/2017	CLARK COUNTY TREASURER	GUADALUPE	\$	148.33
01/10/2017	CLARK COUNTY TREASURER	CAMBRIA	\$	136.81
01/10/2017	CLARK COUNTY TREASURER	SAWYER	\$	152.56
01/10/2017	CLARK COUNTY TREASURER	LINDELL	\$	3,061.38
01/10/2017	CLARK COUNTY TREASURER	BAXTER	\$	134.19
01/10/2017	CLARK COUNTY TREASURER	CHURCHILL	\$	135.14
01/10/2017	CLARK COUNTY TREASURER	TERRA BELLA	\$	205.33
01/10/2017	CLARK COUNTY TREASURER	Admin	\$	116.50
03/12/2017	CLARK COUNTY TREASURER	TERRA BELLA	\$	205.33
03/12/2017	CLARK COUNTY TREASURER	BAXTER	\$	134.19
03/12/2017	CLARK COUNTY TREASURER	CHURCHILL	\$	135.14
03/12/2017	CLARK COUNTY TREASURER	CONCORD VILLAGE	\$	164.12
03/12/2017	CLARK COUNTY TREASURER	RUSTY RIDGE	\$	192.46
03/12/2017	CLARK COUNTY TREASURER	MARNELL	\$	100.74
03/12/2017	CLARK COUNTY TREASURER	COMPASS ROSE	\$	212.88
03/12/2017	CLARK COUNTY TREASURER	HEATHER RIDGE	\$	359.57
03/12/2017	CLARK COUNTY TREASURER	CLOVER BLOSSOM	\$	245.05

03/12/2017	CLARK COUNTY TREASURER	ANACONDA	\$	246.91
03/12/2017	CLARK COUNTY TREASURER	GUADALUPE	\$	148.33
03/12/2017	CLARK COUNTY TREASURER	CAMBRIA	\$	136.81
03/12/2017	CLARK COUNTY TREASURER	SAWYER	\$	152.56
03/12/2017	CLARK COUNTY TREASURER	LINDELL	\$	3,061.38
03/12/2017	CLARK COUNTY TREASURER	Admin	\$	116.50
			\$	62,766.84

#### Referral Fee

04/06/2015	Referral Fee	CAMBRIA	\$	450.00
			\$	450.00

#### Security Services

01/29/2015	Security Services	LINDELL	\$	812.50
03/18/2015	Security Services	LINDELL	\$	937.50
04/16/2015	Security Services	LINDELL	\$	750.50
06/30/2015	Security Services	LINDELL	\$	3,500.00
07/07/2015	Security Services	LINDELL	\$	1,250.00
08/06/2015	Security Services	LINDELL	\$	2,669.05
04/13/2016	Security Services	LINDELL	\$	670.71
			\$	10,590.26

#### Storage

05/11/2016	Storage	Admin	\$	275.03
06/11/2016	Storage	Admin	\$	239.95
07/12/2016	Storage	Admin	\$	239.95
08/11/2016	Storage	Admin	\$	239.95
09/12/2016	Storage	Admin	\$	239.95
10/13/2016	Storage	Admin	\$	239.95
11/11/2016	Storage	Admin	\$	239.95
12/11/2016	Storage	Admin	\$	239.95
01/11/2017	Storage	Admin	\$	239.95
02/11/2017	Storage	Admin	\$	239.95
03/12/2017	Storage	Admin	\$	239.95
04/10/2017	Storage	Admin	\$	239.95
05/10/2017	Storage	Admin	\$	239.95
06/10/2017	Storage	Admin	\$	249.95
			\$	3,404.38

#### Utilities Sewer and Trash

12/31/2014	Sewer and Trash	LINDELL	\$	1,402.00
12/31/2014	Sewer and Trash	ANACONDA	\$	173.00
12/31/2014	Sewer and Trash	BAXTER	\$	161.00
12/31/2014	Sewer and Trash	CAMBRIA	\$	45.00
12/31/2014	Sewer and Trash	CAMBRIA	\$	161.00
12/31/2014	Sewer and Trash	CHURCHILL	\$	102.00
12/31/2014	Sewer and Trash	COMPASS ROSE	\$	118.00
12/31/2014	Sewer and Trash	CONCORD VILLAGE	\$	990.00
12/31/2014	Sewer and Trash	GUADALUPE	\$	154.00
12/31/2014	Sewer and Trash	MARNELL	\$	252.00

12/31/2014	Sewer and Trash	SAWYER	\$	118.00
12/31/2014	Sewer and Trash	TERRA BELLA	\$	119.00
12/31/2014	Sewer and Trash	Admin	\$	1,323.00
12/31/2014	Sewer and Trash	LINDELL	\$	6,746.00
			\$	11,864.00

#### Utilities Cable

09/17/2015	Cox Cable Internet	LINDELL	\$	248.76
10/15/2015	Cox Cable Internet	LINDELL	\$	121.88
11/05/2015	Cox Cable Internet	LINDELL	\$	86.88
12/07/2015	Cox Cable Internet	LINDELL	\$	86.88
01/06/2016	Cox Cable Internet	LINDELL	\$	86.88
02/01/2016	Cox Cable Internet	LINDELL	\$	86.89
03/08/2016	Cox Cable Internet	LINDELL	\$	86.89
04/06/2016	Cox Cable Internet	LINDELL	\$	86.89
05/07/2016	Cox Cable Internet	LINDELL	\$	86.89
06/06/2016	Cox Cable Internet	LINDELL	\$	86.89
07/07/2016	Cox Cable Internet	LINDELL	\$	86.89
08/20/2016	Cox Cable Internet	LINDELL	\$	223.78
10/06/2016	Cox Cable Internet	LINDELL	\$	86.89
11/06/2016	Cox Cable Internet	LINDELL	\$	86.89
12/08/2016	Cox Cable Internet	LINDELL	\$	36.89
01/06/2017	Cox Cable Internet	LINDELL	\$	86.89
02/06/2017	Cox Cable Internet	LINDELL	\$	86.89
03/10/2017	Cox Cable Internet	LINDELL	\$	86.89
04/06/2017	Cox Cable Internet	LINDELL	\$	86.89
05/06/2017	Cox Cable Internet	LINDELL	\$	86.89
06/06/2017	Cox Cable Internet	LINDELL	\$	86.89
			\$	2,108.41

#### Utilities Gas

01/05/2015	SOUTHWEST GAS	CONCORD VILLAGE	\$	33.77
02/18/2015	SOUTHWEST GAS	CONCORD VILLAGE	\$	162.08
02/27/2015	SOUTHWEST GAS		\$	80.30
05/10/2016	SOUTHWEST GAS	Admin	\$	51.82
05/10/2016	SOUTHWEST GAS	Admin	\$	34.78
01/23/2017	SOUTHWEST GAS	LINDELL	\$	161.32
02/21/2017	SOUTHWEST GAS	LINDELL	\$	94.84
03/27/2017	SOUTHWEST GAS	LINDELL	\$	59.68
04/24/2017	SOUTHWEST GAS	LINDELL	\$	33.41
05/27/2017	SOUTHWEST GAS	LINDELL	\$	27.13
06/22/2017	SOUTHWEST GAS	LINDELL	\$	54.26
			\$	793.39

#### Utilities Power

01/05/2015	NV ENERGY	CAMBRIA	\$	25.84
01/05/2015	NV ENERGY	CONCORD VILLAGE	\$	33.32
01/05/2015	NV ENERGY	LINDELL	\$	16.91
01/05/2015	NV ENERGY	LINDELL	\$	19.32

01/05/2015	NV ENERGY	LINDELL	\$	21.72
01/26/2015	NV ENERGY	LINDELL	\$	46.66
01/26/2015	NV ENERGY	LINDELL	\$	21.41
01/26/2015	NV ENERGY	LINDELL	\$	24.17
01/26/2015	NV ENERGY	LINDELL	\$	33.23
02/02/2015	NV ENERGY	CAMBRIA	\$	27.68
02/02/2015	NV ENERGY	COMPASS ROSE	\$	49.37
02/17/2015	NV ENERGY	LINDELL	\$	29.04
02/17/2015	NV ENERGY	LINDELL	\$	56.99
02/17/2015	NV ENERGY	LINDELL	\$	33.76
02/17/2015	NV ENERGY	LINDELL	\$	38.30
03/03/2015	NV ENERGY	CAMBRIA	\$	28.51
03/18/2015	NV ENERGY	LINDELL	\$	271.98
03/18/2015	NV ENERGY	LINDELL	\$	80.10
03/18/2015	NV ENERGY	LINDELL	\$	90.48
03/18/2015	NV ENERGY	LINDELL	\$	109.36
04/06/2015	NV ENERGY	CAMBRIA	\$	30.85
04/13/2015	NV ENERGY	LINDELL	\$	115.00
04/13/2015	NV ENERGY	LINDELL	\$	109.36
04/13/2015	NV ENERGY	LINDELL	\$	90.48
04/13/2015	NV ENERGY	LINDELL	\$	80.10
04/13/2015	NV ENERGY	LINDELL	\$	(80.10)
04/13/2015	NV ENERGY	LINDELL	\$	51.71
04/13/2015	NV ENERGY	LINDELL	\$	105.27
04/13/2015	NV ENERGY	LINDELL	\$	(90.48)
04/13/2015	NV ENERGY	LINDELL	\$	(109.36)
04/13/2015	NV ENERGY	LINDELL	\$	(271.98)
04/27/2015	NV ENERGY	LINDELL	\$	30.57
04/27/2015	NV ENERGY	LINDELL	\$	28.88
04/27/2015	NV ENERGY	LINDELL	\$	48.01
04/27/2015	NV ENERGY	LINDELL	\$	37.07
04/30/2015	NV ENERGY	COMPASS ROSE	\$	42.48
05/28/2015	NV ENERGY	LINDELL	\$	28.88
05/28/2015	NV ENERGY	LINDELL	\$	37.07
05/28/2015	NV ENERGY	LINDELL	\$	30.31
05/28/2015	NV ENERGY	LINDELL	\$	237.53
05/28/2015	NV ENERGY	LINDELL	\$	45.91
06/22/2015	NV ENERGY	LINDELL	\$	40.18
06/22/2015	NV ENERGY	LINDELL	\$	28.88
06/22/2015	NV ENERGY	LINDELL	\$	30.95
06/22/2015	NV ENERGY	LINDELL	\$	44.59
07/01/2015	NV ENERGY	LINDELL	\$	67.72
07/16/2015	NV ENERGY	LINDELL	\$	(33.23)
07/16/2015	NV ENERGY	LINDELL	\$	(46.66)
07/16/2015	NV ENERGY	LINDELL	\$	(21.41)
07/16/2015	NV ENERGY	LINDELL	\$	(24.17)
07/27/2015	NV ENERGY	CONCORD VILLAGE	\$	185.30

07/27/2015	NV ENERGY	LINDELL	\$	42.31
07/27/2015	NV ENERGY	LINDELL	\$	35.69
07/27/2015	NV ENERGY	LINDELL	\$	90.05
07/27/2015	NV ENERGY	LINDELL	\$	28.96
07/27/2015	NV ENERGY	LINDELL	\$	31.94
08/04/2015	NV ENERGY	LINDELL	\$	15.29
09/01/2015	NV ENERGY	LINDELL	\$	31.49
09/04/2015	NV ENERGY	LINDELL	\$	94.14
09/10/2015	NV ENERGY	LINDELL	\$	28.95
09/10/2015	NV ENERGY	LINDELL	\$	29.03
09/10/2015	NV ENERGY	LINDELL	\$	49.18
09/10/2015	NV ENERGY	LINDELL	\$	58.27
10/01/2015	NV ENERGY	LINDELL	\$	40.83
10/01/2015	NV ENERGY	LINDELL	\$	78.11
10/06/2015	NV ENERGY	LINDELL	\$	48.56
10/06/2015	NV ENERGY	LINDELL	\$	28.95
10/06/2015	NV ENERGY	LINDELL	\$	44.01
10/06/2015	NV ENERGY	LINDELL	\$	49.59
10/30/2015	NV ENERGY	LINDELL	\$	76.60
11/04/2015	NV ENERGY	LINDELL	\$	32.99
11/04/2015	NV ENERGY	LINDELL	\$	32.99
11/04/2015	NV ENERGY	LINDELL	\$	50.13
11/04/2015	NV ENERGY	LINDELL	\$	120.27
11/09/2015	NV ENERGY	LINDELL	\$	32.42
12/02/2015	NV ENERGY	LINDELL	\$	31.86
12/02/2015	NV ENERGY	LINDELL	\$	34.07
12/02/2015	NV ENERGY	LINDELL	\$	31.93
12/02/2015	NV ENERGY	LINDELL	\$	31.93
12/02/2015	NV ENERGY	LINDELL	\$	49.78
01/04/2016	NV ENERGY	LINDELL	\$	33.67
01/04/2016	NV ENERGY	LINDELL	\$	35.50
01/05/2016	NV ENERGY	LINDELL	\$	30.63
01/05/2016	NV ENERGY	LINDELL	\$	30.85
01/05/2016	NV ENERGY	LINDELL	\$	54.52
02/02/2016	NV ENERGY	LINDELL	\$	32.85
02/02/2016	NV ENERGY	LINDELL	\$	35.17
02/08/2016	NV ENERGY	LINDELL	\$	30.05
02/08/2016	NV ENERGY	LINDELL	\$	30.38
02/08/2016	NV ENERGY	LINDELL	\$	52.87
02/17/2016	NV ENERGY	LINDELL	\$	32.08
02/17/2016	NV ENERGY	LINDELL	\$	34.64
02/17/2016	NV ENERGY	LINDELL	\$	30.16
02/17/2016	NV ENERGY	LINDELL	\$	31.09
02/17/2016	NV ENERGY	LINDELL	\$	51.22
03/31/2016	NV ENERGY	LINDELL	\$	31.79
03/31/2016	NV ENERGY	LINDELL	\$	34.35
03/31/2016	NV ENERGY	LINDELL	\$	29.73

03/31/2016	NV ENERGY	LINDELL	\$	30.65
03/31/2016	NV ENERGY	LINDELL	\$	49.60
04/20/2016	NV ENERGY	LINDELL	\$	23.10
04/20/2016	NV ENERGY	LINDELL	\$	25.03
04/20/2016	NV ENERGY	LINDELL	\$	31.04
05/06/2016	NV ENERGY	LINDELL	\$	17.22
06/02/2016	NV ENERGY	LINDELL	\$	31.48
07/01/2016	NV ENERGY	LINDELL	\$	26.71
07/01/2016	NV ENERGY	LINDELL	\$	30.24
07/01/2016	NV ENERGY	LINDELL	\$	31.95
07/24/2016	NV ENERGY	CHURCHILL	\$	166.00
08/02/2016	NV ENERGY	LINDELL	\$	32.85
08/02/2016	NV ENERGY	LINDELL	\$	40.88
08/02/2016	NV ENERGY	LINDELL	\$	46.20
08/28/2016	NV ENERGY	CHURCHILL	\$	73.60
09/01/2016	NV ENERGY	LINDELL	\$	32.70
09/01/2016	NV ENERGY	LINDELL	\$	45.36
09/01/2016	NV ENERGY	LINDELL	\$	54.84
10/03/2016	NV ENERGY	LINDELL	\$	32.63
10/03/2016	NV ENERGY	LINDELL	\$	38.70
10/03/2016	NV ENERGY	LINDELL	\$	46.54
10/20/2016	NV ENERGY	LINDELL	\$	25.03
10/20/2016	NV ENERGY	LINDELL	\$	28.91
11/01/2016	NV ENERGY	LINDELL	\$	48.11
12/02/2016	NV ENERGY	LINDELL	\$	46.99
12/30/2016	NV ENERGY	LINDELL	\$	53.16
01/04/2017	NV ENERGY	LINDELL	\$	51.07
02/02/2017	NV ENERGY	LINDELL	\$	50.39
02/02/2017	NV ENERGY	LINDELL	\$	54.29
03/03/2017	NV ENERGY	LINDELL	\$	46.76
03/03/2017	NV ENERGY	LINDELL	\$	52.06
03/07/2017	NV ENERGY	LINDELL	\$	219.43
03/31/2017	NV ENERGY	LINDELL	\$	44.18
04/03/2017	NV ENERGY	LINDELL	\$	(25.46)
04/03/2017	NV ENERGY	LINDELL	\$	52.20
05/02/2017	NV ENERGY	LINDELL	\$	41.19
05/02/2017	NV ENERGY	LINDELL	\$	52.21
05/12/2017	NV ENERGY	HEATHER RIDGE	\$	36.33
05/31/2017	NV ENERGY	LINDELL	\$	39.17
05/31/2017	NV ENERGY	LINDELL	\$	45.24
05/31/2017	NV ENERGY	LINDELL	\$	49.89
06/14/2017	NV ENERGY	HEATHER RIDGE	\$	98.23
06/27/2017	NV ENERGY	LINDELL	\$	79.52
			\$	6,015.95

**Utilities Sewer**

02/02/2015	CITY OF LAS VEGAS	ANACONDA	\$	66.36
------------	-------------------	----------	----	-------

02/02/2015	CITY OF LAS VEGAS	CAMBRIA	\$	150.00
02/02/2015	CITY OF LAS VEGAS	COMPASS ROSE	\$	60.33
02/02/2015	CITY OF LAS VEGAS	CONCORD VILLAGE	\$	60.33
02/10/2015	CITY OF LAS VEGAS	SAWYER	\$	60.33
03/02/2015	CITY OF LAS VEGAS	BAXTER	\$	60.33
03/02/2015	CITY OF LAS VEGAS	TERRA BELLA	\$	60.33
03/16/2015	CITY OF LAS VEGAS	LINDELL	\$	(158.09)
04/01/2015	CITY OF LAS VEGAS	CHURCHILL	\$	60.33
04/01/2015	CITY OF LAS VEGAS	CONCORD VILLAGE	\$	60.33
04/01/2015	CITY OF LAS VEGAS	GUADALUPE	\$	60.33
05/28/2015	CITY OF LAS VEGAS	COMPASS ROSE	\$	69.38
05/28/2015	CITY OF LAS VEGAS	SAWYER	\$	60.33
05/28/2015	CITY OF LAS VEGAS	CAMBRIA	\$	69.38
05/28/2015	CITY OF LAS VEGAS	TERRA BELLA	\$	60.33
05/28/2015	CITY OF LAS VEGAS	BAXTER	\$	60.33
05/28/2015	CITY OF LAS VEGAS	ANACONDA	\$	76.32
07/04/2015	CITY OF LAS VEGAS	ANACONDA	\$	66.36
07/04/2015	CITY OF LAS VEGAS	CHURCHILL	\$	60.33
07/04/2015	CITY OF LAS VEGAS	COMPASS ROSE	\$	60.33
07/04/2015	CITY OF LAS VEGAS	CONCORD VILLAGE	\$	60.33
07/05/2015	CITY OF LAS VEGAS	CAMBRIA	\$	60.33
07/06/2015	CITY OF LAS VEGAS	GUADALUPE	\$	60.33
08/03/2015	Clark County Water Reclamation	MARNELL	\$	225.09
08/03/2015	Clark County Water Reclamation	LINDELL	\$	601.02
09/18/2015	CITY OF LAS VEGAS	TERRA BELLA	\$	60.33
09/18/2015	CITY OF LAS VEGAS	SAWYER	\$	60.33
09/18/2015	CITY OF LAS VEGAS	BAXTER	\$	60.33
10/08/2015	CITY OF LAS VEGAS	CONCORD VILLAGE	\$	60.33
10/08/2015	CITY OF LAS VEGAS	GUADALUPE	\$	60.33
10/08/2015	CITY OF LAS VEGAS	CHURCHILL	\$	60.33
11/17/2015	CITY OF LAS VEGAS	CAMBRIA	\$	60.33
11/17/2015	CITY OF LAS VEGAS	ANACONDA	\$	66.36
11/17/2015	CITY OF LAS VEGAS	COMPASS ROSE	\$	60.33
11/17/2015	Clark County Water Reclamation	LINDELL	\$	600.92
12/14/2015	CITY OF LAS VEGAS	BAXTER	\$	60.33
12/14/2015	CITY OF LAS VEGAS	TERRA BELLA	\$	60.33
12/14/2015	CITY OF LAS VEGAS	SAWYER	\$	60.33
01/08/2016	CITY OF LAS VEGAS	CONCORD VILLAGE	\$	61.42
01/08/2016	CITY OF LAS VEGAS	CHURCHILL	\$	61.42
01/08/2016	CITY OF LAS VEGAS	GUADALUPE	\$	61.42
01/26/2016	CITY OF LAS VEGAS	COMPASS ROSE	\$	61.42
01/26/2016	CITY OF LAS VEGAS	CAMBRIA	\$	61.42
01/26/2016	CITY OF LAS VEGAS	ANACONDA	\$	67.56
02/11/2016	Clark County Water Reclamation	LINDELL	\$	600.92
03/29/2016	CITY OF LAS VEGAS	BAXTER	\$	70.64
03/29/2016	CITY OF LAS VEGAS	CHURCHILL	\$	61.42
03/29/2016	CITY OF LAS VEGAS	SAWYER	\$	70.64



03/29/2016	CITY OF LAS VEGAS	CONCORD VILLAGE	\$	61.42
03/29/2016	CITY OF LAS VEGAS	GUADALUPE	\$	61.42
03/29/2016	CITY OF LAS VEGAS	TERRA BELLA	\$	70.64
05/04/2016	Clark County Water Reclamation	LINDELL	\$	600.92
05/10/2016	CITY OF LAS VEGAS	BAXTER	\$	61.42
05/10/2016	CITY OF LAS VEGAS	CAMBRIA	\$	61.42
05/10/2016	CITY OF LAS VEGAS	COMPASS ROSE	\$	61.42
05/10/2016	CITY OF LAS VEGAS	SAWYER	\$	61.42
05/10/2016	CITY OF LAS VEGAS	TERRA BELLA	\$	61.42
05/10/2016	CITY OF LAS VEGAS	ANACONDA	\$	67.56
07/24/2016	CITY OF LAS VEGAS	CHURCHILL	\$	70.63
07/24/2016	CITY OF LAS VEGAS	CAMBRIA	\$	61.42
07/24/2016	CITY OF LAS VEGAS	ANACONDA	\$	67.56
07/24/2016	CITY OF LAS VEGAS	COMPASS ROSE	\$	61.42
07/24/2016	Clark County Water Reclamation	LINDELL	\$	601.02
07/24/2016	Clark County Water Reclamation	MARNELL	\$	237.09
09/15/2016	CITY OF LAS VEGAS	BAXTER	\$	61.42
09/15/2016	CITY OF LAS VEGAS	CHURCHILL	\$	61.42
09/15/2016	CITY OF LAS VEGAS	SAWYER	\$	61.42
09/15/2016	CITY OF LAS VEGAS	TERRA BELLA	\$	61.42
09/15/2016	CITY OF LAS VEGAS	GUADALUPE	\$	132.05
09/15/2016	CITY OF LAS VEGAS	CONCORD VILLAGE	\$	132.05
10/25/2016	CITY OF LAS VEGAS	ANACONDA	\$	67.56
10/25/2016	CITY OF LAS VEGAS	CAMBRIA	\$	61.42
10/25/2016	CITY OF LAS VEGAS	COMPASS ROSE	\$	61.42
10/26/2016	Clark County Water Reclamation	LINDELL	\$	601.02
12/13/2016	CITY OF LAS VEGAS	SAWYER	\$	61.42
12/13/2016	CITY OF LAS VEGAS	BAXTER	\$	61.42
12/13/2016	CITY OF LAS VEGAS	TERRA BELLA	\$	61.42
12/16/2016	CITY OF LAS VEGAS	CHURCHILL	\$	62.22
01/31/2017	CITY OF LAS VEGAS	CONCORD VILLAGE	\$	71.55
01/31/2017	CITY OF LAS VEGAS	CAMBRIA	\$	62.22
01/31/2017	CITY OF LAS VEGAS	ANACONDA	\$	68.44
01/31/2017	CITY OF LAS VEGAS	COMPASS ROSE	\$	62.22
01/31/2017	CITY OF LAS VEGAS	GUADALUPE	\$	71.55
02/15/2017	Clark County Water Reclamation	LINDELL	\$	600.82
03/06/2017	CITY OF LAS VEGAS	SAWYER	\$	62.22
03/06/2017	CITY OF LAS VEGAS	TERRA BELLA	\$	62.22
03/06/2017	CITY OF LAS VEGAS	BAXTER	\$	62.22
04/04/2017	CITY OF LAS VEGAS	CHURCHILL	\$	62.22
04/04/2017	CITY OF LAS VEGAS	CONCORD VILLAGE	\$	62.22
04/04/2017	CITY OF LAS VEGAS	GUADALUPE	\$	62.22
04/19/2017	CITY OF LAS VEGAS	ANACONDA	\$	68.44
04/19/2017	CITY OF LAS VEGAS	COMPASS ROSE	\$	62.22
04/19/2017	CITY OF LAS VEGAS	CAMBRIA	\$	62.22
04/19/2017	Clark County Water Reclamation	LINDELL	\$	600.92
05/25/2017	CITY OF LAS VEGAS	SAWYER	\$	62.22

05/25/2017	CITY OF LAS VEGAS	BAXTER	\$	62.22
05/25/2017	CITY OF LAS VEGAS	TERRA BELLA	\$	62.22
05/28/2017	City of North Las Vegas	HEATHER RIDGE	\$	60.58
06/27/2017	City of North Las Vegas	HEATHER RIDGE	\$	145.74
			\$	10,953.07

**Utilities Trash Service**

01/06/2015	REPUBLIC SERVICES	ANACONDA	\$	46.21
01/06/2015	REPUBLIC SERVICES	BAXTER	\$	46.21
01/06/2015	REPUBLIC SERVICES	CAMBRIA	\$	46.21
01/06/2015	REPUBLIC SERVICES	CHURCHILL	\$	46.21
01/06/2015	REPUBLIC SERVICES	TERRA BELLA	\$	45.86
01/06/2015	REPUBLIC SERVICES	LINDELL	\$	926.25
01/20/2015	REPUBLIC SERVICES	COMPASS ROSE	\$	37.76
03/06/2015	REPUBLIC SERVICES	ANACONDA	\$	42.63
03/06/2015	REPUBLIC SERVICES	BAXTER	\$	42.63
03/06/2015	REPUBLIC SERVICES	CAMBRIA	\$	42.63
03/06/2015	REPUBLIC SERVICES	CHURCHILL	\$	42.63
03/06/2015	REPUBLIC SERVICES	CONCORD VILLAGE	\$	42.63
03/06/2015	REPUBLIC SERVICES	TERRA BELLA	\$	42.63
03/20/2015	REPUBLIC SERVICES	COMPASS ROSE	\$	42.63
04/01/2015	REPUBLIC SERVICES	SAWYER	\$	350.32
04/01/2015	REPUBLIC SERVICES	LINDELL	\$	926.25
05/08/2015	REPUBLIC SERVICES	MARNELL	\$	92.42
07/07/2015	REPUBLIC SERVICES	ANACONDA	\$	46.67
07/07/2015	REPUBLIC SERVICES	BAXTER	\$	46.67
07/07/2015	REPUBLIC SERVICES	CAMBRIA	\$	46.67
07/07/2015	REPUBLIC SERVICES	CHURCHILL	\$	46.67
07/07/2015	REPUBLIC SERVICES	GUADALUPE	\$	46.67
07/07/2015	REPUBLIC SERVICES	SAWYER	\$	46.67
07/07/2015	REPUBLIC SERVICES	TERRA BELLA	\$	46.67
07/15/2015	REPUBLIC SERVICES	COMPASS ROSE	\$	46.67
07/15/2015	REPUBLIC SERVICES	CONCORD VILLAGE	\$	46.67
07/23/2015	REPUBLIC SERVICES	LINDELL	\$	941.25
07/23/2015	REPUBLIC SERVICES	MARNELL	\$	43.32
10/09/2015	REPUBLIC SERVICES	TERRA BELLA	\$	46.96
10/09/2015	REPUBLIC SERVICES	MARNELL	\$	43.32
10/09/2015	REPUBLIC SERVICES	ANACONDA	\$	46.96
10/09/2015	REPUBLIC SERVICES	BAXTER	\$	46.96
10/09/2015	REPUBLIC SERVICES	CAMBRIA	\$	46.96
10/09/2015	REPUBLIC SERVICES	CHURCHILL	\$	46.96
10/09/2015	REPUBLIC SERVICES	COMPASS ROSE	\$	46.96
10/09/2015	REPUBLIC SERVICES	GUADALUPE	\$	46.96
10/09/2015	REPUBLIC SERVICES	SAWYER	\$	46.96
10/09/2015	REPUBLIC SERVICES	LINDELL	\$	941.25
12/15/2015	REPUBLIC SERVICES	COMPASS ROSE	\$	43.32
12/15/2015	REPUBLIC SERVICES	SAWYER	\$	43.32

12/15/2015	REPUBLIC SERVICES	ANACONDA	\$	43.32
12/15/2015	REPUBLIC SERVICES	BAXTER	\$	43.32
12/15/2015	REPUBLIC SERVICES	CAMBRIA	\$	43.32
12/15/2015	REPUBLIC SERVICES	CHURCHILL	\$	43.32
12/15/2015	REPUBLIC SERVICES	TERRA BELLA	\$	43.32
12/15/2015	REPUBLIC SERVICES	GUADALUPE	\$	43.32
12/20/2015	REPUBLIC SERVICES	CONCORD VILLAGE	\$	43.32
01/21/2016	REPUBLIC SERVICES	MARNELL	\$	43.32
01/21/2016	REPUBLIC SERVICES	LINDELL	\$	941.25
03/15/2016	REPUBLIC SERVICES	ANACONDA	\$	43.32
03/15/2016	REPUBLIC SERVICES	BAXTER	\$	43.32
03/15/2016	REPUBLIC SERVICES	CAMBRIA	\$	43.32
03/15/2016	REPUBLIC SERVICES	CHURCHILL	\$	43.32
03/15/2016	REPUBLIC SERVICES	COMPASS ROSE	\$	43.32
03/15/2016	REPUBLIC SERVICES	CONCORD VILLAGE	\$	43.32
03/15/2016	REPUBLIC SERVICES	GUADALUPE	\$	43.32
03/16/2016	REPUBLIC SERVICES	SAWYER	\$	43.32
03/20/2016	REPUBLIC SERVICES	TERRA BELLA	\$	43.32
04/20/2016	REPUBLIC SERVICES	LINDELL	\$	941.25
04/20/2016	REPUBLIC SERVICES	MARNELL	\$	43.32
06/20/2016	REPUBLIC SERVICES	CAMBRIA	\$	43.46
06/20/2016	REPUBLIC SERVICES	CHURCHILL	\$	43.46
06/20/2016	REPUBLIC SERVICES	COMPASS ROSE	\$	43.46
06/20/2016	REPUBLIC SERVICES	GUADALUPE	\$	43.46
06/20/2016	REPUBLIC SERVICES	SAWYER	\$	43.46
06/20/2016	REPUBLIC SERVICES	ANACONDA	\$	43.46
06/20/2016	REPUBLIC SERVICES	BAXTER	\$	43.46
06/30/2016	REPUBLIC SERVICES	CONCORD VILLAGE	\$	44.15
06/30/2016	REPUBLIC SERVICES	TERRA BELLA	\$	43.46
07/20/2016	REPUBLIC SERVICES	LINDELL	\$	942.54
07/20/2016	REPUBLIC SERVICES	MARNELL	\$	43.53
09/20/2016	REPUBLIC SERVICES	ANACONDA	\$	43.53
09/20/2016	REPUBLIC SERVICES	BAXTER	\$	43.53
09/20/2016	REPUBLIC SERVICES	CAMBRIA	\$	43.53
09/20/2016	REPUBLIC SERVICES	CHURCHILL	\$	43.53
09/20/2016	REPUBLIC SERVICES	COMPASS ROSE	\$	43.53
09/20/2016	REPUBLIC SERVICES	CONCORD VILLAGE	\$	43.53
09/20/2016	REPUBLIC SERVICES	GUADALUPE	\$	43.53
09/20/2016	REPUBLIC SERVICES	SAWYER	\$	43.53
09/20/2016	REPUBLIC SERVICES	TERRA BELLA	\$	43.53
10/20/2016	REPUBLIC SERVICES	MARNELL	\$	43.53
10/20/2016	REPUBLIC SERVICES	LINDELL	\$	942.54
12/20/2016	REPUBLIC SERVICES	ANACONDA	\$	43.53
12/20/2016	REPUBLIC SERVICES	BAXTER	\$	43.53
12/20/2016	REPUBLIC SERVICES	CAMBRIA	\$	43.53
12/20/2016	REPUBLIC SERVICES	CHURCHILL	\$	43.53
12/20/2016	REPUBLIC SERVICES	COMPASS ROSE	\$	43.53

12/20/2016	REPUBLIC SERVICES	CONCORD VILLAGE	\$	43.53
12/20/2016	REPUBLIC SERVICES	GUADALUPE	\$	43.53
12/20/2016	REPUBLIC SERVICES	SAWYER	\$	43.53
12/20/2016	REPUBLIC SERVICES	TERRA BELLA	\$	43.53
01/20/2017	REPUBLIC SERVICES	MARNELL	\$	43.53
01/20/2017	REPUBLIC SERVICES	LINDELL	\$	942.54
03/17/2017	REPUBLIC SERVICES	ANACONDA	\$	43.53
03/17/2017	REPUBLIC SERVICES	BAXTER	\$	43.53
03/17/2017	REPUBLIC SERVICES	CAMBRIA	\$	43.53
03/17/2017	REPUBLIC SERVICES	CHURCHILL	\$	43.53
03/17/2017	REPUBLIC SERVICES	COMPASS ROSE	\$	43.53
03/17/2017	REPUBLIC SERVICES	CONCORD VILLAGE	\$	43.53
03/17/2017	REPUBLIC SERVICES	GUADALUPE	\$	43.53
03/17/2017	REPUBLIC SERVICES	TERRA BELLA	\$	43.53
03/17/2017	REPUBLIC SERVICES	SAWYER	\$	43.53
04/20/2017	REPUBLIC SERVICES	MARNELL	\$	43.53
04/20/2017	REPUBLIC SERVICES	LINDELL	\$	942.54
06/20/2017	REPUBLIC SERVICES	COMPASS ROSE	\$	43.61
06/20/2017	REPUBLIC SERVICES	CONCORD VILLAGE	\$	43.61
06/20/2017	REPUBLIC SERVICES	TERRA BELLA	\$	43.61
06/20/2017	REPUBLIC SERVICES	GUADALUPE	\$	43.61
06/20/2017	REPUBLIC SERVICES	CHURCHILL	\$	43.61
06/20/2017	REPUBLIC SERVICES	ANACONDA	\$	43.61
06/20/2017	REPUBLIC SERVICES	BAXTER	\$	43.61
06/20/2017	REPUBLIC SERVICES	CAMBRIA	\$	43.61
06/20/2017	REPUBLIC SERVICES	SAWYER	\$	43.61
			\$	14,279.77

**Utilities Water**

01/01/2015	LAS VEGAS VALLEY WATER DISTRICT	LINDELL	\$	218.58
01/14/2015	LAS VEGAS VALLEY WATER DISTRICT	CAMBRIA	\$	16.79
01/14/2015	LAS VEGAS VALLEY WATER DISTRICT	CONCORD VILLAGE	\$	10.79
02/02/2015	LAS VEGAS VALLEY WATER DISTRICT	LINDELL	\$	224.55
02/27/2015	LAS VEGAS VALLEY WATER DISTRICT	CAMBRIA	\$	20.51
03/02/2015	LAS VEGAS VALLEY WATER DISTRICT	LINDELL	\$	204.59
03/16/2015	LAS VEGAS VALLEY WATER DISTRICT	CAMBRIA	\$	15.90
03/23/2015	LAS VEGAS VALLEY WATER DISTRICT	COMPASS ROSE	\$	(93.02)
04/01/2015	LAS VEGAS VALLEY WATER DISTRICT	LINDELL	\$	178.31
05/05/2015	LAS VEGAS VALLEY WATER DISTRICT	LINDELL	\$	169.54
05/11/2015	LAS VEGAS VALLEY WATER DISTRICT	CAMBRIA	\$	18.44
05/13/2015	LAS VEGAS VALLEY WATER DISTRICT	LINDELL	\$	169.54
05/28/2015	LAS VEGAS VALLEY WATER DISTRICT	LINDELL	\$	37.19
05/28/2015	LAS VEGAS VALLEY WATER DISTRICT	LINDELL	\$	206.73
05/28/2015	LAS VEGAS VALLEY WATER DISTRICT	CAMBRIA	\$	28.56
06/17/2015	LAS VEGAS VALLEY WATER DISTRICT	CAMBRIA	\$	28.56
07/05/2015	LAS VEGAS VALLEY WATER DISTRICT	LINDELL	\$	29.97
07/31/2015	LAS VEGAS VALLEY WATER DISTRICT	CAMBRIA	\$	53.92

08/01/2015	LAS VEGAS VALLEY WATER DISTRICT	LINDELL	\$	342.56
08/05/2015	LAS VEGAS VALLEY WATER DISTRICT	LINDELL	\$	(97.00)
09/17/2015	LAS VEGAS VALLEY WATER DISTRICT	LINDELL	\$	327.09
10/13/2015	LAS VEGAS VALLEY WATER DISTRICT	LINDELL	\$	357.78
11/18/2015	LAS VEGAS VALLEY WATER DISTRICT	LINDELL	\$	273.02
11/18/2015	LAS VEGAS VALLEY WATER DISTRICT	LINDELL	\$	207.42
01/11/2016	LAS VEGAS VALLEY WATER DISTRICT	LINDELL	\$	261.96
02/08/2016	LAS VEGAS VALLEY WATER DISTRICT	LINDELL	\$	234.82
03/07/2016	LAS VEGAS VALLEY WATER DISTRICT	LINDELL	\$	264.18
04/11/2016	LAS VEGAS VALLEY WATER DISTRICT	LINDELL	\$	251.67
05/09/2016	LAS VEGAS VALLEY WATER DISTRICT	LINDELL	\$	243.77
06/06/2016	LAS VEGAS VALLEY WATER DISTRICT	LINDELL	\$	264.18
07/11/2016	LAS VEGAS VALLEY WATER DISTRICT	LINDELL	\$	253.31
08/08/2016	LAS VEGAS VALLEY WATER DISTRICT	LINDELL	\$	270.43
09/12/2016	LAS VEGAS VALLEY WATER DISTRICT	LINDELL	\$	230.65
10/07/2016	LAS VEGAS VALLEY WATER DISTRICT	LINDELL	\$	238.55
11/07/2016	LAS VEGAS VALLEY WATER DISTRICT	LINDELL	\$	277.20
12/12/2016	LAS VEGAS VALLEY WATER DISTRICT	LINDELL	\$	251.06
01/09/2017	LAS VEGAS VALLEY WATER DISTRICT	LINDELL	\$	245.11
02/06/2017	LAS VEGAS VALLEY WATER DISTRICT	LINDELL	\$	239.60
03/13/2017	LAS VEGAS VALLEY WATER DISTRICT	LINDELL	\$	286.70
04/10/2017	LAS VEGAS VALLEY WATER DISTRICT	LINDELL	\$	258.08
05/08/2017	LAS VEGAS VALLEY WATER DISTRICT	LINDELL	\$	237.78
06/05/2017	LAS VEGAS VALLEY WATER DISTRICT	LINDELL	\$	280.07
			\$	<u>7,539.44</u>
		Total	\$	<b>316,851.85</b>
Legal			\$	<b>159,810.00</b>
Accounting			\$	<b>15,980.00</b>
Automobile Expenses			\$	<b>61,374.00</b>
Telephone			\$	<b>8,633.00</b>
Interest Expense			\$	<b>7,975.00</b>
Bank Charges			\$	<b>1,031.96</b>
Repairs and Maintenance			\$	<b>229,627.42</b>
Total			\$	<b>801,283.23</b>

# EXHIBIT 9

# EXHIBIT 9

1 **DECN**  
2 MICHELLE O. TOBLER  
3 Nevada Bar No. 6147  
4 LAW OFFICES OF MICHELLE O. TOBLER, LTD.  
5 6955 North Durango Drive, Suite 1115  
6 Las Vegas, Nevada 89149  
7 Telephone: (702) 396-0700  
8 Facsimile: (702) 396-0960  
9 Arbitrator

FILED

2016 DEC -2 A 9:18

ADR

7 **DISTRICT COURT**  
8 **CLARK COUNTY, NEVADA**

10 LYNITA SUE NELSON,

11 Plaintiff,

12 v.

13 ROCHELLE A. MCARTHUR, and JOHN  
14 AND JANE DOES 1-10,

15 Defendants.

CASE NO. A-15-726599-C  
DEPT. NO. XXVI

ARBITRATION NO. 16-1269

17 **ARBITRATOR'S DECISION ON REQUEST FOR FEES/COSTS**

19 An Arbitration Award was served in this matter on the 3<sup>rd</sup> day of November, 2016.  
20 Defendant timely filed an application for attorney's fees and costs. There was an opposition to  
21 the application.

22 ///

24 ///


26 ///

28 ///

1 After consideration and arguments on behalf of the parties, I hereby find Defendant,  
2 ROCHELLE A. MCARTHUR, is entitled to a grant of attorney's fees in the amount of  
3 \$3,000.00 and costs in the amount of \$652.72.

4 DATED this 29<sup>th</sup> day of November, 2016.

5 LAW OFFICES OF MICHELLE O. TOBLER

6  
7   
8 MICHELLE O. TOBLER  
9 Nevada Bar No. 6147  
10 6955 North Durango Drive, Suite 1115  
11 Las Vegas, Nevada 89149  
12 Arbitrator  
13  
14  
15

16 **NOTICE**

17 Pursuant to N.A.R. 17(B)(1), applications for relief under this subsection do not toll the time  
18 periods specified in Rules 18 or 19.  
19  
20  
21  
22  
23  
24  
25  
26  
27  
28



- 1
- 2
- 3
- 4
- 5
- 6
- 7
- 8
- 9
- 10
- 11
- 12
- 13
- 14
- 15
- 16
- 17
- 18
- 19
- 20
- 21
- 22
- 23
- 24
- 25
- 26
- 27
- 28

JOSEF M. KARACSONYI, ESQ.  
THE DICKERSON LAW GROUP  
1745 Village Center Cir.  
Las Vegas, NV 89134  
Attorney for Plaintiff

  
LAW OFFICES OF MICHELLE O. TOBLER

# **EXHIBIT 10**

# **EXHIBIT 10**

1 **DISC**

2 THE DICKERSON KARACSONYI LAW GROUP

3 ROBERT P. DICKERSON, ESQ.

Nevada Bar No. 000945

4 JOSEF M. KARACSONYI, ESQ.

Nevada Bar No. 010634

1745 Village Center Circle

Las Vegas, Nevada 89134

5 Telephone: (702) 388-8600

Facsimile: (702) 388-0210

6 Email: info@thedklawgroup.com

7 Attorneys for Lynita Sue Nelson

8 EIGHTH JUDICIAL DISTRICT COURT  
9 FAMILY DIVISION

10 CLARK COUNTY, NEVADA

11 ERIC L. NELSON,

12 Plaintiff/Counterdefendant,

13 v.

14 LYNITA SUE NELSON,

15 MATT KLABACKA,

as Distribution Trustee of the  
16 ERIC L. NELSON NEVADA TRUST  
dated May 30, 2001,

17 Defendants/Counterclaimants.

18  
19 MATT KLABACKA, as Distribution  
20 Trustee of the ERIC L. NELSON  
NEVADA TRUST dated  
21 May 30, 2001,

22 Crossclaimant,

23 v.

24 LYNITA SUE NELSON, Individually  
25 and as Investment Trustee of the LSN  
NEVADA TRUST, dated  
26 May 30, 2011, and ERIC NELSON,

27 Cross-Defendants.

CASE NO. D-09-411537-D  
DEPT NO. O



1 DEFENDANT, LYNITA SUE NELSON'S, SIXTH POST APPEAL  
2 DISCLOSURE OF DOCUMENTS

3 TO: ERIC L. NELSON, Plaintiff;

4 TO: RHONDA K. FORSBERG, ESQ., of RHONDA K. FORSBERG,  
5 CHARTERED, Attorney for Plaintiff, ERIC L. NELSON;

6 TO: MATT KLABACKA, as Distribution Trustee of the ERIC L.  
7 NELSON NEVADA TRUST dated May 30, 2001, Defendant; and

8 TO: JEFFREY P. LUSZECK, ESQ., of SOLOMON DWIGGINS &  
9 FREER, LTD., Attorney for Defendant, MATT KLABACKA, as  
10 Distribution Trustee of the ERIC L. NELSON NEVADA TRUST  
11 dated May 30, 2001:

12 COMES NOW the Defendant and Cross-Defendant, LYNITA SUE  
13 NELSON ("Lynita"), by and through her attorneys, ROBERT P.  
14 DICKERSON, ESQ., and JOSEF M. KARACSONYI, ESQ., of THE  
15 DICKERSON KARACSONYI LAW GROUP, and hereby submits the  
16 following documents to all parties of record:


17 1. LSN Property Expenses for the period of May 1, 2018, to  
18 August 27, 2018, Bates Nos. LSN000358 - LSN000361.

19 2. Red Rock Financial Services, Accounting Ledger as of July 23,  
20 2018, for the property located at 1608 Rusty Ridge Lane, Henderson,  
21 Nevada 89002, Bates No. LSN000362.

22 3. Letter from Red Rock Financial Services dated August 29,  
23 2018, and the Notice of Claim of Lien for Delinquent Assessments,  
24 regarding the property located at 1608 Rusty Ridge Lane, Henderson,  
25 Nevada 89002, Bates Nos. LSN000363 - LSN000365.

26 DATED this 12<sup>th</sup> day of September, 2018.

27 THE DICKERSON KARACSONYI  
28 LAW GROUP

  
JOSEF M. KARACSONYI, ESQ.  
Nevada Bar No. 010634  
1745 Village Center Circle  
Las Vegas, Nevada 89134  
Attorneys for Lynita Sue Nelson



1 CERTIFICATE OF SERVICE

2 Pursuant to NRCP 5(b), I certify that I am an employee of THE  
3 DICKERSON KARACSONYI LAW GROUP, and that on this 13<sup>th</sup> day of  
4 September, 2018, I caused the above foregoing document entitled,  
5 DEFENDANT, LYNITA SUE NELSON'S, SIXTH POST APPEAL  
6 DISCLOSURE OF DOCUMENTS, to be served as follows:

7 [ x ] pursuant to EDCR 8.05(a), EDCR 8.05(f), NRCP 5(b)(2)(D)  
8 and Administrative Order 14-2 captioned "In the  
9 Administrative Matter of Mandatory Electronic Service in the  
10 Eighth Judicial District Court," by mandatory electronic  
11 service through the Eighth Judicial District Court's electronic  
12 filing system;

13 [ ] by placing same to be deposited for mailing in the United  
14 States Mail, in a sealed envelope upon which first class postage  
15 was prepaid in Las Vegas, Nevada;

16 [ ] pursuant to EDCR 7.26, to be sent via **facsimile**, by duly  
17 executed consent for service by electronic means;

18 [ ] by hand-delivery with signed Receipt of Copy.

19 To the attorney(s) and/or parties listed below at the address, email  
20 address, and/or facsimile number indicated below:

21 MARK A. SOLOMON, ESQ.  
22 JEFFREY P. LUSZECK, ESQ.  
23 SOLOMON DWIGGINS & FREER, LTD.  
24 9060 West Cheyenne Avenue  
25 Las Vegas, Nevada 89129  
26 [msolomon@sdfnvlaw.com](mailto:msolomon@sdfnvlaw.com)  
27 [jluszeck@sdfnvlaw.com](mailto:jluszeck@sdfnvlaw.com)

28 Attorneys for Matt Klabacka, Distribution Trustee of the ELN Trust

RHONDA S. FORSBERG, ESQ.  
RHONDA S. FORSBERG, ESQ., CHARTERED  
64 North Pecos Road, Suite 800  
Henderson, Nevada 89074  
[rforsberg@forsberg-law.com](mailto:rforsberg@forsberg-law.com)  
Attorney for Eric L. Nelson

25   
26 \_\_\_\_\_  
27 An employee of The Dickerson Karacsonyi Law Group  
28

Property Lindell & Houses  
May 1 - August 28, 2018 (updated)

LSN TRUST

Date	Name	Memo	Class	Amount
<b>Advertising</b>				
05/02/2018	RealNex	Real estate Subscription	LINDELL	\$ 59.25
06/02/2018	RealNex	Real estate Subscription	LINDELL	\$ 79.00
07/02/2018	RealNex	Real estate Subscription	LINDELL	\$ 79.00
08/02/2018		Real estate Subscription	LINDELL	\$ 79.00
				\$ 296.25
<b>Credit reports</b>				
05/17/2018	Loopnet	Credit Check	Admin	\$ 112.95
				\$ 112.95
<b>Elevator</b>				
06/29/2018	THYSSEN KRUPP ELEVATOR	Lindell Elevator maintenance	LINDELL	\$ 259.65
				\$ 259.65
<b>HOA Fee</b>				
06/18/2018	HIGH NOON HOA	April HOA	RUSTY RIDGE	\$ 140.00
07/10/2018	Country Garden HOA	April HOA	CLOVER BLOSSOM	\$ 60.50
08/02/2018	Country Garden HOA	May - August	CLOVER BLOSSOM	\$ 171.00
				\$ 371.50
<b>Insurance Expense</b>				
05/04/2018	Allstate	12/4/17 - 12/4/18	LINDELL	\$ 309.83
06/04/2018	Allstate	12/4/17 - 12/4/18	LINDELL	\$ 309.83
07/04/2018	Allstate	12/4/17 - 12/4/18	LINDELL	\$ 309.83
08/04/2018	Allstate	12/4/17 - 12/4/18	LINDELL	\$ 309.83
				\$ 1,239.32
<b>Property Mgmt Fees</b>				
05/11/2018	Lynita Nelson	April PM Fees	Properties	\$ 2,676.90
				\$ 2,676.90
<b>Repairs and Maintenance</b>				
05/02/2018	HOME DEPOT	Supplies	LINDELL	\$ 20.70
05/03/2018	Sun Devil Pools	Repairs Pool	HEATHER RIDGE	\$ 967.70
05/08/2018	RANDY SCOTT	repairs #102 and parking area	LINDELL	\$ 216.00
05/08/2018	RANDY SCOTT	repair 2 toilets, install garage door opener	TERRA BELLA	\$ 80.00
05/10/2018	PRIME AIR CONDITIONING	#103 replace condensor fan ,motor, capacitor and wiring	LINDELL	\$ 565.00
05/11/2018	HOME DEPOT	Supplies	LINDELL	\$ 176.27
05/18/2018	HOME DEPOT	Supplies	LINDELL	\$ 144.46
06/12/2018	Joe Pasch	Lindell rekey #102	LINDELL	\$ 75.00
06/13/2018	The Pickup Artist	remove Tv's and Refrigerators	LINDELL	\$ 200.00
06/16/2018	RANDY SCOTT	Ground maintenance Inv 404	LINDELL	\$ 144.00
06/16/2018	PRIME AIR CONDITIONING	#107 filters, cleaning evaporating coil, belt	LINDELL	\$ 350.00
06/29/2018	PRIME AIR CONDITIONING	#107 Blower motor, carrier oem, 15 MFD Capaciter	LINDELL	\$ 950.00

LSN000358

AA3572

07/20/2018	St Of NV Mechanical Corp	Lindell Elevator permit	LINDELL	\$	200.00
08/20/2018	Randy Scoot	Lindell repairs inv 425	LINDELL	\$	363.89
				\$	4,453.02
05/06/2018	Cox Cable	Internet for Elevator maintenance	LINDELL	\$	86.89
06/06/2018	<b>Utilities Cable</b>	Internet for Elevator maintenance	LINDELL	\$	86.89
07/06/2018	Cox Cable	Internet for Elevator maintenance	LINDELL	\$	86.89
08/06/2018	Cox Cable	Internet for Elevator maintenance	LINDELL	\$	86.89
08/06/2018	Cox Cable	Internet for Elevator maintenance	LINDELL	\$	171.88
				\$	519.44
	<b>Utilities Cable</b>				
05/01/2018	NV ENERGY	Lights	LINDELL	\$	53.83
05/01/2018	NV ENERGY	Lights	LINDELL	\$	59.51
05/30/2018	NV ENERGY	#103 - 5/8/2018	LINDELL	\$	106.89
05/30/2018	NV ENERGY	House lights	LINDELL	\$	49.41
06/29/2018	NV ENERGY	#103 - 6/7/2018	LINDELL	\$	119.76
06/29/2018	NV ENERGY	House Lights	LINDELL	\$	48.99
07/27/2018	NV ENERGY	#103	LINDELL	\$	156.79
08/01/18	NV ENERGY	House lights	LINDELL	\$	49.67
08/17/18	NV ENERGY	#103 final bill	LINDELL	\$	102.71
				\$	747.56
	<b>Utilities Sewer</b>				
05/01/2018	CITY OF LAS VEGAS	Sewer	ANACONDA	\$	69.33
05/01/2018	CITY OF LAS VEGAS	Sewer	COMPASS ROSE	\$	63.03
05/01/2018	CITY OF LAS VEGAS	Sewer	CAMBRIA	\$	63.03
05/11/2018	City of North Las Vegas	Sewer, water and trash	HEATHER RIDGE	\$	58.27
05/20/2018	Clark County Water Reclamation	Sewer	LINDELL	\$	600.92
06/20/2018	City of North Las Vegas	Sewer, water and trash	HEATHER RIDGE	\$	60.90
07/02/2018	CITY OF LAS VEGAS	7/1 invoice	CHURCHILL	\$	63.03
07/02/2018	CITY OF LAS VEGAS	7/1 invoice	CONCORD VILLAGE	\$	63.03
07/02/2018	CITY OF LAS VEGAS	7/1 invoice	GUADALUPE	\$	63.03
07/20/2018	Clark County Water Reclamation	Sewer	Lindell	\$	600.95
				\$	1,705.52
07/20/2018	Republic Services	7/1-9/30/2018	Lindell	\$	1,421.49
07/30/2018	Republic Services	7/1-9/30/18	Marnell	\$	44.76
07/30/2018	Republic Services	6/1-8/31/2018	Compass	\$	48.22
07/30/2018	Republic Services	6/1-8/31/2018	Concord	\$	48.22
07/30/2018	Republic Services	6/1-8/31/2018	Sawyer	\$	48.22
07/30/2018	Republic Services	6/1-8/31/2018	Churchill	\$	48.22
07/30/2018	Republic Services	6/1-8/31/2018	Terra Bella	\$	48.22
07/30/2018	Republic Services	6/1-8/31/2018	Cambria	\$	48.22
07/30/2018	Republic Services	6/1-8/31/2018	Anaconda	\$	48.22

LSN000359

AA3573

07/30/2018 Republic Services	6/1-8/31/2018	Baxter	\$	48.22
07/30/2018 Republic Services	6/1-8/31/2018	Guadalupe	\$	48.22
			\$	1,900.23
05/07/2018 LAS VEGAS VALLEY WATER DISTRICT	Water	LINDELL	\$	234.42
06/04/2018 LAS VEGAS VALLEY WATER DISTRICT	Water	LINDELL	\$	272.91
07/09/2018 LAS VEGAS VALLEY WATER DISTRICT	Water	LINDELL	\$	272.95
07/09/2018 LAS VEGAS VALLEY WATER DISTRICT	Water	LINDELL	\$	302.67
			\$	1,082.95
Total Property Lindell & Houses		Total	\$	15,365.29

#### BILLS NOT PAID

City of Las Vegas Sewer	due 8/1/2018 - Anaconda, Compass Rose and Cambria
Rusty Ridge HOA	\$848.77 Dues - 7/1/2018 - Collections fees included
Property Taxes	Houses and Lindell, 1st Installment due 8/20/2018

LSN000360

AA3574



UTILITIES TRANSFERS

Republic Services - They advised to have new owner call and transfer service into their name.

City of Las Vegas Sewer - They transfer service to new owner based on county records.

HOA needs to be changed

El Dorado for Heather Ridge - paid HOA for 2018

County Garden HOA - Clover Blossom - paid thru April 2018

High Noon - Rusty Ridge - paid thru April 2018

LSN000361

AA3575



Red Rock Financial Services  
Accounting Ledger  
Information as of: July 23, 2018

**Account Number:** 830654  
**Association:** High Noon at Old Vegas Ranch Homeowners Association  
**Property Address:** 1608 Rusty Ridge Ln, Henderson, NV 89002  
**Ledger Balance:** \$848.77  
**Homeowner(s):** LSN Nevada Trust u/a/d 5/30/01

Posting	Description	Amount	Balance	Pmt Ref	Memo
5/1/2018	Monthly Assessment	\$82.00	\$270.00		Monthly Assessment
5/30/2018	Late Fees	\$10.00	\$280.00		Late Fees
6/1/2018	Master Assessments	\$28.00	\$308.00		Master Assessments
6/1/2018	Landscape Maintenance Assessment	\$20.00	\$328.00		Landscape Maintenance Assessment
6/1/2018	Monthly Assessment	\$82.00	\$410.00		Monthly Assessment
6/7/2018	PreCollections-Initial	\$50.00	\$460.00		PreCollections - Initial
6/29/2018	Association Mgmt Payment	(\$140.00)	\$320.00	006312	Notice 06/07/18 Lockbox
6/30/2018	Late Fees	\$10.00	\$330.00		Late Fees
7/1/2018	Master Assessments	\$28.00	\$358.00		Master Assessments
7/1/2018	Landscape Maintenance Assessment	\$20.00	\$378.00		Landscape Maintenance Assessment
7/1/2018	Monthly Assessment	\$82.00	\$460.00		Monthly Assessment
7/16/2018	Management Company Collection Cost	\$200.00	\$660.00		
7/17/2018	Intent to Lien Letter	\$150.00	\$810.00		
7/17/2018	Mailing Costs	\$12.09	\$822.09		
7/17/2018	Mailing Costs	\$12.09	\$834.18		
7/17/2018	Mailing Costs	\$12.09	\$846.27		
7/23/2018	First Class Mailing	\$2.50	\$848.77		

May June  
July  
fees  
fees  
\$390.00  
\$400.00  
38.77  
\$845.77



Red Rock Financial Services  
PO Box 9088  
Temecula, CA 92589-9088



2336386368

PRESORT  
First-Class Mail  
U.S. Postage and  
Fees Paid  
WSO

Send Payments to:  
Red Rock Financial Services  
4775 W. Teco Avenue  
Suite 140  
Las Vegas, NV 89118

Send Correspondence to:  
Red Rock Financial Services  
4775 W. Teco Avenue  
Suite 140  
Las Vegas, NV 89118

20180830-117



LSN Nevada Trust u/a/d 5/30/01  
1745 Village Center Cir  
Las Vegas, NV 89134



AA3577  
FIRST CLASS  
LSN000363



2336386368

August 29, 2018

VIA CERTIFIED AND FIRST CLASS MAIL

LSN Nevada Trust u/a/d 5/30/01  
The Dickerson Law Group  
1745 Village Center Cir  
Las Vegas, NV 89134

Re: 1608 Rusty Ridge Ln, Henderson, NV 89002  
High Noon at Old Vegas Ranch Homeowners Association / R830654

Dear LSN Nevada Trust u/a/d 5/30/01 ,

***Red Rock Financial Services is a debt collector and is attempting to collect a debt. Any information obtained will be used for that purpose.***

Enclosed, please find a copy of the Notice of Claim of Lien for Delinquent Assessments. The amount noted on this letter and the Lien for Delinquent Assessments may differ. The amount due on the Notice of Claim of Lien for Delinquent Assessments is accurate as of the date of preparation. This amount may have changed due to additional assessments, late fees, interest, fines and collection fees and costs being assessed to the account.

Please contact Red Rock Financial Services to obtain a current account balance. All Payments must be in the form of a cashier's check or money order. Please ensure the account number is listed on any payments remitted to our office. If we receive partial payments, they will be credited to your account; however we will continue with the collection process on the balance owed as described above.

As allowed by Nevada Revised Statutes, Red Rock Financial Services may record a Notice of Default and Election to Sell no sooner than the 31<sup>st</sup> day from the mailing of the Notice of Claim of Lien for Delinquent Assessments. As a courtesy to you, an Intent to Notice of Default letter will be sent to you via first class mail prior to recording a Notice of Default (and additional charges will apply).

Regards,

Red Rock Financial Services  
enclosure(s)



| 702.932.6887

| 4775 W. Teco Avenue, Suite 140, Las Vegas, Nevada 89118 |

By sending your check, please be aware that you are authorizing Red Rock Financial Services to use the information on your check to make a one-time electronic debit from your account at the financial institution indicated on your check. This electronic debit will be for the amount of your check, an additional amount will be added to the amount. (If we cannot collect your electronic payment, we will issue a draft against your account.) Please contact the Accounts Receivable department at (702) 932-6887 to learn about other payment options should you prefer to not have your payment processed in this manner.

**AA3578**  
**LSN000364**



Assessor Parcel Number: 179-34-614-071  
File Number: R830654

Inst #: 20180828-0002455  
Fees: \$40.00  
08/28/2018 01:56:56 PM  
Receipt #: 3495694  
Requestor:  
RED ROCK FINANCIAL SERVICES  
Recorded By: SCHIABLE Pgs: 1  
DEBBIE CONWAY  
CLARK COUNTY RECORDER  
Src: ERECORD  
Ofc: ERECORD

**NOTICE OF CLAIM OF LIEN FOR DELINQUENT ASSESSMENTS**

**NOTICE IS HEREBY GIVEN:** Red Rock Financial Services, a division of FirstService Residential, Nevada, LLC, has been assigned as agent by the High Noon at Old Vegas Ranch Homeowners Association (the "Association"), in accordance with Nevada Revised Statutes Chapter 116 and the Association's Covenants, Conditions, and Restrictions, as amended and/or annexed (the "CC&Rs"), recorded on 10/09/2002, in Book Number 20021009, as Instrument Number 00578, of the Official Records of Clark County, Nevada, which CC&Rs have been supplied to and agreed upon by said owner.

The Association imposes a Lien for Delinquent Assessments on the following property:

1608 Rusty Ridge Ln Henderson NV 89002  
OLD VEGAS RANCH UNIT 1 HIGH NOON PLAT BOOK 106 PAGE 61 LOT 2 BLOCK 24  
in the County of Clark

Current Owner(s) of Record for the property:

LYNITA SUE NELSON, TRUSTEE OF THE LSN NEVADA TRUST U/A/D 5/30/01

**The amount owing as of the date of preparation of this lien is \*\*\$1,470.04.**

This amount may include assessments, late fees, interest, fines/violations, including fine(s) for violation(s) of the governing documents that pose an imminent threat of causing a substantial adverse effect on the health, safety or welfare of the owners of 1608 Rusty Ridge Ln or the Association's residents, and collection fees and costs.

\*\* The amount owing may increase or decrease as assessments, late fees, interest, fines/violations, collection fees, costs or partial payments are applied to the account.


Dated: August 23, 2018

  
Prepared By Eungel Watson, Red Rock Financial Services, on behalf of High Noon at Old Vegas Ranch Homeowners Association

STATE OF NEVADA )  
COUNTY OF CLARK )


On August 23, 2018, before me, personally appeared Eungel Watson, personally known to me (or proved to me on the basis of satisfactory evidence) to be the person whose name is subscribed to the within instrument and acknowledged to me that they executed the same in their authorized capacity, and that by their signature on the instrument the person, or the entity upon behalf of which the person acted, executed the instrument.

WITNESS my hand and official seal.

  
When Recorded Mail To: Red Rock Financial Services  
4775 W. Teco Avenue, Suite 140  
Las Vegas, Nevada 89118  
702-932-6887



AA3579  
LSN000365



Jeffrey P. Luszeck, Esq. (#9619)  
[jluszeck@sdfnlaw.com](mailto:jluszeck@sdfnlaw.com)  
SOLOMON DWIGGINS FREER & STEADMAN, LTD.  
9060 West Cheyenne Avenue  
Las Vegas, Nevada 89129  
Telephone: (702) 853-5483  
Facsimile: (702) 853-5485

*Attorneys for Matt Klabacka, Distribution  
Trustee of the ERIC L. NELSON NEVADA  
TRUST dated May 30, 2001*

**DISTRICT COURT  
CLARK COUNTY, NEVADA**

ERIC L. NELSON,

Plaintiff

vs.

LYNITA SUE NELSON, MATT  
KLABACKA, as Distribution Trustee of  
the ERIC L. NELSON NEVADA TRUST  
dated May 30, 2001,

Defendants

Case No.: D-09-411537-D  
Dept.: O

**HEARING DATE: July 11, 2023  
HEARING TIME: 10:30 a.m.**

MATT KLABACKA, Distribution Trustee  
of the ERIC L. NELSON NEVADA  
TRUST dated May 30, 2001,

Cross-claimant,

vs.

LYNITA SUE NELSON,

Cross-defendant.

**APPENDIX OF EXHIBITS TO SUPPLEMENT TO MOTION FOR  
IMMEDIATE PAYMENT OF FUNDS BELONGING TO ELN TRUST  
PURSUANT TO COURT ORDER ENTERED ON JUNE 9, 2023 – VOLUME**

**II**

Matt Klabacka, Distribution Trustee of the Eric L. Nelson Nevada Trust dated May 30, 2001 (the “ELN Trust”), by and through his Counsel of Record, the law firm of Solomon Dwiggins Freer & Steadman, Ltd., hereby submits his Appendix of Exhibits to Supplement Motion for Immediate Payment of Funds Belonging to ELN Trust (“Supplement”).

<b><u>EXHIBIT NO.</u></b>	<b><u>DESCRIPTION</u></b>	<b><u>PAGE RANGE</u></b>
1	Court Minutes entered on June 4, 2014	001 – 004 Volume I
2	Order Regarding Transfer of Property and Injunctions filed on September 22, 2014	005 – 014 Volume I
3	Decision dated April 19, 2018	015 – 024 Volume I
4	Defendant, Lynita Sue Nelson’s, Fourth Post Appeal Disclosure of Documents served on May 15, 2018	025 – 058 Volume I
5	Defendant, Lynita Sue Nelson’s, Fifth Post Appeal Disclosure of Documents served on May 25, 2018	059 – 075 Volume I
6	Defendant, Lynita Sue Nelson’s, Ninth Post Appeal Disclosure of Documents filed on March 1, 2021	076 – 085 Volume I
7	Defendant, Lynita Sue Nelson’s, Tenth Post Appeal Disclosure of Documents filed on March 11, 2021	086 – 091 Volume I
8	Defendant, Lynita Sue Nelson’s, Third Post Appeal Disclosure of Documents served on March 12, 2018	092 – 117 Volume I
9	Arbitrator’s Decision on Request for Fees/Costs filed on December 2, 2016	118 – 121 Volume I

<b><u>EXHIBIT NO.</u></b>	<b><u>DESCRIPTION</u></b>	<b><u>PAGE RANGE</u></b>
10	Defendant, Lynita Sue Nelson's, Sixth Post Appeal Disclosure of Documents served on September 13, 2018	122 – 133 Volume I
11	Defendant, Lynita Sue Nelson's, Seventh Post Appeal Disclosure of Documents served on March 19, 2020	134 – 144 Volume II
12	Defendant, Lynita Sue Nelson's, Second Post Appeal Disclosure of Documents served on February 16, 2018	145 – 162 Volume II
13	Arrearage Calculation Summary for Anaconda from July 2014 – April 2018	163 – 168 Volume II
14	Arrearage Calculation Summary for Baxter from July 2014 – April 2018	169 – 173 Volume II
15	Arrearage Calculation Summary for Cambria from July 2014 – April 2018	174 – 178 Volume II
16	Arrearage Calculation Summary for Churchill from July 2014 – April 2018	179 – 183 Volume II
17	Arrearage Calculation Summary for Clover Blossom from July 2014 – April 2018	184 – 188 Volume II
18	Arrearage Calculation Summary for Compass Rose from July 2014 – April 2018	189 – 193 Volume II
19	Arrearage Calculation Summary for Concord Village from July 2014 – April 2018	194 – 199 Volume II
20	Arrearage Calculation Summary for Guadalupe from July 2014 – April 2018	200 – 204 Volume II
21	Arrearage Calculation Summary for Heather Ridge from July 2014 – April 2018	205 – 209 Volume II
22	Arrearage Calculation Summary for Marnell from July 2014 – April 2018	210 – 215 Volume II





<u>EXHIBIT NO.</u>	<u>DESCRIPTION</u>	<u>PAGE RANGE</u>
23	Arrearage Calculation Summary for Rusty Ridge from July 2014 – April 2018	216 – 220 Volume II
24	Arrearage Calculation Summary for Sawyer from July 2014 – April 2018	221 – 225 Volume II
25	Arrearage Calculation Summary for Terra Bella from July 2014 – April 2018	226 – 230 Volume II
26	Arrearage Calculation Summary for Lindell from July 2014 – February 2021	231 – 248 Volume II
27	Arrearage Calculation Summary for the \$324,000.00	249 – 251 Volume II
28	Arrearage Calculation Summary for the \$6,050.00	252 – 254 Volume II
29	Arrearage Calculation Summary for \$75,000.00	255 – 257 Volume II
30	Arrearage Calculation Summary for \$88,166.00	258 – 260 Volume II

**DATED** this 20<sup>th</sup> day of June, 2023.

SOLOMON DWIGGINS FREER & STEADMAN, LTD.

/s/ Jeffrey P. Luszeck

By: \_\_\_\_\_

Jeffrey P. Luszeck, Esq. (#09619)

[jluszeck@sdfnlaw.com](mailto:jluszeck@sdfnlaw.com)

9060 West Cheyenne Avenue

Las Vegas, Nevada 89129

*Attorneys for Matt Klabacka, Distribution  
Trustee of the ERIC L. NELSON NEVADA  
Trust dated May 30, 2001*

**CERTIFICATE OF SERVICE**

PURSUANT to NRCP 5(b), I HEREBY CERTIFY that on June 20, 2023, I caused to be served a true and correct copy of the **APPENDIX OF EXHIBITS TO SUPPLEMENT TO MOTION FOR IMMEDIATE PAYMENT OF FUNDS BELONGING TO ELN TRUST – VOLUME II** to the following in the manner set forth below:

<input type="checkbox"/>	Hand Delivery
<input type="checkbox"/>	U.S. Mail, Postage Prepaid
<input type="checkbox"/>	Certified Mail, Receipt No.: _____
<input type="checkbox"/>	Return Receipt Request
<input checked="" type="checkbox"/>	E-Service through Odyssey eFileNV as follows:

Michelle A. Hauser, Esq.  
Hauser Family Law  
[michelle@hauserfamilylaw.com](mailto:michelle@hauserfamilylaw.com)

*Attorney for Plaintiff, Eric Nelson,  
Individually*

Curtis R. Rawlings, Esq.  
Pecos Law Group  
8925 South Pecos Road, Suite 14A  
Henderson, Nevada 89074  
[curtis@pecoslawgroup.com](mailto:curtis@pecoslawgroup.com)  
  
*Attorney for Lynita Sue Nelson and  
LSN Trust in an “Unbundled Capacity”*

Lynita S. Nelson  
P.O. Box 156-164  
10170 West Tropicana Avenue  
Las Vegas, NV 89147

*/s/ Alexandra Carnival*

\_\_\_\_\_  
An Employee of Solomon Dwiggins & Freer, Ltd.

# EXHIBIT 11

# EXHIBIT 11

**DISC**

THE DICKERSON KARACSONYI LAW GROUP

ROBERT P. DICKERSON, ESQ.

Nevada Bar No. 000945

JOSEF M. KARACSONYI, ESQ.

Nevada Bar No. 010634

YASNAI C. RODRIGUEZ-ZAMAN, ESQ.

Nevada Bar No. 014605

1745 Village Center Circle

Las Vegas, Nevada 89134

Telephone: (702) 388-8600

Facsimile: (702) 388-0210

Email: info@thedklawgroup.com

Attorneys for Lynita Sue Nelson

EIGHTH JUDICIAL DISTRICT COURT  
FAMILY DIVISION

CLARK COUNTY, NEVADA

ERIC L. NELSON,

Plaintiff/Counterdefendant,

v.

LYNITA SUE NELSON,

MATT KLABACKA,

as Distribution Trustee of the  
ERIC L. NELSON NEVADA TRUST  
dated May 30, 2001,

Defendants/Counterclaimants.

MATT KLABACKA, as Distribution  
Trustee of the ERIC L. NELSON  
NEVADA TRUST dated  
May 30, 2001,

Crossclaimant,

v.

LYNITA SUE NELSON, Individually  
and as Investment Trustee of the LSN  
NEVADA TRUST, dated  
May 30, 2011, and ERIC NELSON,

Cross-Defendants.

CASE NO. D-09-411537-D  
DEPT NO. O

1        DEFENDANT, LYNITA SUE NELSON'S, SEVENTH POST  
2        APPEAL DISCLOSURE OF DOCUMENTS

3        TO: ERIC L. NELSON, Plaintiff;

4        TO: DAWN R. THRONE, ESQ., of THRONE & HAUSER, Attorney for  
5        Plaintiff, ERIC L. NELSON;

6        TO: MATT KLABACKA, as Distribution Trustee of the ERIC L.  
7        NELSON NEVADA TRUST dated May 30, 2001, Defendant; and

8        TO: JEFFREY P. LUSZECK, ESQ., of SOLOMON DWIGGINS &  
9        FREER, LTD., Attorney for Defendant, MATT KLABACKA, as  
10       Distribution Trustee of the ERIC L. NELSON NEVADA TRUST  
11       dated May 30, 2001:

12       COMES NOW the Defendant and Cross-Defendant, LYNITA SUE  
13       NELSON ("Lynita"), by and through her attorneys, ROBERT P.  
14       DICKERSON, ESQ., JOSEF M. KARACSONYI, ESQ., and YASNAI C.  
15       RODRIGUEZ-ZAMAN, ESQ., of THE DICKERSON KARACSONYI  
16       LAW GROUP, and hereby submits the following documents to all parties  
17       of record:

18       1.    LSN Trust Profit and Loss Statement for Lindell for the period  
19       of July 1, 2014, to December 31, 2019, Bates No. LSN000366.

20       2.    LSN Trust Detailed Ledger for Lindell for the period of  
21       September 1, 2018 to September 30, 2019, Bates Nos. LSN000367-  
22       LSN000369.

23       ...

24       ...

25       ...

26       ...

27       ...

28       ...

...

...

...

1           3.    LSN Trust Rental Income for Lindell for the period of  
2   September 1, 2018 to September 30, 2019, Bates Nos. LSN000370-  
3   LSN000371.

4           DATED this 19<sup>th</sup> day of March, 2020.

5                           THE DICKERSON KARACSONYI  
6                           LAW GROUP

7                           

8                           \_\_\_\_\_  
9                           JOSEF M. KARACSONYI, ESQ.  
10                          Nevada Bar No. 010634  
11                          YASNAI RODRIGUEZ-ZAMAN, ESQ.  
12                          Nevada Bar No. 014605  
13                          1745 Village Center Circle  
14                          Las Vegas, Nevada 89134  
15                          Attorneys for Lynita Sue Nelson  
16  
17  
18  
19  
20  
21  
22  
23  
24  
25  
26  
27  
28

1 CERTIFICATE OF SERVICE

2 Pursuant to NRCP 5(b), I certify that I am an employee of THE  
3 DICKERSON KARACSONYI LAW GROUP, and that on this 19<sup>th</sup> day of  
4 March, 2020, I caused the above foregoing document entitled,  
5 DEFENDANT, LYNITA SUE NELSON'S, SEVENTH POST APPEAL  
6 DISCLOSURE OF DOCUMENTS, to be served as follows:

- 7 [X] pursuant to NEFCR 9, NRCP 5(b)(2)(E) and Administrative  
8 Order 14-2 captioned "In the Administrative Matter of  
9 Mandatory Electronic Service in the Eighth Judicial District  
10 Court," by mandatory electronic service through the Eighth  
11 Judicial District Court's electronic filing system;  
12 [ ] pursuant to NRCP 5(b)(2)(c), by placing same to be deposited  
13 for mailing in the United States Mail, in a sealed envelope  
14 upon which first class postage was prepaid in Las Vegas,  
15 Nevada;  
16 [ ] pursuant to NRCP 5(b)(2)(F), to be sent via facsimile, by duly  
17 executed consent for service by electronic means;  
18 [ ] pursuant to NRCP 5(b)(2)(A), by hand-delivery with signed  
19 Receipt of Copy.

20 To the attorney(s) and/or parties listed below at the address, email  
21 address, and/or facsimile number indicated below:

22 MARK A. SOLOMON, ESQ.  
23 JEFFREY P. LUSZECK, ESQ.  
24 SOLOMON DWIGGINS & FREER, LTD.  
25 9060 West Cheyenne Avenue  
26 Las Vegas, Nevada 89129

27 [msolomon@sdfnvlaw.com](mailto:msolomon@sdfnvlaw.com)

28 [jluszeck@sdfnvlaw.com](mailto:jluszeck@sdfnvlaw.com)

Attorneys for Matt Klabacka, Distribution Trustee of the ELN Trust

DAWN R. THRONE, ESQ.  
THRONE & HAUSER  
1070 W. Horizon Ridge Parkway, Suite # 100  
Henderson, Nevada 89012  
[Dawn@thronehauser.com](mailto:Dawn@thronehauser.com)  
Attorney for Eric L. Nelson

26 

27 An employee of The Dickerson Karacsonyi Law Group

**LSN TRUST**  
**Profit & Loss**  
July 2014 through October 2018

LINDELL PROPERTY P & L		7/1/14-12/31/14		11/1/15-12/31/15		1/1/16-12/31/16		1/1/17-12/31/17		1/1/18-12/31/18		1/1/19-12/31/19		TOTAL		
Ordinary Income		40,750.00		31,275.00		43,849.50		85,623.00		50,050.00		21,544.00		74,693.00		347,784.50
Rental Income Lindell																
Total Income		40,750.00		31,275.00		43,849.50		85,623.00		50,050.00		21,544.00		74,693.00		347,784.50
Expense																
Property Lindell																
Advertising		0.00		786.80		715.95		581.25		533.25		316.00		1,106.00		4,039.25
Commission Leases		0.00		8,456.40		0.00		0.00		0.00		0.00		0.00		8,456.40
Credit reports		0.00		22.95		0.00		0.00		0.00		0.00		0.00		22.95
Electricity		0.00		0.00		0.00		819.93		519.39		439.65		1,349.63		3,128.95
Exitation Fees		0.00		45.00		0.00		0.00		0.00		0.00		0.00		45.00
Improvements Building		0.00		31,195.87		8,732.83		0.00		0.00		0.00		0.00		39,928.70
Insurance Expense		3,845.00		3,940.00		4,976.08		234.75		2,472.64		1,380.03		5,424.50		22,273.00
Landscaping and Groundskee		1,225.00		31,218.98		3,048.69		440.65		0.00		0.00		-		35,933.32
Property Mgmt Fees		0.00		0.00		8,486.02		12,163.71		3,981.28		0.00		21,857.51		22,811.01
Repairs and Maintenance		5,929.00		12,026.15		1,000.00		28,268.85		5,953.39		552.00		4,891.77		114,750.28
Security Services		0.00		9,919.55		670.71		0.00		0.00		0.00		0.00		10,590.26
UTILITIES ALL		8,148.00		0.00		0.00		0.00		0.00		0.00		0.00		8,148.00
Utilities Cable		0.00		544.40		1,042.67		1,042.68		951.99		687.52		515.64		4,764.90
Utilities Gas		0.00		0.00		0.00		330.64		1,200.00		1,47.99		688.30		430.64
Utilities Water		0.00		2,849.87		1,515.40		1,515.40		1,515.40		1,515.40		8,638.56		8,638.56
Utilities Power		0.00		1,043.95		2,403.88		2,403.67		1,802.79		600.94		2,815.62		10,870.75
Utilities Trash Service		0.00		3,735.00		3,767.58		4,771.83		4,204.77		1,421.49		5,996.12		23,803.29
Utilities Water		0.00		2,849.87		3,041.78		3,149.04		2,099.86		891.30		2,992.14		15,123.99
Total Property Lindell		27,907.00		153,106.48		69,384.38		67,006.53		30,000.47		6,536.92		47,437.73		401,379.51
Total Expense		27,907.00		153,106.48		69,384.38		67,006.53		30,000.47		6,536.92		47,437.73		401,379.51
Net Ordinary Income		12,843.00		19,931.48		29,534.88		18,616.47		20,049.53		15,007.08		27,255.27		53,995.01
		12,843.00		19,931.48		29,534.88		18,616.47		20,049.53		15,007.08		27,255.27		53,995.01
Net Income																
Rent Eric Nelson (if paid)		0		\$ 22,400.00		\$ 38,400.00		\$ 38,400.00		\$ 32,000.00		\$ 6,400.00		\$ 38,400.00		\$ 76,000.00
Net Income (loss)		\$ 12,843.00		\$ (99,431.48)		\$ 12,865.12		\$ 57,016.47		\$ 52,049.53		\$ 21,407.08		\$ 65,655.27		\$ 122,404.99
NOTES																
				Eric paid 5% of his rent \$2,240.00 is for 7 months rent												
				For 2019 if Eric paid rent you each would receive \$3,283.74 but there was a loss so you put that money in \$53,995.01												
				You received \$72,555.27 (net income) you would \$5572.37 more												
				Based on net income, if Eric paid rent you would have received \$62,202.00 from 7/1/14 -12/31/2019												



REPORT DATE 12-19-19  
Expenses 9/1/2018 - 9/30/2019

LSN TRUST REPORT FOR COURT  
Property 3611 Lindell Road  
DESCRIPTION

DATE PAID	VENDOR	DESCRIPTION	AMOUNT PAID	TOTAL
ADVERTISING				
09/02/2018	Real Nex	Real Estate Subscription	Lindell \$ 79.00	
10/02/2018	Real Nex	Real Estate Subscription	Lindell \$ 79.00	
11/02/2018	Real Nex	Real Estate Subscription	Lindell \$ 79.00	
12/02/2018	Real Nex	Real Estate Subscription	Lindell \$ 79.00	
01/02/2019	Real Nex	Real Estate Subscription	Lindell \$ 79.00	
02/02/2019	Real Nex	Real Estate Subscription	Lindell \$ 79.00	
04/12/2019	Real Nex	Real Estate Subscription year	Lindell \$ 948.00	
			\$ -	\$ 1,422.00
Property Insurance				
09/06/2018	Allstate Insurance	Property Insurance 12/4/17 - 12/4/18	Lindell \$ 309.83	
10/06/2018	Allstate Insurance	Property Insurance 12/4/17 - 12/4/18	Lindell \$ 309.83	
11/06/2018	Allstate Insurance	Property Insurance 12/4/17 - 12/4/18	Lindell \$ 309.87	
12/06/2018	Allstate Insurance	Property Insurance 12/4/18-12/4/19	Lindell \$ 450.50	
01/09/2019	Allstate Insurance	Property Insurance 12/4/18-12/4/19	Lindell \$ 450.50	
02/06/2019	Allstate Insurance	Property Insurance 12/4/18-12/4/19	Lindell \$ 450.50	
03/06/2019	Allstate Insurance	Property Insurance 12/4/18-12/4/19	Lindell \$ 450.50	
04/05/2019	Allstate Insurance	Property Insurance 12/4/18-12/4/19	Lindell \$ 450.50	
05/08/2019	Allstate Insurance	Property Insurance 12/4/18-12/4/19	Lindell \$ 450.50	
06/05/2019	Allstate Insurance	Property Insurance 12/4/18-12/4/19	Lindell \$ 450.50	
07/06/2019	Allstate Insurance	Property Insurance 12/4/18-12/4/19	Lindell \$ 450.50	
08/07/2019	Allstate Insurance	Property Insurance 12/4/18-12/4/19	Lindell \$ 450.50	
09/06/2019	Allstate Insurance	Property Insurance 12/4/18-12/4/19	Lindell \$ 450.50	
				\$ 5,434.53
Property Taxes				
03/14/2019	Clark County Treasurer	2018-2019 1 and 2nd	Lindell \$ 7,398.77	
05/30/2019	Clark County Treasurer	2018- 2019 3rd and 4th payments	Lindell \$ 7,306.51	
08/20/2019	Clark County Treasurer	2019-2020 - 1st installment	Lindell \$ 3,506.91	
				\$ 18,212.19
Repairs and Maintenance				
11/06/2018	Randy Scott	Maintenance and common area cleanup	Lindell \$ 256.00	
12/08/2018	Randy Scott	Maintenance and common area cleanup	Lindell \$ 296.00	
01/19/2019	Randy Scott	Building Maintenance, #103 repairs	Lindell \$ 320.00	
01/30/2019	Randy Scott	Lindell Maintenance /cleanup	Lindell \$ 300.00	

LSN000367

02/05/2019 Auto Lock and key	Rekey #103	Lindell	\$	80.00	
03/15/2019 Randy Scott	Lindell Maint, cleanup dumpster area	Lindell	\$	222.00	
04/02/2019 Randy Scott	Inv 517, Build Maintenance, cleanup weeds, dumpster	Lindell	\$	516.00	
05/14/2019 Randy Scott	Building Maintenance & Cleanup	Lindell	\$	200.00	
05/14/2019 Randy Scott	Inv 521, 522 Maintenance and Clean up	Lindell	\$	536.75	
06/13/2019 Auto Lock and key	Rekey #102	Lindell	\$	100.00	
06/20/2019 Randy Scott	Inv #525, Lindell Maintenance, dumpster cleaup	Lindell	\$	128.00	
07/04/2019 Home Depot	Supplies for Repairs	Lindell	\$	63.84	
07/14/2019 The Pick up Artist	Pick up trash	Lindell	\$	150.00	
07/22/2019 Randy Scott	Lindell Cleanup and Maintenance	Lindell	\$	249.18	
08/09/2019 Randy Scott	Dumpster cleanup , weeds spraying, building maintenance	Lindell	\$	504.00	
08/14/2019 Abracadabra carpet	Carpets #102 Clean	Lindell	\$	180.00	
08/20/2019 Randy Scott	Umit #102 modification, 5 ballards front of unit, property maintenance	Lindell	\$	1,014.00	\$ 5,115.77
Elevator Expenses					
10/02/2018 Thyssenkrupp Elevator	Elevator Maintence	Lindell	\$	259.65	
12/22/2018 State of Nevada Mechanical	Elevator Certificate	Lindell	\$	180.00	
01/08/2019 Thyssenkrupp Elevator	Elevator 3 months	Lindell	\$	268.16	
04/02/2019 Thyssenkrupp Elevator	Elevator 3 months	Lindell	\$	268.16	
06/27/2019 Thyssenkrupp Elevator	Elevator 3 months	Lindell	\$	268.17	
					\$ 1,244.14
Utilities Sewer					
02/11/2019 Clark county Reclamation	Sewer Quarterly	Lindell	\$	660.63	
05/01/2019 Clark county Reclamation	Sewer Quarterly	Lindell	\$	660.63	
07/24/2019 Clark county Reclamation	Sewer Quarterly	Lindell	\$	677.03	
					\$ 1,998.29
Cable					
09/06/2018 Cox Cable Business	Cable Building	Lindell	\$	171.88	
10/06/2018 Cox Cable Business	Cable Building	Lindell	\$	171.88	
11/06/2018 Cox Cable Business	Cable Building	Lindell	\$	171.88	
12/06/2018 Cox Cable Business	Cable Building	Lindell	\$	171.88	
01/06/2019 Cox Cable Business	Cable Building	Lindell	\$	171.88	
02/06/2019 Cox Cable Business	Cable Building	Lindell	\$	171.88	
03/08/2019 Cox Cable Business	Cable Building	Lindell	\$	171.88	
					\$ 1,203.16
Utilities Water					
09/10/2018 Las Vegas Valley Water	Common Area Water	Lindell	\$	237.92	
10/05/2019 Las Vegas Valley Water	Common Area Water	Lindell	\$	244.97	

11/05/2019	Las Vegas Valley Water	Common Area Water	Lindell	\$	239.68	
12/06/2018	Las Vegas Valley Water	Common Area Water	Lindell	\$	269.38	
01/07/2019	Las Vegas Valley Water	Common Area Water	Lindell	\$	234.40	
02/11/2019	Las Vegas Valley Water	Common Area Water	Lindell	\$	276.99	
03/11/2019	Las Vegas Valley Water	Common Area Water	Lindell	\$	250.80	
04/08/2019	Las Vegas Valley Water	Common Area Water	Lindell	\$	263.07	
05/06/2019	Las Vegas Valley Water	Common Area Water	Lindell	\$	231.31	
06/10/2019	Las Vegas Valley Water	Common Area Water	Lindell	\$	238.35	
07/08/2019	Las Vegas Valley Water	Common Area Water	Lindell	\$	245.39	
08/12/2019	Las Vegas Valley Water	Common Area Water	Lindell	\$	270.10	
09/09/2019	Las Vegas Valley Water	Common Area Water	Lindell	\$	236.55	\$ 3,238.91

## Utilities Power

09/01/2018	NV Energy	Common Area Lights	Lindell	\$	49.42	
10/01/2019	NV Energy	Common Area Lights	Lindell	\$	48.71	
11/01/2019	NV Energy	Common Area Lights	Lindell	\$	48.79	
12/04/2018	NV Energy	Common Area Lights	Lindell	\$	50.49	
01/02/2019	NV Energy	Common Area Lights	Lindell	\$	56.03	
01/31/2019	NV Energy	Common Area Lights	Lindell	\$	57.36	
03/04/2019	NV Energy	Common Area Lights	Lindell	\$	52.53	
04/01/2019	NV Energy	Common Area Lights	Lindell	\$	51.61	
05/01/2019	NV Energy	Common Area Lights	Lindell	\$	52.32	
06/03/2019	NV Energy	Common Area Lights	Lindell	\$	51.05	
07/02/2019	NV Energy	Common Area Lights	Lindell	\$	51.49	
08/01/2019	NV Energy	Common area Lights	Lindell	\$	49.73	
09/03/2019	NV Energy	Common Area Lights	Lindell	\$	50.72	\$ 670.25

## Utilities Trash

10/20/2018	Republic Services	Trash Quarterly	Lindell	\$	1,421.49	
01/31/2019	Republic Services	Trash Quarterly	Lindell	\$	1,421.49	
04/20/2019	Republic Services	Trash Quarterly	Lindell	\$	1,421.49	
07/20/2019	Republic Services	Trash Quarterly	Lindell	\$	1,456.97	
08/20/2019	Republic Services	Trash extra #101 unit	Lindell	\$	76.22	\$ 5,797.66

Total Expenses September 2018 - September 2019

\$ 44,336.90



**LSN September 1, 2018 - September 2019**

<b>Date</b>	<b>Rental Income Lindell Road</b>	<b>Amount Paid</b>	
		<b>Rent</b>	
09/01/2018	Unit #102	\$	616.00
09/01/2018	#103	\$	340.00
09/01/2018	#103 Late fee	\$	60.00
09/01/2018	#106	\$	480.00
09/01/2018	#106 Late Fee	\$	20.00
09/01/2018	#107	\$	1,236.00
09/01/2018	#108	\$	2,430.00
10/01/2018	#102	\$	616.00
10/01/2018	#103	\$	340.00
10/01/2018	#103 Late Fee	\$	70.00
10/01/2018	#106	\$	480.00
10/01/2018	#106 Late Fee	\$	20.00
10/01/2018	#107	\$	1,236.00
10/01/2018	#108	\$	2,430.00
11/01/2018	#102	\$	616.00
11/01/2018	#103	\$	340.00
11/01/2018	#103 Late Fee	\$	30.00
11/01/2018	#106	\$	480.00
11/01/2018	#106 Late Fee	\$	20.00
11/01/2018	#107	\$	1,236.00
11/01/2018	#108	\$	2,430.00
12/01/2018	#102	\$	616.00
12/01/2018	#106 / \$20.00 late	\$	500.00
12/01/2018	#107	\$	1,236.00
12/01/2018	#108	\$	2,430.00
12/01/2018	Lindell #107 January	\$	1,236.00
01/04/2019	Unit #101	\$	1,496.25
01/04/2019	Unit #102	\$	616.00
01/04/2019	Unit #106	\$	500.00
01/04/2019	Unit #107	\$	1,260.00
01/04/2019	Unit #108	\$	2,565.00
02/01/2019	Unit #102	\$	616.00
02/01/2019	Unit #106	\$	500.00
02/01/2019	Unit #107	\$	1,236.00
02/01/2019	Unit #108	\$	2,565.00
03/01/2019	Unit #101	\$	1,496.25
03/01/2019	Unit #102	\$	616.00
03/01/2019	Unit #106	\$	500.00
03/01/2019	Unit #107	\$	1,236.00
03/01/2019	Unit #108	\$	2,565.00
04/01/2019	Unit #101	\$	1,496.25
04/01/2019	Unit #102	\$	616.00
04/01/2019	Unit #106	\$	500.00

04/01/2019	Unit #107	\$	1,236.00
04/01/2019	Unit #108	\$	2,565.00
05/01/2019	Unit #101	\$	1,496.25
05/01/2019	Unit #107	\$	1,236.00
05/01/2019	Unit #108	\$	2,565.00
05/01/2019	Unit #102	\$	616.00
05/01/2019	Unit #106	\$	550.00
06/01/2019	Unit #101	\$	1,496.25
06/01/2019	Unit #106	\$	500.00
06/01/2019	Unit #107	\$	1,236.00
06/01/2019	Unit #108	\$	2,565.00
07/03/2019	Unit #107	\$	1,236.00
07/03/2019	Unit #108	\$	2,565.00
07/09/2019	Unit #106	\$	500.00
07/12/2019	Unit #101	\$	1,496.25
08/01/2019	Unit #101	\$	1,496.25
08/01/2019	Unit #106	\$	500.00
08/01/2019	Unit #107	\$	1,740.00
08/01/2019	Unit #108	\$	2,565.00
09/01/2019	#102 Elite \$654.50 Sept \$420.00 Aug	\$	1,074.50
09/01/2019	Unit #101	\$	1,496.25
09/01/2019	Unit #106	\$	567.50
09/01/2019	Unit #107	\$	1,292.00
09/01/2019	Unit #108	\$	2,565.00

<b>Total Rents Collected Sept 1, 2018- September 30, 2019</b>	<b>\$</b>	<b>77,079.00</b>
---	-----------	------------------

# EXHIBIT 12

# EXHIBIT 12

1 **DISC**

2 THE DICKERSON KARACSONYI LAW GROUP

3 ROBERT P. DICKERSON, ESQ.

Nevada Bar No. 000945

4 JOSEF M. KARACSONYI, ESQ.

Nevada Bar No. 010634

1745 Village Center Circle

Las Vegas, Nevada 89134

5 Telephone: (702) 388-8600

Facsimile: (702) 388-0210

6 Email: info@thedklawgroup.com

7 Attorneys for Lynita Sue Nelson

8 EIGHTH JUDICIAL DISTRICT COURT  
9 FAMILY DIVISION

10 CLARK COUNTY, NEVADA

11 ERIC L. NELSON,

12 Plaintiff/Counterdefendant,

13 v.

14 LYNITA SUE NELSON,

15 MATT KLABACKA,

as Distribution Trustee of the

16 ERIC L. NELSON NEVADA TRUST

dated May 30, 2001,

17 Defendants/Counterclaimants.

18  
19 MATT KLABACKA, as Distribution

20 Trustee of the ERIC L. NELSON

NEVADA TRUST dated

21 May 30, 2001,

22 Crossclaimant,

23 v.

24 LYNITA SUE NELSON, Individually

25 and as Investment Trustee of the LSN

NEVADA TRUST, dated

26 May 30, 2011, and ERIC NELSON,

27 Cross-Defendants.

} CASE NO. D-09-411537-D  
DEPT NO. "O"

1                    DEFENDANT, LYNITA SUE NELSON'S, SECOND POST  
2                    APPEAL DISCLOSURE OF DOCUMENTS

3 TO: ERIC L. NELSON, Plaintiff;

4 TO: RHONDA K. FORSBERG, ESQ., of RHONDA K. FORSBERG,  
5 CHARTERED, Attorney for Plaintiff, ERIC L. NELSON;

6 TO: MATT KLABACKA, Defendant; and


7 TO: JEFFREY P. LUSZECK, ESQ., of SOLOMON DWIGGINS &  
8 FREER, LTD., Attorney for Defendant, MATT KLABACKA:

9 COMES NOW the Defendant and Cross-Defendant, LYNITA SUE  
10 NELSON ("Lynita"), by and through her attorneys, ROBERT P.  
11 DICKERSON, ESQ., and JOSEF M. KARACSONYI, ESQ., of THE  
12 DICKERSON KARACSONYI LAW GROUP, and hereby submits the  
13 following documents to all parties of record:

14 1. LSN Rental Income general ledger for Banone and Lindell  
15 properties, for the period of July 1, 2014 through December 31, 2017,  
16 printed on February 15, 2018, Bates Nos. LSN000280 - LSN000293.

17 DATED this 16<sup>th</sup> day of February, 2018.

18 THE DICKERSON KARACSONYI  
19 LAW GROUP

20   
21 ROBERT P. DICKERSON, ESQ.  
22 Nevada Bar No. 000945  
23 JOSEF M. KARACSONYI, ESQ.  
24 Nevada Bar No. 010634  
25 1745 Village Center Circle  
26 Las Vegas, Nevada 89134  
27 Attorneys for Lynita Sue Nelson  
28



**CERTIFICATE OF SERVICE**

Pursuant to NRCP 5(b), I certify that I am an employee of THE DICKERSON KARACSONYI LAW GROUP, and that on this 16<sup>th</sup> day of February, 2018, I caused the above foregoing document entitled, **DEFENDANT, LYNITA SUE NELSON'S, SECOND POST APPEAL DISCLOSURE OF DOCUMENTS**, to be served as follows:

- ☒ [ x ] pursuant to EDCR 8.05(a), EDCR 8.05(f), NRCP 5(b)(2)(D) and Administrative Order 14-2 captioned "In the Administrative Matter of Mandatory Electronic Service in the Eighth Judicial District Court," by mandatory electronic service through the Eighth Judicial District Court's electronic filing system;
- ☐ [ ] by placing same to be deposited for mailing in the United States Mail, in a sealed envelope upon which first class postage was prepaid in Las Vegas, Nevada;
- ☐ [ ] pursuant to EDCR 7.26, to be sent via **facsimile**, by duly executed consent for service by electronic means;
- ☐ [ ] by hand-delivery with signed Receipt of Copy.

To the attorney(s) and/or parties listed below at the address, email address, and/or facsimile number indicated below:

Mark A. Solomon, Esq.  
Jeffrey P. Luszeck, Esq.  
SOLOMON DWIGGINS & FREER, LTD.  
9060 West Cheyenne Avenue  
Las Vegas, Nevada 89129  
[msolomon@sdfnvlaw.com](mailto:msolomon@sdfnvlaw.com)  
[jluszeck@sdfnvlaw.com](mailto:jluszeck@sdfnvlaw.com)  
Attorneys for Eric L. Nelson, Investment Trustee  
of the ELN Trust

Rhonda S. Forsberg, Esq.  
RHONDA S. FORSBERG, ESQ., CHARTERED  
64 North Pecos Road, Suite 800  
Henderson, Nevada 89074  
[rforsberg@forsberg-law.com](mailto:rforsberg@forsberg-law.com)  
Attorney for Eric L. Nelson, Individually.

  
An employee of The Dickerson Karacsonyi Law Group

# LSN RENTAL INCOME SUMMARY

PROPERTY	RENTAL MONTH PAID	2/15/2018 RENTS	7/1/2014-12/31/2017 AMOUNT PAID
ANACONDA	12/31/2014	JULY - DEC 2014	\$ 6,900.00
ANACONDA	01/05/2015	Rents	\$ 1,150.00
ANACONDA	02/28/2015	Rents	\$ 1,150.00
ANACONDA	03/31/2015	Rents	\$ 1,150.00
ANACONDA	04/30/2015	Rents	\$ 1,150.00
ANACONDA	05/31/2015	Rents	\$ 1,150.00
ANACONDA	06/30/2015	Rents	\$ 1,150.00
ANACONDA	07/01/2015	Rents	\$ 1,150.00
ANACONDA	08/01/2015	Rents	\$ 1,150.00
ANACONDA	09/26/2015	Rents	\$ 1,150.00
ANACONDA	10/07/2015	Rents	\$ 1,150.00
ANACONDA	11/01/2015	Rents	\$ 1,150.00
ANACONDA	12/01/2015	Rents	\$ 1,150.00
ANACONDA	01/01/2016	Rents	\$ 1,150.00
ANACONDA	02/01/2016	Rents	\$ 1,150.00
ANACONDA	03/01/2016	Rents	\$ 1,150.00
ANACONDA	04/11/2016	Rents	\$ 1,150.00
ANACONDA	05/01/2016	Rents	\$ 1,150.00
ANACONDA	06/01/2016	Rents	\$ 1,150.00
ANACONDA	07/01/2016	Rents	\$ 1,150.00
ANACONDA	08/01/2016	Rents	\$ 1,150.00
ANACONDA	09/30/2016	Rents	\$ 1,150.00
ANACONDA	10/01/2016	Rents	\$ 1,150.00
ANACONDA	11/22/2016	Rents	\$ 1,150.00
ANACONDA	12/01/2016	Rents	\$ 1,150.00
ANACONDA	01/23/2017	Rents	\$ 1,000.00
ANACONDA	02/23/2017	Rents	\$ 1,000.00
ANACONDA	03/07/2017	Rents	\$ 750.00
ANACONDA	04/01/2017	Rents	\$ 900.00
ANACONDA	04/21/2017	Rents	\$ 900.00
ANACONDA	05/01/2017	Rents	\$ 1,200.00
ANACONDA	06/01/2017	Rents	\$ 1,150.00
ANACONDA	07/01/2017	Rents	\$ 1,150.00
ANACONDA	08/01/2017	Rents	\$ 1,150.00
ANACONDA	09/01/2017	Rents	\$ 1,150.00
ANACONDA	10/01/2017	Rents	\$ 1,150.00
ANACONDA	11/01/2017	Rents	\$ 1,150.00
ANACONDA	12/01/2017	Rents	\$ 1,150.00
BAXTER	12/31/2014	JULY - DEC 2014	\$ 4,200.00
BAXTER	01/05/2015	Rents	\$ 700.00
BAXTER	02/03/2015	Rents	\$ 700.00
BAXTER	03/31/2015	Rents	\$ 725.00
BAXTER	04/30/2015	Rents	\$ 725.00
BAXTER	05/31/2015	Rents	\$ 725.00

BAXTER	06/30/2015	Rents	\$	725.00
BAXTER	07/01/2015	Rents	\$	725.00
BAXTER	08/01/2015	Rents	\$	725.00
BAXTER	09/26/2015	Rents	\$	750.00
BAXTER	10/07/2015	Rents	\$	-
CAMBRIA	12/31/2014	JULY - DEC 2014	\$	1,300.00
CAMBRIA	03/16/2015	Prorated rent	\$	478.00
CAMBRIA	04/30/2015	Rents	\$	925.00
CAMBRIA	05/31/2015	Rents	\$	925.00
CAMBRIA	06/30/2015	Rents	\$	925.00
CAMBRIA	07/01/2015	Rents	\$	925.00
CAMBRIA	08/01/2015	Rents	\$	925.00
CAMBRIA	09/26/2015	Rents	\$	925.00
CAMBRIA	10/07/2015	Rents	\$	925.00
CAMBRIA	11/01/2015	Rents	\$	925.00
CAMBRIA	12/01/2015	Rents	\$	925.00
CAMBRIA	01/01/2016	Rents	\$	925.00
CAMBRIA	02/01/2016	Rents	\$	925.00
CAMBRIA	03/01/2016	Rents	\$	925.00
CAMBRIA	04/11/2016	Rents	\$	925.00
CAMBRIA	05/01/2016	Rents	\$	925.00
CAMBRIA	06/01/2016	Rents	\$	925.00
CAMBRIA	07/01/2016	Rents	\$	925.00
CAMBRIA	08/01/2016	Rents	\$	925.00
CAMBRIA	09/30/2016	Rents	\$	925.00
CAMBRIA	10/01/2016	Rents	\$	925.00
CAMBRIA	11/22/2016	Rents	\$	925.00
CAMBRIA	12/01/2016	Rents	\$	925.00
CAMBRIA	01/01/2017	Rents	\$	925.00
CAMBRIA	02/01/2017	Rents	\$	925.00
CAMBRIA	03/07/2017	Rents	\$	925.00
CAMBRIA	04/01/2017	Rents	\$	925.00
CAMBRIA	05/01/2017	Rents	\$	925.00
CAMBRIA	06/01/2017	Rents	\$	925.00
CAMBRIA	07/01/2017	Rents	\$	925.00
CAMBRIA	08/01/2017	Rents	\$	925.00
CAMBRIA	09/01/2017	Rents	\$	925.00
CAMBRIA	10/01/2017	Rents	\$	925.00
CAMBRIA	11/01/2017	Rents	\$	925.00
CAMBRIA	12/01/2017	Rents	\$	925.00
CHURCHILL	12/31/2014	JULY - DEC 2014	\$	5,400.00
CHURCHILL	01/02/2015	Rents	\$	900.00
CHURCHILL	02/28/2015	Rents	\$	900.00
CHURCHILL	03/31/2015	Rents	\$	925.00
CHURCHILL	04/30/2015	Rents	\$	925.00

CHURCHILL	05/31/2015	Rents	\$	925.00
CHURCHILL	06/30/2015	Rents	\$	925.00
CHURCHILL	07/01/2015	Rents	\$	925.00
CHURCHILL	08/01/2015	Rents	\$	925.00
CHURCHILL	09/26/2015	Rents	\$	1,015.00
CHURCHILL	10/07/2015	Rents	\$	925.00
CHURCHILL	11/01/2015	Rents	\$	925.00
CHURCHILL	12/01/2015	Rents	\$	925.00
CHURCHILL	01/01/2016	Rents	\$	925.00
CHURCHILL	02/01/2016	Rents	\$	925.00
CHURCHILL	03/01/2016	Rents	\$	925.00
CHURCHILL	04/01/2016	vacant	\$	-
CHURCHILL	05/01/2016	vacant	\$	-
CHURCHILL	06/01/2016	vacant	\$	-
CHURCHILL	07/01/2016	vacant	\$	-
CHURCHILL	07/25/2016	Rents	\$	1,050.00
CHURCHILL	08/01/2016	Rents	\$	204.00
CHURCHILL	09/30/2016	Rents	\$	1,050.00
CHURCHILL	10/01/2016	Rents	\$	1,050.00
CHURCHILL	11/22/2016	Rents	\$	1,050.00
CHURCHILL	12/01/2016	Rents	\$	1,050.00
CHURCHILL	01/01/2017	Rents	\$	1,050.00
CHURCHILL	02/01/2017	Rents	\$	1,050.00
CHURCHILL	03/07/2017	Rents	\$	1,050.00
CHURCHILL	04/03/2017	Rents	\$	1,050.00
CHURCHILL	05/01/2017	Rents	\$	1,050.00
CHURCHILL	06/01/2017	Rents	\$	1,050.00
CHURCHILL	07/01/2017	Rents	\$	1,050.00
CHURCHILL	08/01/2017	Rents	\$	1,050.00
CHURCHILL	09/01/2017	Rents	\$	1,050.00
CHURCHILL	10/01/2017	Rents	\$	1,050.00
CHURCHILL	11/01/2017	Rents	\$	1,050.00
CHURCHILL	12/01/2017	Rents	\$	1,050.00

CLOVER BLOSSOM	12/31/2014	JULY - DEC 2014	\$	6,000.00
CLOVER BLOSSOM	01/02/2015	Rents	\$	1,000.00
CLOVER BLOSSOM	02/28/2015	Rents	\$	1,000.00
CLOVER BLOSSOM	03/31/2015	Rents	\$	1,000.00
CLOVER BLOSSOM	04/30/2015	Rents	\$	1,000.00
CLOVER BLOSSOM	05/31/2015	Rents	\$	1,000.00
CLOVER BLOSSOM	06/30/2015	Rents	\$	1,000.00
CLOVER BLOSSOM	07/01/2015	Rents	\$	1,000.00
CLOVER BLOSSOM	08/01/2015	Rents	\$	1,000.00
CLOVER BLOSSOM	09/26/2015	Rents	\$	1,000.00
CLOVER BLOSSOM	10/07/2015	Rents	\$	1,000.00
CLOVER BLOSSOM	11/01/2015	Rents	\$	1,000.00

CLOVER BLOSSOM	12/01/2015	Rents	\$	1,000.00
CLOVER BLOSSOM	01/01/2016	Rents	\$	1,000.00
CLOVER BLOSSOM	02/01/2016	Rents	\$	1,000.00
CLOVER BLOSSOM	04/11/2016	Rents	\$	1,000.00
CLOVER BLOSSOM	05/01/2016	Rents	\$	1,000.00
CLOVER BLOSSOM	06/01/2016	Rents	\$	1,000.00
CLOVER BLOSSOM	07/01/2016	Rents	\$	1,000.00
CLOVER BLOSSOM	08/01/2016	Rents	\$	1,000.00
CLOVER BLOSSOM	09/30/2016	Rents	\$	1,000.00
CLOVER BLOSSOM	10/01/2016	Rents	\$	1,000.00
CLOVER BLOSSOM	11/22/2016	Rents	\$	1,000.00
CLOVER BLOSSOM	12/01/2016	Rents	\$	1,000.00
CLOVER BLOSSOM	01/01/2017	Rents	\$	1,000.00
CLOVER BLOSSOM	02/01/2017	Rents	\$	1,000.00
CLOVER BLOSSOM	03/07/2017	Rents	\$	1,000.00
CLOVER BLOSSOM	04/01/2017	Rents	\$	1,000.00
CLOVER BLOSSOM	05/01/2017	Rents	\$	1,000.00
CLOVER BLOSSOM	06/01/2017	Rents	\$	1,000.00
CLOVER BLOSSOM	07/01/2017	Rents	\$	1,000.00
CLOVER BLOSSOM	08/01/2017	Rents	\$	1,000.00
CLOVER BLOSSOM	09/01/2017	Rents	\$	1,000.00
CLOVER BLOSSOM	10/01/2017	Rents	\$	1,000.00
CLOVER BLOSSOM	11/01/2017	Rents	\$	1,000.00
CLOVER BLOSSOM	12/01/2017	Rents	\$	1,000.00

COMPASS ROSE	12/31/2014	JULY - DEC 2014	\$	2,000.00
COMPASS ROSE	02/28/2015	Rent	\$	1,000.00
COMPASS ROSE	03/31/2015	Rent	\$	1,000.00
COMPASS ROSE	04/30/2015	Rent	\$	1,000.00
COMPASS ROSE	06/30/2015	Rent	\$	1,000.00
COMPASS ROSE	07/01/2015	Rent	\$	1,000.00
COMPASS ROSE	08/01/2015	Rent	\$	1,000.00
COMPASS ROSE	09/01/2015	Rent	\$	1,000.00
COMPASS ROSE	10/07/2015	Rent	\$	1,000.00
COMPASS ROSE	11/01/2015	Rent	\$	1,000.00
COMPASS ROSE	12/01/2015	Rent	\$	1,000.00
COMPASS ROSE	12/01/2015	Rent	\$	1,000.00
COMPASS ROSE	01/01/2016	Rent	\$	1,000.00
COMPASS ROSE	02/01/2016	Rent	\$	1,000.00
COMPASS ROSE	03/01/2016	Rent	\$	1,000.00
COMPASS ROSE	04/01/2016	Rent	\$	1,000.00
COMPASS ROSE	05/01/2016	Rent	\$	1,000.00
COMPASS ROSE	06/01/2016	Rent	\$	1,000.00
COMPASS ROSE	07/01/2016	Rent	\$	1,000.00
COMPASS ROSE	08/01/2016	Rent	\$	1,000.00
COMPASS ROSE	09/01/2016	Rent	\$	1,000.00

COMPASS ROSE	10/01/2016	Rent	\$	1,000.00
COMPASS ROSE	11/22/2016	Rent	\$	1,000.00
COMPASS ROSE	12/01/2016	Rent	\$	1,000.00
COMPASS ROSE	01/01/2017	Rent	\$	1,000.00
COMPASS ROSE	02/01/2017	Rent	\$	1,000.00
COMPASS ROSE	03/07/2017	Rent	\$	1,000.00
COMPASS ROSE	04/03/2017	Rent	\$	1,000.00
COMPASS ROSE	05/01/2017	Rent	\$	1,000.00
COMPASS ROSE	06/01/2017	Rent	\$	1,000.00
COMPASS ROSE	07/01/2017	Rent	\$	1,000.00
COMPASS ROSE	08/01/2017	Rent	\$	1,000.00
COMPASS ROSE	09/01/2017	Rent	\$	1,000.00
COMPASS ROSE	10/01/2017	Rent	\$	1,000.00
COMPASS ROSE	11/01/2017	Rent	\$	1,000.00
COMPASS ROSE	12/01/2017	Rent	\$	1,000.00

CONCORD VILLAGE	01/02/2015	Rents	\$	683.50
CONCORD VILLAGE	01/12/2015	Rents	\$	975.00
CONCORD VILLAGE	02/28/2015	Rents	\$	1,000.00
CONCORD VILLAGE	03/31/2015	Rents	\$	1,000.00
CONCORD VILLAGE	07/09/2015	Rents	\$	598.00
CONCORD VILLAGE	08/01/2015	Rents	\$	975.00
CONCORD VILLAGE	09/26/2015	Rents	\$	975.00
CONCORD VILLAGE	10/07/2015	Rents	\$	975.00
CONCORD VILLAGE	11/01/2015	Rents	\$	775.00
CONCORD VILLAGE	12/01/2015	Rents	\$	975.00
CONCORD VILLAGE	01/01/2016	Rents	\$	975.00
CONCORD VILLAGE	02/01/2016	Rents	\$	975.00
CONCORD VILLAGE	03/01/2016	Rents	\$	975.00
CONCORD VILLAGE	04/11/2016	Rents	\$	975.00
CONCORD VILLAGE	05/01/2016	Rents	\$	975.00
CONCORD VILLAGE	06/01/2016	Rents	\$	975.00
CONCORD VILLAGE	07/01/2016	Rents	\$	975.00
CONCORD VILLAGE	08/01/2016	Rents	\$	975.00
CONCORD VILLAGE	09/30/2016	Rents	\$	961.00
CONCORD VILLAGE	10/01/2016	Rents	\$	975.00
CONCORD VILLAGE	11/22/2016	Rents	\$	975.00
CONCORD VILLAGE	12/01/2016	Rents	\$	975.00
CONCORD VILLAGE	01/01/2017	Rents	\$	975.00
CONCORD VILLAGE	02/01/2017	Rents	\$	975.00
CONCORD VILLAGE	03/07/2017	Rents	\$	975.00
CONCORD VILLAGE	04/01/2017	Rents	\$	975.00
CONCORD VILLAGE	05/01/2017	Rents	\$	975.00
CONCORD VILLAGE	06/01/2017	Rents	\$	975.00
CONCORD VILLAGE	07/01/2017	Rents	\$	975.00
CONCORD VILLAGE	08/01/2017	Rents	\$	975.00
CONCORD VILLAGE	09/01/2017	Rents	\$	975.00

CONCORD VILLAGE	10/01/2017	Rents	\$	975.00
CONCORD VILLAGE	11/01/2017	Rents	\$	975.00
CONCORD VILLAGE	12/01/2017	Rents	\$	975.00
GUADALUPE	12/31/2014	JULY - DEC 2014	\$	5,000.00
GUADALUPE	01/09/2015	Rents	\$	850.00
GUADALUPE	02/28/2015	Rents	\$	850.00
GUADALUPE	03/31/2015	Rents	\$	850.00
GUADALUPE	04/30/2015	Rents	\$	850.00
GUADALUPE	05/31/2015	Rents	\$	850.00
GUADALUPE	06/30/2015	Rents	\$	850.00
GUADALUPE	07/01/2015	Rents	\$	850.00
GUADALUPE	08/01/2015	Rents	\$	850.00
GUADALUPE	09/26/2015	Rents	\$	800.00
GUADALUPE	10/07/2015	Rents	\$	900.00
GUADALUPE	11/01/2015	Rents	\$	850.00
GUADALUPE	12/01/2015	Rents	\$	850.00
GUADALUPE	01/01/2016	Rents	\$	850.00
GUADALUPE	02/01/2016	Rents	\$	850.00
GUADALUPE	03/01/2016	Rents	\$	850.00
GUADALUPE	04/11/2016	Rents	\$	850.00
GUADALUPE	05/01/2016	Rents	\$	850.00
GUADALUPE	06/01/2016	Rents	\$	850.00
GUADALUPE	07/01/2016	Rents	\$	850.00
GUADALUPE	08/01/2016	Rents	\$	850.00
GUADALUPE	09/30/2016	Rents	\$	850.00
GUADALUPE	10/01/2016	Rents	\$	850.00
GUADALUPE	11/22/2016	Rents	\$	850.00
GUADALUPE	12/01/2016	Rents	\$	850.00
GUADALUPE	01/01/2017	Rents	\$	850.00
GUADALUPE	02/01/2017	Rents	\$	850.00
GUADALUPE	03/08/2017	Rents	\$	850.00
GUADALUPE	04/01/2017	Rents	\$	850.00
GUADALUPE	05/01/2017	Rents	\$	850.00
GUADALUPE	06/01/2017	Rents	\$	-
GUADALUPE	07/01/2017	Rents	\$	-
GUADALUPE	08/01/2017	Rents	\$	850.00
GUADALUPE	09/01/2017	Rents	\$	850.00
GUADALUPE	10/01/2017	Rents	\$	850.00
GUADALUPE	11/01/2017	Rents	\$	850.00
GUADALUPE	12/01/2017	Rents	\$	850.00
HEATHER RIDGE	12/31/2014	JULY - DEC 2014	\$	4,200.00
HEATHER RIDGE	01/05/2015	Rents	\$	700.00
HEATHER RIDGE	02/28/2015	Rents	\$	700.00
HEATHER RIDGE	03/31/2015	Rents	\$	700.00

HEATHER RIDGE	04/30/2015	Rents	\$	700.00
HEATHER RIDGE	05/31/2015	Rents	\$	700.00
HEATHER RIDGE	06/30/2015	Rents	\$	700.00
HEATHER RIDGE	07/01/2015	Rents	\$	700.00
HEATHER RIDGE	08/01/2015	Rents	\$	700.00
HEATHER RIDGE	09/26/2015	Rents	\$	700.00
HEATHER RIDGE	10/07/2015	Rents	\$	700.00
HEATHER RIDGE	11/01/2015	Rents	\$	700.00
HEATHER RIDGE	12/01/2015	Rents	\$	700.00
HEATHER RIDGE	01/01/2016	Rents	\$	700.00
HEATHER RIDGE	02/01/2016	Rents	\$	700.00
HEATHER RIDGE	03/01/2016	Rents	\$	700.00
HEATHER RIDGE	04/11/2016	Rents	\$	700.00
HEATHER RIDGE	05/01/2016	Rents	\$	700.00
HEATHER RIDGE	06/01/2016	Rents	\$	700.00
HEATHER RIDGE	07/01/2016	Rents	\$	700.00
HEATHER RIDGE	08/01/2016	Rents	\$	700.00
HEATHER RIDGE	09/30/2016	Rents	\$	700.00
HEATHER RIDGE	10/01/2016	Rents	\$	700.00
HEATHER RIDGE	11/22/2016	Rents	\$	700.00
HEATHER RIDGE	12/01/2016	Rents	\$	700.00
HEATHER RIDGE	01/01/2017	Rents	\$	700.00
HEATHER RIDGE	02/01/2017	Rents	\$	700.00
HEATHER RIDGE	03/07/2017	Rents	\$	700.00
HEATHER RIDGE	04/01/2017	Vacant	\$	-
HEATHER RIDGE	05/01/2017	Vacant	\$	-
HEATHER RIDGE	06/01/2017	Vacant	\$	-
HEATHER RIDGE	07/01/2017	Vacant	\$	-
HEATHER RIDGE	08/01/2017	Vacant	\$	-
HEATHER RIDGE	09/01/2017	Vacant	\$	-
HEATHER RIDGE	10/01/2017	Vacant	\$	-
HEATHER RIDGE	11/01/2017	Vacant	\$	-
HEATHER RIDGE	11/22/2017	6 months Rent	\$	10,190.00
HEATHER RIDGE	12/01/2017	Rents	\$	-

LINDELL	12/31/2014	JULY - DEC 2014	\$	40,750.00
LINDELL	01/13/2015	#106	\$	700.00
LINDELL	01/20/2015	#102	\$	800.00
LINDELL	01/20/2015	#102	\$	800.00
LINDELL	02/25/2015	#102	\$	800.00
LINDELL	02/28/2015	#106	\$	735.00
LINDELL	03/11/2015	#201	\$	3,200.00
LINDELL	03/19/2015	#201	\$	3,200.00
LINDELL	03/31/2015	#106	\$	735.00
LINDELL	03/31/2015	#102	\$	800.00
LINDELL	04/16/2015	#201	\$	3,200.00



LINDELL	04/30/2015	#106	\$	735.00
LINDELL	04/30/2015	#102	\$	800.00
LINDELL	05/21/2015	#201	\$	3,200.00
LINDELL	05/31/2015	#106	\$	735.00
LINDELL	05/31/2015	#102	\$	800.00
LINDELL	06/18/2015	#201	\$	3,200.00
LINDELL	06/30/2015	#106	\$	735.00
LINDELL	07/01/2015	#106	\$	735.00
LINDELL	08/01/2015	#106	\$	735.00
LINDELL	09/26/2015	#106	\$	735.00
LINDELL	10/07/2015	#106	\$	735.00
LINDELL	10/09/2015	#108	\$	1,690.00
LINDELL	11/17/2015	#106	\$	735.00
LINDELL	12/01/2015	#106	\$	735.00
LINDELL	01/01/2016	#106	\$	735.00
LINDELL	01/11/2016	#108	\$	1,890.00
LINDELL	02/01/2016	#106	\$	735.00
LINDELL	02/01/2016	#108	\$	1,890.00
LINDELL	03/01/2016	#106	\$	735.00
LINDELL	03/01/2016	#108	\$	1,890.00
LINDELL	04/01/2016	#108	\$	1,890.00
LINDELL	04/11/2016	#106	\$	735.00
LINDELL	04/12/2016	Lindell 103 3 months	\$	1,543.50
LINDELL	05/01/2016	#106	\$	735.00
LINDELL	05/01/2016	#108	\$	1,890.00
LINDELL	06/01/2016	#106	\$	735.00
LINDELL	06/01/2016	#108	\$	1,890.00
LINDELL	07/01/2016	#108	\$	1,890.00
LINDELL	07/18/2016	#106	\$	735.00
LINDELL	07/28/2016	#103	\$	515.00
LINDELL	08/01/2016	#106	\$	735.00
LINDELL	08/01/2016	#108	\$	1,890.00
LINDELL	08/30/2016	#104/105 6 months	\$	3,234.00
LINDELL	09/01/2016	#103	\$	515.00
LINDELL	09/28/2016	#107	\$	1,064.00
LINDELL	09/30/2016	#106	\$	735.00
LINDELL	09/30/2016	#108	\$	1,890.00
LINDELL	10/01/2016	#103	\$	515.00
LINDELL	10/01/2016	#106	\$	735.00
LINDELL	10/01/2016	#108	\$	1,890.00
LINDELL	10/26/2016	#101	\$	2,205.00
LINDELL	11/22/2016	#106	\$	500.00
LINDELL	11/22/2016	#103	\$	515.00
LINDELL	11/22/2016	#107	\$	1,064.00
LINDELL	11/22/2016	#108	\$	1,890.00
LINDELL	12/01/2016	#106	\$	300.00
LINDELL	12/01/2016	#103	\$	515.00

LINDELL	12/01/2016	#107	\$	1,064.00
LINDELL	12/01/2016	#108	\$	2,160.00
LINDELL	01/01/2017	#106-107	\$	250.00
LINDELL	01/01/2017	#103	\$	515.00
LINDELL	01/01/2017	#107	\$	1,064.00
LINDELL	01/01/2017	#101	\$	1,252.50
LINDELL	01/01/2017	#108	\$	2,160.00
LINDELL	02/01/2017	Late fee #108	\$	135.00
LINDELL	02/01/2017	#106	\$	250.00
LINDELL	02/01/2017	#103	\$	515.00
LINDELL	02/01/2017	#107	\$	1,064.00
LINDELL	02/01/2017	#101	\$	1,102.50
LINDELL	02/01/2017	#108	\$	2,160.00
LINDELL	02/13/2017	#102	\$	616.00
LINDELL	03/06/2017	#103	\$	515.00
LINDELL	03/07/2017	#106	\$	250.00
LINDELL	03/07/2017	#107	\$	1,064.00
LINDELL	03/07/2017	#101	\$	1,102.50
LINDELL	03/07/2017	#108	\$	2,160.00
LINDELL	04/01/2017	#106	\$	250.00
LINDELL	04/01/2017	#103	\$	515.00
LINDELL	04/01/2017	#102	\$	616.00
LINDELL	04/01/2017	#107	\$	1,064.00
LINDELL	04/01/2017	#101	\$	1,102.50
LINDELL	04/01/2017	#108	\$	2,160.00
LINDELL	05/01/2017	#103	\$	310.00
LINDELL	05/01/2017	#103	\$	340.00
LINDELL	05/01/2017	#106	\$	480.00
LINDELL	05/01/2017	#102	\$	616.00
LINDELL	05/01/2017	#107	\$	1,064.00
LINDELL	05/01/2017	#101	\$	1,102.50
LINDELL	05/01/2017	#108	\$	2,160.00
LINDELL	06/01/2017	#103	\$	310.00
LINDELL	06/01/2017	#103	\$	340.00
LINDELL	06/01/2017	#106	\$	480.00
LINDELL	06/01/2017	#102	\$	616.00
LINDELL	06/01/2017	#107	\$	1,064.00
LINDELL	06/01/2017	#101	\$	1,102.50
LINDELL	06/01/2017	#108	\$	2,160.00
LINDELL	07/01/2017	#103	\$	310.00
LINDELL	07/01/2017	#103	\$	340.00
LINDELL	07/01/2017	#106	\$	480.00
LINDELL	07/01/2017	#102	\$	616.00
LINDELL	07/01/2017	#107	\$	1,064.00
LINDELL	07/01/2017	#101	\$	1,102.50
LINDELL	07/01/2017	#108	\$	2,160.00
LINDELL	08/01/2017	#103	\$	310.00

LINDELL	08/01/2017	#106	\$	480.00
LINDELL	08/01/2017	#102	\$	616.00
LINDELL	08/01/2017	#107	\$	1,064.00
LINDELL	08/01/2017	#101	\$	1,102.50
LINDELL	08/01/2017	#108	\$	2,160.00
LINDELL	08/04/2017	#103	\$	340.00
LINDELL	09/01/2017	#103	\$	310.00
LINDELL	09/01/2017	#103	\$	340.00
LINDELL	09/01/2017	#102	\$	616.00
LINDELL	09/01/2017	#107	\$	1,064.00
LINDELL	09/01/2017	#101	\$	1,102.50
LINDELL	09/01/2017	#108	\$	2,160.00
LINDELL	09/29/2017	#106	\$	480.00
LINDELL	10/01/2017	#103	\$	310.00
LINDELL	10/01/2017	#103	\$	340.00
LINDELL	10/01/2017	#106	\$	528.00
LINDELL	10/01/2017	#102	\$	616.00
LINDELL	10/01/2017	#107	\$	1,064.00
LINDELL	10/01/2017	#101	\$	1,102.50
LINDELL	10/01/2017	#108	\$	2,160.00
LINDELL	11/01/2017	#103	\$	310.00
LINDELL	11/01/2017	#103	\$	340.00
LINDELL	11/01/2017	#102	\$	616.00
LINDELL	11/01/2017	#101	\$	1,102.50
LINDELL	11/01/2017	#107	\$	1,286.00
LINDELL	11/01/2017	#108	\$	2,185.00
LINDELL	11/29/2017	#106	\$	480.00
LINDELL	11/29/2017	#106	\$	528.00
LINDELL	12/01/2017	#103	\$	340.00
LINDELL	12/01/2017	#102	\$	616.00
LINDELL	12/01/2017	#101	\$	1,102.50
LINDELL	12/01/2017	#107	\$	1,286.00
LINDELL	12/01/2017	#108	\$	2,185.00
LINDELL	12/01/2017	#101 2018 rent for year	\$	14,880.00

MARNELL	12/31/2014	JULY - DEC 2014	\$	4,980.00
MARNELL	01/12/2015	Rents	\$	800.00
MARNELL	01/20/2015	Rents	\$	500.00
MARNELL	02/28/2015	Rents	\$	850.00
MARNELL	03/31/2015	Rents	\$	800.00
MARNELL	03/31/2015	Rents	\$	800.00
MARNELL	05/31/2015	Rents	\$	800.00
MARNELL	06/30/2015	Rents	\$	865.00
MARNELL	07/01/2015	Rents	\$	800.00
MARNELL	08/01/2015	Rents	\$	800.00
MARNELL	09/26/2015	Rents	\$	800.00

MARNELL	10/07/2015	Rents	\$	800.00
MARNELL	11/01/2015	Rents	\$	800.00
MARNELL	11/01/2015	Rents	\$	70.00
MARNELL	12/01/2015	Rents	\$	900.00
MARNELL	01/01/2016	Rents	\$	880.00
MARNELL	02/01/2016	Rents	\$	800.00
MARNELL	03/01/2016	Rents	\$	800.00
MARNELL	03/01/2016	Late charges	\$	110.00
MARNELL	04/11/2016	Rents	\$	800.00
MARNELL	05/01/2016	Rents	\$	825.00
MARNELL	06/01/2016	Rents	\$	825.00
MARNELL	07/01/2016	Rents	\$	945.00
MARNELL	08/01/2016	Rents	\$	825.00
MARNELL	09/30/2016	Rents	\$	825.00
MARNELL	10/01/2016	Rents	\$	825.00
MARNELL	11/22/2016	Rents	\$	825.00
MARNELL	12/01/2016	Rents	\$	825.00
MARNELL	01/01/2017	Rents	\$	925.00
MARNELL	02/01/2017	Rents	\$	825.00
MARNELL	03/07/2017	Rents	\$	825.00
MARNELL	04/01/2017	Rents	\$	825.00
MARNELL	05/01/2017	Rents	\$	825.00
MARNELL	06/01/2017	Rents	\$	800.00
MARNELL	07/01/2017	Rents	\$	850.00
MARNELL	08/01/2017	Rents	\$	850.00
MARNELL	09/01/2017	Rents	\$	850.00
MARNELL	10/01/2017	Rents	\$	850.00
MARNELL	11/01/2017	Rents	\$	850.00
MARNELL	12/01/2017	Rents	\$	960.00
RUSTY RIDGE	12/31/2014	JULY - DEC 2014	\$	5,400.00
RUSTY RIDGE	01/02/2015	Rents	\$	900.00
RUSTY RIDGE	02/28/2015	Rents	\$	900.00
RUSTY RIDGE	03/31/2015	Rents	\$	925.00
RUSTY RIDGE	04/30/2015	Rents	\$	925.00
RUSTY RIDGE	05/31/2015	Rents	\$	925.00
RUSTY RIDGE	06/30/2015	Rents	\$	925.00
RUSTY RIDGE	07/01/2015	Rents	\$	950.00
RUSTY RIDGE	08/01/2015	Rents	\$	950.00
RUSTY RIDGE	09/26/2015	Rents	\$	950.00
RUSTY RIDGE	10/07/2015	Rents	\$	950.00
RUSTY RIDGE	11/01/2015	Rents	\$	950.00
RUSTY RIDGE	12/01/2015	Rents	\$	950.00
RUSTY RIDGE	01/01/2016	Rents	\$	950.00
RUSTY RIDGE	02/01/2016	Rents	\$	950.00
RUSTY RIDGE	03/01/2016	Rents	\$	950.00
RUSTY RIDGE	04/11/2016	Rents	\$	950.00

RUSTY RIDGE	05/01/2016	Rents	\$	950.00
RUSTY RIDGE	06/01/2016	Rents	\$	950.00
RUSTY RIDGE	07/01/2016	Rents	\$	950.00
RUSTY RIDGE	08/01/2016	Rents	\$	950.00
RUSTY RIDGE	09/30/2016	Rents	\$	950.00
RUSTY RIDGE	10/01/2016	Rents	\$	950.00
RUSTY RIDGE	11/22/2016	Rents	\$	950.00
RUSTY RIDGE	12/01/2016	Rents	\$	950.00
RUSTY RIDGE	01/01/2017	Rents	\$	950.00
RUSTY RIDGE	02/01/2017	Rents	\$	950.00
RUSTY RIDGE	03/07/2017	Rents	\$	950.00
RUSTY RIDGE	04/01/2017	Rents	\$	950.00
RUSTY RIDGE	05/01/2017	Rents	\$	950.00
RUSTY RIDGE	06/01/2017	Rents	\$	950.00
RUSTY RIDGE	07/01/2017	Rents	\$	950.00
RUSTY RIDGE	08/01/2017	Rents	\$	950.00
RUSTY RIDGE	09/01/2017	Rents	\$	950.00
RUSTY RIDGE	10/01/2017	Rents	\$	950.00
RUSTY RIDGE	11/01/2017	Rents	\$	950.00
RUSTY RIDGE	12/01/2017	Rents	\$	950.00

SAWYER	12/31/2014	JULY - DEC 2014	\$	4,800.00
SAWYER	01/05/2015	Rents	\$	800.00
SAWYER	02/28/2015	Rents	\$	800.00
SAWYER	03/31/2015	Rents	\$	825.00
SAWYER	04/30/2015	Rents	\$	825.00
SAWYER	05/31/2015	Rents	\$	825.00
SAWYER	06/30/2015	Rents	\$	825.00
SAWYER	07/01/2015	Rents	\$	825.00
SAWYER	08/01/2015	Rents	\$	825.00
SAWYER	09/26/2015	Rents	\$	825.00
SAWYER	10/07/2015	Rents	\$	625.00
SAWYER	11/01/2015	Rents	\$	950.00
SAWYER	12/01/2015	Rents	\$	850.00
SAWYER	01/01/2016	Rents	\$	900.00
SAWYER	02/01/2016	Rents	\$	900.00
SAWYER	03/01/2016	Rents	\$	900.00
SAWYER	04/11/2016	Rents	\$	875.00
SAWYER	05/01/2016	Rents	\$	875.00
SAWYER	06/01/2016	Rents	\$	875.00
SAWYER	07/01/2016	Rents	\$	875.00
SAWYER	08/01/2016	Rents	\$	875.00
SAWYER	09/30/2016	Rents	\$	900.00
SAWYER	10/01/2016	Rents	\$	900.00
SAWYER	11/22/2016	Rents	\$	900.00
SAWYER	12/01/2016	Rents	\$	900.00

SAWYER	01/01/2017	Rents	\$	900.00
SAWYER	02/01/2017	Rents	\$	900.00
SAWYER	03/07/2017	Rents	\$	900.00
SAWYER	04/01/2017	Rents	\$	900.00
SAWYER	05/01/2017	Rents	\$	900.00
SAWYER	06/01/2017	Rents	\$	900.00
SAWYER	07/01/2017	Rents	\$	900.00
SAWYER	08/01/2017	Rents	\$	900.00
SAWYER	09/01/2017	Rents	\$	900.00
SAWYER	10/01/2017	Rents	\$	900.00
SAWYER	11/01/2017	Rents	\$	900.00
SAWYER	12/01/2017	Rents	\$	900.00

TERRA BELLA	12/31/2014	JULY - DEC 2014	\$	6,000.00
TERRA BELLA	01/13/2015	Rents	\$	1,000.00
TERRA BELLA	02/28/2015	Rents	\$	1,000.00
TERRA BELLA	03/31/2015	Rents	\$	1,000.00
TERRA BELLA	04/30/2015	Rents	\$	1,000.00
TERRA BELLA	05/31/2015	Rents	\$	1,000.00
TERRA BELLA	06/30/2015	Rents	\$	1,000.00
TERRA BELLA	07/01/2015	Rents	\$	1,000.00
TERRA BELLA	08/01/2015	Rents	\$	1,000.00
TERRA BELLA	09/26/2015	Rents	\$	1,025.00
TERRA BELLA	10/07/2015	Rents	\$	1,025.00
TERRA BELLA	11/01/2015	Rents	\$	1,025.00
TERRA BELLA	12/01/2015	Rents	\$	1,025.00
TERRA BELLA	01/01/2016	Rents	\$	1,025.00
TERRA BELLA	02/01/2016	Rents	\$	1,025.00
TERRA BELLA	03/01/2016	Rents	\$	1,025.00
TERRA BELLA	04/11/2016	Rents	\$	1,025.00
TERRA BELLA	05/01/2016	Rents	\$	1,025.00
TERRA BELLA	06/01/2016	Rents	\$	1,025.00
TERRA BELLA	07/01/2016	Rents	\$	1,025.00
TERRA BELLA	08/01/2016	Rents	\$	1,025.00
TERRA BELLA	09/30/2016	Rents	\$	1,025.00
TERRA BELLA	10/01/2016	Rents	\$	1,025.00
TERRA BELLA	11/22/2016	Rents	\$	1,025.00
TERRA BELLA	12/01/2016	Rents	\$	1,025.00
TERRA BELLA	01/01/2017	Rents	\$	1,025.00
TERRA BELLA	02/01/2017	Rents	\$	1,025.00
TERRA BELLA	03/07/2017	Rents	\$	1,025.00
TERRA BELLA	04/01/2017	Rents	\$	1,025.00
TERRA BELLA	05/01/2017	Rents	\$	1,025.00
TERRA BELLA	06/01/2017	Rents	\$	1,025.00
TERRA BELLA	07/01/2017	Rents	\$	1,025.00
TERRA BELLA	08/01/2017	Rents	\$	1,025.00

TERRA BELLA	09/01/2017	Rents	\$	1,025.00
TERRA BELLA	10/01/2017	Rents	\$	1,025.00
TERRA BELLA	11/01/2017	Rents	\$	1,025.00
TERRA BELLA	12/01/2017	Rents	\$	1,025.00
		Total	\$	661,562.00

# EXHIBIT 13

# EXHIBIT 13



## Arrearage Calculation Summary

**ELN Trust-Anaconda**

Page: 1

Report Date: 06/19/2023

## Summary of Amounts Due

Total Principal Due 06/20/2023:	\$42,309.60
Total Interest Due 06/20/2023:	\$18,954.02
Total Penalty Due 06/20/2023:	\$0.00
Amount Due if paid on 06/20/2023:	\$61,263.63
Amount Due if paid on 06/21/2023:	\$61,274.64
Daily Amount accruing as of 06/21/2023:	\$11.01

Date Due	Amount Due	Date Received	Amount Received	Accum. Arrearage	Accum. Interest
12/31/2014	6,900.00	12/31/2014	173.00	6,727.00	0.00
12/31/2014	0.00	12/31/2014	618.00	6,109.00	0.00
12/31/2014	0.00	12/31/2014	478.00	5,631.00	0.00
01/01/2015	0.00	01/02/2015	238.78	5,392.22	0.80
01/05/2015	1,150.00	01/06/2015	46.21	6,496.01	4.07
02/02/2015	0.00	02/02/2015	66.36	6,429.65	29.30
02/05/2015	1,150.00	02/27/2015	238.78	7,340.87	56.06
02/27/2015	0.00	02/27/2015	129.77	7,211.10	56.06
03/02/2015	0.00	03/02/2015	60.33	7,150.77	59.17
03/05/2015	1,150.00	03/06/2015	42.63	8,258.14	63.45
03/06/2015	0.00	03/06/2015	42.63	8,215.51	63.45
04/05/2015	1,150.00	04/21/2015	192.75	9,172.76	120.45
05/05/2015	1,150.00	05/05/2015	0.00	10,322.76	138.93
05/28/2015	23.75	05/28/2015	60.33	10,286.18	173.08
05/28/2015	0.00	05/28/2015	76.32	10,209.86	173.08
06/05/2015	1,150.00	06/20/2015	742.00	10,617.86	209.33
07/01/2015	0.00	07/04/2015	66.36	10,551.50	230.71
07/05/2015	1,150.00	07/07/2015	46.67	11,654.83	235.60
07/07/2015	0.00	07/07/2015	46.67	11,608.16	235.60
08/05/2015	1,150.00	08/17/2015	134.28	12,623.88	306.04
08/17/2015	0.00	08/17/2015	247.12	12,376.76	306.04
09/05/2015	1,150.00	09/18/2015	60.33	13,466.43	365.16

10/05/2015	1,150.00	10/09/2015	46.96	14,569.47	406.49
10/09/2015	0.00	10/09/2015	46.96	14,522.51	406.49
10/13/2015	0.00	10/13/2015	133.92	14,388.59	414.85
10/13/2015	0.00	10/13/2015	246.42	14,142.17	414.85
11/05/2015	1,150.00	11/17/2015	66.36	15,225.81	488.03
12/05/2015	1,150.00	12/14/2015	60.33	16,315.48	548.65
12/15/2015	0.00	12/15/2015	43.32	16,272.16	551.00
01/01/2016	0.00	01/01/2016	0.00	16,272.16	590.79
01/05/2016	1,150.00	01/14/2016	133.92	17,288.24	624.13
01/14/2016	0.00	01/14/2016	246.42	17,041.82	624.13
01/25/2016	0.00	01/25/2016	338.00	16,703.82	652.30
01/26/2016	0.00	01/26/2016	67.56	16,636.26	654.81
02/05/2016	1,150.00	02/05/2016	0.00	17,786.26	679.81
02/22/2016	238.00	02/22/2016	0.00	18,024.26	725.25
03/05/2016	1,150.00	03/14/2016	133.92	19,040.34	783.68
03/14/2016	0.00	03/14/2016	246.42	18,793.92	783.68
03/15/2016	0.00	03/15/2016	43.32	18,750.60	786.51
03/15/2016	0.00	03/15/2016	43.32	18,707.28	786.51
03/29/2016	0.00	03/29/2016	70.64	18,636.64	825.86
04/05/2016	1,150.00	04/05/2016	0.00	19,786.64	845.47
05/05/2016	1,150.00	05/10/2016	67.56	20,869.08	950.40
05/10/2016	0.00	05/10/2016	61.42	20,807.66	950.40
05/25/2016	67.00	05/25/2016	338.00	20,536.66	997.30
06/05/2016	1,150.00	06/20/2016	43.36	21,643.30	1,080.13
06/20/2016	0.00	06/20/2016	43.46	21,599.84	1,080.13
07/01/2016	0.00	07/01/2016	0.00	21,599.84	1,115.84
07/05/2016	1,150.00	07/24/2016	67.56	22,682.28	1,193.78
08/05/2016	1,150.00	08/25/2016	136.00	23,696.28	1,306.31
08/25/2016	0.00	08/25/2016	248.71	23,447.57	1,306.31
09/05/2016	1,150.00	09/15/2016	61.42	24,536.15	1,382.03
09/20/2016	0.00	09/20/2016	43.53	24,492.62	1,400.46
09/20/2016	0.00	09/20/2016	43.53	24,449.09	1,400.46
10/05/2016	1,150.00	10/25/2016	139.56	25,459.53	1,532.51
10/25/2016	0.00	10/25/2016	67.56	25,391.97	1,532.51
10/25/2016	0.00	10/25/2016	256.79	25,135.18	1,532.51
11/05/2016	1,150.00	11/05/2016	0.00	26,285.18	1,574.06
12/01/2016	1,150.00	12/12/2016	315.50	27,119.68	1,722.11

12/13/2016	0.00	12/13/2016	61.42	27,058.26	1,726.19
12/20/2016	0.00	12/20/2016	43.53	27,014.73	1,754.65
12/20/2016	0.00	12/20/2016	43.53	26,971.20	1,754.65
01/01/2017	0.00	01/10/2017	134.19	26,837.01	1,841.53
01/10/2017	0.00	01/10/2017	246.91	26,590.10	1,841.53
01/23/2017	1,000.00	01/31/2017	68.44	27,521.66	1,930.75
02/23/2017	1,000.00	03/06/2017	62.22	28,459.44	2,079.90
03/07/2017	750.00	03/12/2017	134.19	29,075.25	2,107.39
03/12/2017	0.00	03/12/2017	246.91	28,828.34	2,107.39
03/17/2017	0.00	03/17/2017	43.53	28,784.81	2,130.09
04/01/2017	900.00	04/19/2017	68.44	29,616.37	2,282.29
04/21/2017	900.00	04/21/2017	0.00	30,516.37	2,291.62
05/01/2017	1,200.00	05/25/2017	62.22	31,654.15	2,459.61
05/30/2017	0.00	05/30/2017	315.50	31,338.65	2,484.54
06/01/2017	1,150.00	06/20/2017	43.61	32,445.04	2,591.66
07/01/2017	1,150.00	07/24/2017	68.44	33,526.60	2,780.19
08/01/2017	1,150.00	08/29/2017	255.12	34,421.48	2,992.37
09/01/2017	1,150.00	09/20/2017	43.76	35,527.72	3,125.78
10/01/2017	1,150.00	10/01/2017	0.00	36,677.72	3,192.70
11/01/2017	1,150.00	11/04/2017	263.46	37,564.26	3,406.83
11/07/2017	0.00	11/07/2017	68.44	37,495.82	3,426.13
12/01/2017	1,150.00	12/21/2017	43.76	38,602.06	3,712.57
12/26/2017	0.00	12/26/2017	279.00	38,323.06	3,745.62
01/01/2018	1,150.00	01/09/2018	253.33	39,219.73	3,841.22
02/01/2018	1,150.00	02/01/2018	63.03	40,306.70	4,001.86
03/01/2018	1,150.00	03/14/2018	253.33	41,203.37	4,298.82
03/20/2018	0.00	03/20/2018	43.76	41,159.61	4,342.85
04/01/2018	1,150.00	04/01/2018	0.00	42,309.61	4,430.80
07/01/2018	0.00	07/01/2018	0.00	42,309.61	5,116.45
01/01/2019	0.00	01/01/2019	0.00	42,309.61	6,609.46
07/01/2019	0.00	07/01/2019	0.00	42,309.61	8,183.03
01/01/2020	0.00	01/01/2020	0.00	42,309.61	9,782.68
07/01/2020	0.00	07/01/2020	0.00	42,309.61	11,202.83
01/01/2021	0.00	01/01/2021	0.00	42,309.61	12,319.52
07/01/2021	0.00	07/01/2021	0.00	42,309.61	13,421.02
01/01/2022	0.00	01/01/2022	0.00	42,309.61	14,540.78
07/01/2022	0.00	07/01/2022	0.00	42,309.61	15,642.28

01/01/2023	0.00	01/01/2023	0.00	42,309.61	17,081.96
06/20/2023	0.00	06/20/2023	0.00	42,309.61	18,954.02
Totals	53,228.75		10,919.14	42,309.61	18,954.02

\* Indicates a payment due is designated as child support.

**Notes:**

Payments are applied to oldest unpaid balance.  
 Interest and penalties are calculated using number of days past due.  
 Payments apply to principal amounts only.  
 Interest is not compounded, but accrued only.  
 Penalties calculated on past due child support amounts per NRS 125B.095.

**Interest Rates Used by Program:**

7.00%	from Jan 1960 to Jun 1979		8.00%	from Jul 1979 to Jun 1981
12.00%	from Jul 1981 to Jun 1987		10.25%	from Jul 1987 to Dec 1987
10.75%	from Jan 1988 to Jun 1988		11.00%	from Jul 1988 to Dec 1988
12.50%	from Jan 1989 to Jun 1989		13.00%	from Jul 1989 to Dec 1989
12.50%	from Jan 1990 to Jun 1990		12.00%	from Jul 1990 to Jun 1991
10.50%	from Jul 1991 to Dec 1991		8.50%	from Jan 1992 to Dec 1992
8.00%	from Jan 1993 to Jun 1994		9.25%	from Jul 1994 to Dec 1994
10.50%	from Jan 1995 to Jun 1995		11.00%	from Jul 1995 to Dec 1995
10.50%	from Jan 1996 to Jun 1996		10.25%	from Jul 1996 to Jun 1997
10.50%	from Jul 1997 to Dec 1998		9.75%	from Jan 1999 to Dec 1999
10.25%	from Jan 2000 to Jun 2000		11.50%	from Jul 2000 to Jun 2001
8.75%	from Jul 2001 to Dec 2001		6.75%	from Jan 2002 to Dec 2002
6.25%	from Jan 2003 to Jun 2003		6.00%	from Jul 2003 to Dec 2003
6.00%	from Jan 2004 to Jun 2004		6.25%	from Jul 2004 to Dec 2004
7.25%	from Jan 2005 to Jun 2005		8.25%	from Jul 2005 to Dec 2005
9.25%	from Jan 2006 to Jun 2006		10.25%	from Jul 2006 to Dec 2007
9.25%	from Jan 2008 to Jun 2008		7.00%	from Jul 2008 to Dec 2008
5.25%	from Jan 2009 to Dec 2012		5.25%	from Jan 2013 to Jun 2013
5.25%	from Jul 2013 to Dec 2013		5.25%	from Jan 2014 to Jun 2014
5.25%	from Jul 2014 to Dec 2014		5.25%	from Jan 2015 to Jun 2015
5.25%	from Jul 2015 to Dec 2015		5.50%	from Jan 2016 to Jun 2016
5.50%	from Jul 2016 to Dec 2016		5.75%	from Jan 2017 to Jun 2017
6.25%	from Jul 2017 to Dec 2017		6.50%	from Jan 2018 to Jun 2018
7.00%	from Jul 2018 to Jan 2019		7.50%	from Jan 2019 to Jun 2019
7.50%	from Jul 2019 to Dec 2019		6.75%	from Jan 2020 to Jun 2020
5.25%	from Jul 2020 to Dec 2020		5.25%	from Jan 2021 to Jun 2021
5.25%	from Jul 2021 to Dec 2021		5.25%	from Jan 2022 to Jun 2022
6.75%	from Jul 2022 to Dec 2022		9.50%	from Jan 2023 to Jun 2023

Report created by:

Marshal Law version 4.0

Copyright (c) 1991, 1999, 2001, 2013 Willick Law Group, LLC

Hauser Family Law - michelle@hauserfamilylaw.com - (702) 867-8313

\*End of Report\*

# EXHIBIT 14

# EXHIBIT 14

## Arrearage Calculation Summary

**ELN TRUST-Baxter**

Page: 1

Report Date: 06/19/2023

## Summary of Amounts Due

Total Principal Due 06/20/2023:	\$29,721.75
Total Interest Due 06/20/2023:	\$13,281.04
Total Penalty Due 06/20/2023:	\$0.00
Amount Due if paid on 06/20/2023:	\$43,002.79
Amount Due if paid on 06/21/2023:	\$43,010.52
Daily Amount accruing as of 06/21/2023:	\$7.73

Date Due	Amount Due	Date Received	Amount Received	Accum. Arrearage	Accum. Interest
12/31/2014	4,200.00	12/31/2014	260.00	3,940.00	0.00
12/31/2014	0.00	12/31/2014	161.00	3,779.00	0.00
12/31/2014	0.00	12/31/2014	1,123.00	2,656.00	0.00
01/01/2015	0.00	01/02/2015	129.77	2,526.23	0.38
01/05/2015	700.00	01/06/2015	46.21	3,180.02	1.93
02/03/2015	700.00	02/03/2015	0.00	3,880.02	14.74
03/31/2015	725.00	03/31/2015	0.00	4,605.02	45.99
04/30/2015	725.00	04/30/2015	0.00	5,330.02	65.86
05/31/2015	725.00	05/31/2015	0.00	6,055.02	89.63
06/30/2015	725.00	06/30/2015	0.00	6,780.02	115.76
07/01/2015	725.00	07/01/2015	0.00	7,505.02	115.76
08/01/2015	725.00	08/01/2015	0.00	8,230.02	149.22
09/26/2015	750.00	09/26/2015	0.00	8,980.02	215.51
10/01/2015	725.00	10/01/2015	0.00	9,705.02	221.97
11/01/2015	725.00	11/01/2015	0.00	10,430.02	265.24
12/01/2015	725.00	12/15/2015	43.32	11,111.70	332.71
12/22/2015	0.00	12/22/2015	148.25	10,963.45	343.90
01/01/2016	725.00	01/25/2016	218.50	11,469.95	401.82
02/01/2016	725.00	02/01/2016	0.00	12,194.95	413.89
02/08/2016	41.25	02/08/2016	0.00	12,236.20	426.72
03/01/2016	725.00	03/01/2016	0.00	12,961.20	467.17
04/01/2016	725.00	04/01/2016	0.00	13,686.20	527.55

05/01/2016	725.00	05/25/2016	218.50	14,192.70	641.23
06/01/2016	725.00	06/01/2016	0.00	14,917.70	656.15
07/01/2016	725.00	07/01/2016	0.00	15,642.70	723.41
08/01/2016	725.00	08/01/2016	0.00	16,367.70	796.28
09/01/2016	725.00	09/01/2016	0.00	17,092.70	872.53
10/01/2016	725.00	10/01/2016	0.00	17,817.70	949.58
11/01/2016	725.00	11/01/2016	0.00	18,542.70	1,032.59
12/01/2016	725.00	12/12/2016	204.00	19,063.70	1,148.03
01/01/2017	725.00	01/01/2017	0.00	19,788.70	1,205.33
02/01/2017	725.00	02/01/2017	0.00	20,513.70	1,301.96
03/01/2017	725.00	03/01/2017	0.00	21,238.70	1,392.45
04/01/2017	725.00	04/01/2017	0.00	21,963.70	1,496.17
05/01/2017	725.00	05/30/2017	204.00	22,484.70	1,703.62
06/01/2017	725.00	06/20/2017	43.61	23,166.09	1,780.18
07/01/2017	725.00	07/01/2017	0.00	23,891.09	1,820.32
08/01/2017	725.00	08/29/2017	139.48	24,476.61	2,065.16
09/01/2017	725.00	09/01/2017	62.22	25,139.39	2,077.74
09/20/2017	0.00	09/20/2017	43.76	25,095.63	2,159.53
10/01/2017	725.00	10/01/2017	0.00	25,820.63	2,206.80
11/01/2017	725.00	11/04/2017	142.19	26,403.44	2,357.49
12/01/2017	725.00	12/04/2017	62.22	27,066.22	2,493.50
12/21/2017	0.00	12/21/2017	43.76	27,022.46	2,572.29
01/01/2018	725.00	01/01/2018	0.00	27,747.46	2,623.19
02/01/2018	725.00	02/01/2018	0.00	28,472.46	2,776.37
03/01/2018	725.00	03/01/2018	63.03	29,134.43	2,918.34
03/14/2018	0.00	03/14/2018	137.68	28,996.75	2,985.79
04/01/2018	725.00	04/01/2018	0.00	29,721.75	3,078.74
07/01/2018	0.00	07/01/2018	0.00	29,721.75	3,560.39
01/01/2019	0.00	01/01/2019	0.00	29,721.75	4,609.20
07/01/2019	0.00	07/01/2019	0.00	29,721.75	5,714.61
01/01/2020	0.00	01/01/2020	0.00	29,721.75	6,838.34
07/01/2020	0.00	07/01/2020	0.00	29,721.75	7,835.96
01/01/2021	0.00	01/01/2021	0.00	29,721.75	8,620.42
07/01/2021	0.00	07/01/2021	0.00	29,721.75	9,394.21
01/01/2022	0.00	01/01/2022	0.00	29,721.75	10,180.81
07/01/2022	0.00	07/01/2022	0.00	29,721.75	10,954.60
01/01/2023	0.00	01/01/2023	0.00	29,721.75	11,965.95



06/20/2023	0.00	06/20/2023	0.00	29,721.75	13,281.04
Totals	33,216.25		3,494.50	29,721.75	13,281.04

\* Indicates a payment due is designated as child support.

**Notes:**

Payments are applied to oldest unpaid balance.  
 Interest and penalties are calculated using number of days past due.  
 Payments apply to principal amounts only.  
 Interest is not compounded, but accrued only.  
 Penalties calculated on past due child support amounts per NRS 125B.095.

**Interest Rates Used by Program:**

7.00%	from Jan 1960 to Jun 1979		8.00%	from Jul 1979 to Jun 1981
12.00%	from Jul 1981 to Jun 1987		10.25%	from Jul 1987 to Dec 1987
10.75%	from Jan 1988 to Jun 1988		11.00%	from Jul 1988 to Dec 1988
12.50%	from Jan 1989 to Jun 1989		13.00%	from Jul 1989 to Dec 1989
12.50%	from Jan 1990 to Jun 1990		12.00%	from Jul 1990 to Jun 1991
10.50%	from Jul 1991 to Dec 1991		8.50%	from Jan 1992 to Dec 1992
8.00%	from Jan 1993 to Jun 1994		9.25%	from Jul 1994 to Dec 1994
10.50%	from Jan 1995 to Jun 1995		11.00%	from Jul 1995 to Dec 1995
10.50%	from Jan 1996 to Jun 1996		10.25%	from Jul 1996 to Jun 1997
10.50%	from Jul 1997 to Dec 1998		9.75%	from Jan 1999 to Dec 1999
10.25%	from Jan 2000 to Jun 2000		11.50%	from Jul 2000 to Jun 2001
8.75%	from Jul 2001 to Dec 2001		6.75%	from Jan 2002 to Dec 2002
6.25%	from Jan 2003 to Jun 2003		6.00%	from Jul 2003 to Dec 2003
6.00%	from Jan 2004 to Jun 2004		6.25%	from Jul 2004 to Dec 2004
7.25%	from Jan 2005 to Jun 2005		8.25%	from Jul 2005 to Dec 2005
9.25%	from Jan 2006 to Jun 2006		10.25%	from Jul 2006 to Dec 2007
9.25%	from Jan 2008 to Jun 2008		7.00%	from Jul 2008 to Dec 2008
5.25%	from Jan 2009 to Dec 2012		5.25%	from Jan 2013 to Jun 2013
5.25%	from Jul 2013 to Dec 2013		5.25%	from Jan 2014 to Jun 2014
5.25%	from Jul 2014 to Dec 2014		5.25%	from Jan 2015 to Jun 2015
5.25%	from Jul 2015 to Dec 2015		5.50%	from Jan 2016 to Jun 2016
5.50%	from Jul 2016 to Dec 2016		5.75%	from Jan 2017 to Jun 2017
6.25%	from Jul 2017 to Dec 2017		6.50%	from Jan 2018 to Jun 2018
7.00%	from Jul 2018 to Jan 2019		7.50%	from Jan 2019 to Jun 2019
7.50%	from Jul 2019 to Dec 2019		6.75%	from Jan 2020 to Jun 2020
5.25%	from Jul 2020 to Dec 2020		5.25%	from Jan 2021 to Jun 2021
5.25%	from Jul 2021 to Dec 2021		5.25%	from Jan 2022 to Jun 2022
6.75%	from Jul 2022 to Dec 2022		9.50%	from Jan 2023 to Jun 2023

Report created by:

Marshal Law version 4.0

Copyright (c) 1991, 1999, 2001, 2013 Willick Law Group, LLC

Hauser Family Law - michelle@hauserfamilylaw.com - (702) 867-8313

\*End of Report\*

# EXHIBIT 15

# EXHIBIT 15

## Arrearage Calculation Summary

**ELN Trust-Cambria**

Page: 1

Report Date: 06/19/2023

## Summary of Amounts Due

Total Principal Due 06/20/2023:	\$36,064.50
Total Interest Due 06/20/2023:	\$19,359.27
Total Penalty Due 06/20/2023:	\$0.00
Amount Due if paid on 06/20/2023:	\$55,423.77
Amount Due if paid on 06/21/2023:	\$55,433.16
Daily Amount accruing as of 06/21/2023:	\$9.38

Date Due	Amount Due	Date Received	Amount Received	Accum. Arrearage	Accum. Interest
12/31/1969	925.00	12/31/1969	0.00	925.00	0.00
07/01/1979	0.00	07/01/1979	0.00	925.00	615.39
07/01/1981	0.00	07/01/1981	0.00	925.00	763.59
07/01/1987	0.00	07/01/1987	0.00	925.00	1,429.89
01/01/1988	0.00	01/01/1988	0.00	925.00	1,477.69
07/01/1988	0.00	07/01/1988	0.00	925.00	1,527.14
01/01/1989	0.00	01/01/1989	0.00	925.00	1,578.29
07/01/1989	0.00	07/01/1989	0.00	925.00	1,635.63
01/01/1990	0.00	01/01/1990	0.00	925.00	1,696.25
07/01/1990	0.00	07/01/1990	0.00	925.00	1,753.58
07/01/1991	0.00	07/01/1991	0.00	925.00	1,864.58
01/01/1992	0.00	01/01/1992	0.00	925.00	1,913.54
01/01/1993	0.00	01/01/1993	0.00	925.00	1,992.17
07/01/1994	0.00	07/01/1994	0.00	925.00	2,102.87
01/01/1995	0.00	01/01/1995	0.00	925.00	2,146.00
07/01/1995	0.00	07/01/1995	0.00	925.00	2,194.16
01/01/1996	0.00	01/01/1996	0.00	925.00	2,245.45
07/01/1996	0.00	07/01/1996	0.00	925.00	2,293.75
07/01/1997	0.00	07/01/1997	0.00	925.00	2,388.31
01/01/1999	0.00	01/01/1999	0.00	925.00	2,534.39
01/01/2000	0.00	01/01/2000	0.00	925.00	2,624.58
07/01/2000	0.00	07/01/2000	0.00	925.00	2,671.73

07/01/2001	0.00	07/01/2001	0.00	925.00	2,777.81
01/01/2002	0.00	01/01/2002	0.00	925.00	2,818.61
01/01/2003	0.00	01/01/2003	0.00	925.00	2,881.05
07/01/2003	0.00	07/01/2003	0.00	925.00	2,909.72
01/01/2004	0.00	01/01/2004	0.00	925.00	2,937.70
07/01/2004	0.00	07/01/2004	0.00	925.00	2,965.29
01/01/2005	0.00	01/01/2005	0.00	925.00	2,994.36
07/01/2005	0.00	07/01/2005	0.00	925.00	3,022.29
01/01/2006	0.00	01/01/2006	0.00	925.00	3,060.76
07/01/2006	0.00	07/01/2006	0.00	925.00	3,103.19
01/01/2008	0.00	01/01/2008	0.00	925.00	3,245.79
07/01/2008	0.00	07/01/2008	0.00	925.00	3,288.34
01/01/2009	0.00	01/01/2009	0.00	925.00	3,320.89
01/01/2013	0.00	01/01/2013	0.00	925.00	3,515.28
07/01/2013	0.00	07/01/2013	0.00	925.00	3,539.36
01/01/2014	0.00	01/01/2014	0.00	925.00	3,563.84
07/01/2014	0.00	07/01/2014	0.00	925.00	3,587.92
12/31/2014	1,300.00	12/31/2014	0.00	2,225.00	3,612.27
01/01/2015	0.00	01/01/2015	0.00	2,225.00	3,612.27
03/16/2015	478.00	03/16/2015	0.00	2,703.00	3,635.95
05/01/2015	925.00	05/01/2015	0.00	3,628.00	3,653.84
06/01/2015	925.00	06/01/2015	0.00	4,553.00	3,670.01
07/01/2015	925.00	07/01/2015	0.00	5,478.00	3,689.66
08/01/2015	925.00	08/01/2015	0.00	6,403.00	3,714.08
09/01/2015	925.00	09/01/2015	0.00	7,328.00	3,742.64
10/01/2015	925.00	10/01/2015	0.00	8,253.00	3,774.26
11/01/2015	925.00	11/01/2015	0.00	9,178.00	3,811.06
12/01/2015	925.00	12/01/2015	0.00	10,103.00	3,850.66
01/01/2016	925.00	01/01/2016	0.00	11,028.00	3,895.71
02/01/2016	925.00	02/01/2016	0.00	11,953.00	3,947.08
02/02/2016	61.50	02/02/2016	0.00	12,014.50	3,948.88
03/01/2016	925.00	03/01/2016	0.00	12,939.50	3,999.43
04/01/2016	925.00	04/01/2016	0.00	13,864.50	4,059.71
05/01/2016	925.00	05/01/2016	0.00	14,789.50	4,122.21
06/01/2016	925.00	06/01/2016	0.00	15,714.50	4,191.11
07/01/2016	925.00	07/01/2016	0.00	16,639.50	4,261.95
08/01/2016	925.00	08/01/2016	0.00	17,564.50	4,339.47

09/01/2016	925.00	09/01/2016	0.00	18,489.50	4,421.29
10/01/2016	925.00	10/01/2016	0.00	19,414.50	4,504.65
11/01/2016	925.00	11/01/2016	0.00	20,339.50	4,595.09
12/01/2016	925.00	12/01/2016	0.00	21,264.50	4,686.78
01/01/2017	925.00	01/01/2017	0.00	22,189.50	4,785.84
02/01/2017	925.00	02/01/2017	0.00	23,114.50	4,894.21
03/01/2017	925.00	03/01/2017	0.00	24,039.50	4,996.16
04/01/2017	925.00	04/01/2017	0.00	24,964.50	5,113.56
05/01/2017	925.00	05/01/2017	0.00	25,889.50	5,231.54
06/01/2017	925.00	06/01/2017	0.00	26,814.50	5,357.98
07/01/2017	925.00	07/01/2017	0.00	27,739.50	5,484.70
08/01/2017	925.00	08/01/2017	0.00	28,664.50	5,631.95
09/01/2017	925.00	09/01/2017	0.00	29,589.50	5,784.11
10/01/2017	925.00	10/01/2017	0.00	30,514.50	5,936.11
11/01/2017	925.00	11/01/2017	0.00	31,439.50	6,098.09
12/01/2017	925.00	12/01/2017	0.00	32,364.50	6,259.59
01/01/2018	925.00	01/01/2018	0.00	33,289.50	6,431.39
02/01/2018	925.00	02/01/2018	0.00	34,214.50	6,615.16
03/01/2018	925.00	03/01/2018	0.00	35,139.50	6,785.77
04/01/2018	925.00	04/01/2018	0.00	36,064.50	6,979.76
07/01/2018	0.00	07/01/2018	0.00	36,064.50	7,564.20
01/01/2019	0.00	01/01/2019	0.00	36,064.50	8,836.83
07/01/2019	0.00	07/01/2019	0.00	36,064.50	10,178.14
01/01/2020	0.00	01/01/2020	0.00	36,064.50	11,541.67
07/01/2020	0.00	07/01/2020	0.00	36,064.50	12,752.20
01/01/2021	0.00	01/01/2021	0.00	36,064.50	13,704.06
07/01/2021	0.00	07/01/2021	0.00	36,064.50	14,642.97
01/01/2022	0.00	01/01/2022	0.00	36,064.50	15,597.45
07/01/2022	0.00	07/01/2022	0.00	36,064.50	16,536.36
01/01/2023	0.00	01/01/2023	0.00	36,064.50	17,763.54
06/20/2023	0.00	06/20/2023	0.00	36,064.50	19,359.27
Totals	36,064.50		0.00	36,064.50	19,359.27

\* Indicates a payment due is designated as child support.

**Notes:**

Payments are applied to oldest unpaid balance.  
 Interest and penalties are calculated using number of days past due.  
 Payments apply to principal amounts only.  
 Interest is not compounded, but accrued only.  
 Penalties calculated on past due child support amounts per NRS 125B.095.

**Interest Rates Used by Program:**

7.00%	from Jan 1960 to Jun 1979		8.00%	from Jul 1979 to Jun 1981
12.00%	from Jul 1981 to Jun 1987		10.25%	from Jul 1987 to Dec 1987
10.75%	from Jan 1988 to Jun 1988		11.00%	from Jul 1988 to Dec 1988
12.50%	from Jan 1989 to Jun 1989		13.00%	from Jul 1989 to Dec 1989
12.50%	from Jan 1990 to Jun 1990		12.00%	from Jul 1990 to Jun 1991
10.50%	from Jul 1991 to Dec 1991		8.50%	from Jan 1992 to Dec 1992
8.00%	from Jan 1993 to Jun 1994		9.25%	from Jul 1994 to Dec 1994
10.50%	from Jan 1995 to Jun 1995		11.00%	from Jul 1995 to Dec 1995
10.50%	from Jan 1996 to Jun 1996		10.25%	from Jul 1996 to Jun 1997
10.50%	from Jul 1997 to Dec 1998		9.75%	from Jan 1999 to Dec 1999
10.25%	from Jan 2000 to Jun 2000		11.50%	from Jul 2000 to Jun 2001
8.75%	from Jul 2001 to Dec 2001		6.75%	from Jan 2002 to Dec 2002
6.25%	from Jan 2003 to Jun 2003		6.00%	from Jul 2003 to Dec 2003
6.00%	from Jan 2004 to Jun 2004		6.25%	from Jul 2004 to Dec 2004
7.25%	from Jan 2005 to Jun 2005		8.25%	from Jul 2005 to Dec 2005
9.25%	from Jan 2006 to Jun 2006		10.25%	from Jul 2006 to Dec 2007
9.25%	from Jan 2008 to Jun 2008		7.00%	from Jul 2008 to Dec 2008
5.25%	from Jan 2009 to Dec 2012		5.25%	from Jan 2013 to Jun 2013
5.25%	from Jul 2013 to Dec 2013		5.25%	from Jan 2014 to Jun 2014
5.25%	from Jul 2014 to Dec 2014		5.25%	from Jan 2015 to Jun 2015
5.25%	from Jul 2015 to Dec 2015		5.50%	from Jan 2016 to Jun 2016
5.50%	from Jul 2016 to Dec 2016		5.75%	from Jan 2017 to Jun 2017
6.25%	from Jul 2017 to Dec 2017		6.50%	from Jan 2018 to Jun 2018
7.00%	from Jul 2018 to Jan 2019		7.50%	from Jan 2019 to Jun 2019
7.50%	from Jul 2019 to Dec 2019		6.75%	from Jan 2020 to Jun 2020
5.25%	from Jul 2020 to Dec 2020		5.25%	from Jan 2021 to Jun 2021
5.25%	from Jul 2021 to Dec 2021		5.25%	from Jan 2022 to Jun 2022
6.75%	from Jul 2022 to Dec 2022		9.50%	from Jan 2023 to Jun 2023

Report created by:

Marshal Law version 4.0

Copyright (c) 1991, 1999, 2001, 2013 Willick Law Group, LLC

Hauser Family Law - michelle@hauserfamilylaw.com - (702) 867-8313

\*End of Report\*

# EXHIBIT 16

# EXHIBIT 16



## Arrearage Calculation Summary

**ELN Trust-Chruchill**

Page: 1

Report Date: 06/19/2023

## Summary of Amounts Due

Total Principal Due 06/20/2023:	\$35,055.42
Total Interest Due 06/20/2023:	\$15,582.07
Total Penalty Due 06/20/2023:	\$0.00
Amount Due if paid on 06/20/2023:	\$50,637.49
Amount Due if paid on 06/21/2023:	\$50,646.61
Daily Amount accruing as of 06/21/2023:	\$9.12

Date Due	Amount Due	Date Received	Amount Received	Accum. Arrearage	Accum. Interest
12/24/2014	5,400.00	12/31/2014	597.00	4,803.00	5.43
12/31/2014	0.00	12/31/2014	102.00	4,701.00	5.43
12/31/2014	0.00	12/31/2014	262.00	4,439.00	5.43
01/01/2015	0.00	01/01/2015	0.00	4,439.00	5.43
01/02/2015	900.00	01/02/2015	130.68	5,208.32	6.07
01/06/2015	0.00	01/06/2015	46.21	5,162.11	9.07
02/27/2015	0.00	02/27/2015	130.68	5,031.43	47.68
02/28/2015	900.00	03/06/2015	42.63	5,888.80	53.52
03/31/2015	925.00	04/01/2015	60.33	6,753.47	75.67
04/21/2015	0.00	04/21/2015	208.75	6,544.72	95.10
04/30/2015	925.00	04/30/2015	0.00	7,469.72	103.58
05/01/2015	925.00	05/01/2015	0.00	8,394.72	104.65
05/11/2015	236.77	05/11/2015	0.00	8,631.49	116.72
06/01/2015	925.00	06/22/2015	208.75	9,347.74	171.66
06/22/2015	0.00	06/22/2015	208.75	9,138.99	171.66
07/01/2015	925.00	07/04/2015	60.33	10,003.66	187.83
07/07/2015	0.00	07/07/2015	46.67	9,956.99	192.15
08/01/2015	925.00	08/27/2015	138.21	10,743.78	268.65
09/26/2015	1,015.00	09/26/2015	0.00	11,758.78	315.01
10/01/2015	925.00	10/08/2015	60.33	12,623.45	336.24
10/09/2015	0.00	10/09/2015	46.96	12,576.49	338.05
10/13/2015	0.00	10/13/2015	134.87	12,441.62	345.29

10/16/2015	0.00	10/16/2015	205.75	12,235.87	350.66
11/01/2015	925.00	11/01/2015	0.00	13,160.87	378.82
12/01/2015	925.00	12/15/2015	43.32	14,042.55	463.97
01/01/2016	925.00	01/08/2016	61.42	14,906.13	514.05
01/14/2016	0.00	01/14/2016	134.87	14,771.26	527.49
01/25/2016	0.00	01/25/2016	318.00	14,453.26	551.91
02/01/2016	925.00	02/01/2016	0.00	15,378.26	567.12
02/02/2016	182.00	02/02/2016	0.00	15,560.26	569.43
03/01/2016	925.00	03/14/2016	134.87	16,350.39	667.10
03/15/2016	0.00	03/15/2016	43.32	16,307.07	669.56
03/29/2016	0.00	03/29/2016	61.42	16,245.65	703.87
05/25/2016	0.00	05/25/2016	318.00	15,927.65	843.02
06/20/2016	0.00	06/20/2016	43.46	15,884.19	905.25
06/27/2016	0.00	06/27/2016	70.00	15,814.19	921.96
07/01/2016	0.00	07/24/2016	166.00	15,648.19	986.12
07/24/2016	0.00	07/24/2016	70.63	15,577.56	986.12
07/25/2016	1,050.00	07/25/2016	0.00	16,627.56	988.47
08/01/2016	204.00	08/25/2016	136.93	16,694.63	1,066.66
08/28/2016	0.00	08/28/2016	73.60	16,621.03	1,074.19
09/01/2016	1,050.00	09/15/2016	61.42	17,609.61	1,121.35
09/20/2016	0.00	09/20/2016	43.53	17,566.08	1,134.59
10/01/2016	1,050.00	10/25/2016	140.55	18,475.53	1,230.76
11/01/2016	1,050.00	11/01/2016	0.00	19,525.53	1,250.20
12/01/2016	1,050.00	12/05/2016	295.50	20,280.03	1,350.59
12/16/2016	0.00	12/16/2016	62.22	20,217.81	1,384.11
12/20/2016	0.00	12/20/2016	43.53	20,174.28	1,396.27
01/01/2017	1,050.00	01/10/2017	135.14	21,089.14	1,462.74
02/01/2017	1,050.00	02/01/2017	0.00	22,139.14	1,535.83
03/01/2017	1,050.00	03/12/2017	135.14	23,054.00	1,673.67
03/17/2017	0.00	03/17/2017	43.53	23,010.47	1,691.82
04/01/2017	1,050.00	04/04/2017	62.22	23,998.25	1,757.57
05/01/2017	1,050.00	05/30/2017	295.50	24,752.75	1,974.08
06/01/2017	1,050.00	06/20/2017	43.61	25,759.14	2,059.11
07/01/2017	1,050.00	07/01/2017	62.22	26,746.92	2,103.74
08/01/2017	1,050.00	08/29/2017	140.44	27,656.48	2,379.00
09/01/2017	1,050.00	09/20/2017	43.76	28,662.72	2,486.60
10/01/2017	1,050.00	10/10/2017	62.22	29,650.50	2,586.38

11/01/2017	1,050.00	11/04/2017	144.20	30,556.30	2,713.84
12/01/2017	1,050.00	12/21/2017	43.76	31,562.54	2,963.35
12/26/2017	0.00	12/26/2017	262.00	31,300.54	2,990.38
12/31/2017	0.00	12/31/2017	63.03	31,237.51	3,017.18
01/01/2018	1,050.00	01/09/2018	138.65	32,148.86	3,063.17
02/01/2018	1,050.00	02/01/2018	0.00	33,198.86	3,194.85
03/01/2018	1,050.00	03/14/2018	136.65	34,112.21	3,439.68
03/20/2018	0.00	03/20/2018	43.76	34,068.45	3,476.13
04/01/2018	1,050.00	04/01/2018	63.03	35,055.42	3,548.93
07/01/2018	0.00	07/01/2018	0.00	35,055.42	4,117.02
01/01/2019	0.00	01/01/2019	0.00	35,055.42	5,354.05
07/01/2019	0.00	07/01/2019	0.00	35,055.42	6,657.82
01/01/2020	0.00	01/01/2020	0.00	35,055.42	7,983.20
07/01/2020	0.00	07/01/2020	0.00	35,055.42	9,159.86
01/01/2021	0.00	01/01/2021	0.00	35,055.42	10,085.09
07/01/2021	0.00	07/01/2021	0.00	35,055.42	10,997.73
01/01/2022	0.00	01/01/2022	0.00	35,055.42	11,925.50
07/01/2022	0.00	07/01/2022	0.00	35,055.42	12,838.14
01/01/2023	0.00	01/01/2023	0.00	35,055.42	14,030.99
06/20/2023	0.00	06/20/2023	0.00	35,055.42	15,582.07
<hr/>					
Totals	41,987.77		6,932.35	35,055.42	15,582.07

\* Indicates a payment due is designated as child support.

**Notes:**

Payments are applied to oldest unpaid balance.  
 Interest and penalties are calculated using number of days past due.  
 Payments apply to principal amounts only.  
 Interest is not compounded, but accrued only.  
 Penalties calculated on past due child support amounts per NRS 125B.095.

**Interest Rates Used by Program:**

7.00%	from Jan 1960 to Jun 1979		8.00%	from Jul 1979 to Jun 1981
12.00%	from Jul 1981 to Jun 1987		10.25%	from Jul 1987 to Dec 1987
10.75%	from Jan 1988 to Jun 1988		11.00%	from Jul 1988 to Dec 1988
12.50%	from Jan 1989 to Jun 1989		13.00%	from Jul 1989 to Dec 1989
12.50%	from Jan 1990 to Jun 1990		12.00%	from Jul 1990 to Jun 1991
10.50%	from Jul 1991 to Dec 1991		8.50%	from Jan 1992 to Dec 1992
8.00%	from Jan 1993 to Jun 1994		9.25%	from Jul 1994 to Dec 1994
10.50%	from Jan 1995 to Jun 1995		11.00%	from Jul 1995 to Dec 1995
10.50%	from Jan 1996 to Jun 1996		10.25%	from Jul 1996 to Jun 1997
10.50%	from Jul 1997 to Dec 1998		9.75%	from Jan 1999 to Dec 1999
10.25%	from Jan 2000 to Jun 2000		11.50%	from Jul 2000 to Jun 2001
8.75%	from Jul 2001 to Dec 2001		6.75%	from Jan 2002 to Dec 2002
6.25%	from Jan 2003 to Jun 2003		6.00%	from Jul 2003 to Dec 2003
6.00%	from Jan 2004 to Jun 2004		6.25%	from Jul 2004 to Dec 2004
7.25%	from Jan 2005 to Jun 2005		8.25%	from Jul 2005 to Dec 2005
9.25%	from Jan 2006 to Jun 2006		10.25%	from Jul 2006 to Dec 2007
9.25%	from Jan 2008 to Jun 2008		7.00%	from Jul 2008 to Dec 2008
5.25%	from Jan 2009 to Dec 2012		5.25%	from Jan 2013 to Jun 2013
5.25%	from Jul 2013 to Dec 2013		5.25%	from Jan 2014 to Jun 2014
5.25%	from Jul 2014 to Dec 2014		5.25%	from Jan 2015 to Jun 2015
5.25%	from Jul 2015 to Dec 2015		5.50%	from Jan 2016 to Jun 2016
5.50%	from Jul 2016 to Dec 2016		5.75%	from Jan 2017 to Jun 2017
6.25%	from Jul 2017 to Dec 2017		6.50%	from Jan 2018 to Jun 2018
7.00%	from Jul 2018 to Jan 2019		7.50%	from Jan 2019 to Jun 2019
7.50%	from Jul 2019 to Dec 2019		6.75%	from Jan 2020 to Jun 2020
5.25%	from Jul 2020 to Dec 2020		5.25%	from Jan 2021 to Jun 2021
5.25%	from Jul 2021 to Dec 2021		5.25%	from Jan 2022 to Jun 2022
6.75%	from Jul 2022 to Dec 2022		9.50%	from Jan 2023 to Jun 2023

Report created by:

Marshal Law version 4.0

Copyright (c) 1991, 1999, 2001, 2013 Willick Law Group, LLC

Hauser Family Law - michelle@hauserfamilylaw.com - (702) 867-8313

\*End of Report\*

# EXHIBIT 17

# EXHIBIT 17

## Arrearage Calculation Summary

**ELN Trust CLOVER BLOSSON**

Page: 1

Report Date: 06/19/2023

## Summary of Amounts Due

Total Principal Due 06/20/2023:	\$36,621.84
Total Interest Due 06/20/2023:	\$16,384.72
Total Penalty Due 06/20/2023:	\$0.00
Amount Due if paid on 06/20/2023:	\$53,006.56
Amount Due if paid on 06/21/2023:	\$53,016.09
Daily Amount accruing as of 06/21/2023:	\$9.53

Date Due	Amount Due	Date Received	Amount Received	Accum. Arrearage	Accum. Interest
12/31/2014	6,000.00	12/31/2014	454.00	5,546.00	0.00
12/31/2014	0.00	12/31/2014	347.00	5,199.00	0.00
12/31/2014	0.00	12/31/2014	475.00	4,724.00	0.00
01/01/2015	0.00	01/01/2015	55.00	4,669.00	0.00
01/02/2015	0.00	01/02/2015	236.97	4,432.03	0.67
02/01/2015	1,000.00	02/01/2015	55.00	5,377.03	19.79
02/27/2015	0.00	02/27/2015	236.97	5,140.06	39.90
03/01/2015	1,000.00	03/01/2015	55.00	6,085.06	41.38
04/01/2015	1,000.00	04/01/2015	55.00	7,030.06	68.51
05/01/2015	1,000.00	05/01/2015	55.00	7,975.06	98.85
06/01/2015	1,000.00	06/01/2015	55.00	8,920.06	134.41
07/01/2015	1,000.00	07/01/2015	55.00	9,865.06	172.90
08/01/2015	1,000.00	08/01/2015	55.00	10,810.06	216.88
08/10/2015	0.00	08/10/2015	137.25	10,672.81	230.88
08/17/2015	0.00	08/17/2015	245.39	10,427.42	241.62
09/01/2015	1,000.00	09/01/2015	0.00	11,427.42	264.12
10/01/2015	1,000.00	10/07/2015	55.00	12,372.42	324.16
10/09/2015	0.00	10/09/2015	55.00	12,317.42	327.72
10/13/2015	0.00	10/13/2015	244.56	12,072.86	334.80
10/17/2015	0.00	10/17/2015	137.25	11,935.61	341.75
11/01/2015	1,000.00	11/06/2015	55.00	12,880.61	376.80
12/01/2015	1,000.00	12/16/2015	55.00	13,825.61	453.07

01/01/2016	1,000.00	01/12/2016	55.00	14,770.61	509.39
01/14/2016	0.00	01/14/2016	244.56	14,526.05	513.83
01/25/2016	0.00	01/25/2016	313.50	14,212.55	537.84
02/01/2016	1,000.00	02/01/2016	0.00	15,212.55	552.79
02/02/2016	54.50	02/10/2016	55.00	15,212.05	573.43
03/01/2016	1,000.00	03/01/2016	55.00	16,157.05	619.15
03/14/2016	0.00	03/14/2016	244.56	15,912.49	650.72
04/01/2016	1,000.00	04/01/2016	55.00	16,857.49	693.76
05/01/2016	1,000.00	05/01/2016	55.00	17,802.49	769.76
05/25/2016	0.00	05/25/2016	313.80	17,488.69	833.96
06/01/2016	1,000.00	06/01/2016	55.00	18,433.69	852.36
07/01/2016	1,000.00	07/01/2016	55.00	19,378.69	935.46
08/01/2016	1,000.00	08/01/2016	55.00	20,323.69	1,025.74
08/25/2016	0.00	08/25/2016	246.84	20,076.85	1,099.03
09/01/2016	1,000.00	09/01/2016	55.00	21,021.85	1,120.15
10/01/2016	1,000.00	10/01/2016	55.00	21,966.85	1,214.92
10/25/2016	0.00	10/25/2016	254.85	21,712.00	1,294.15
11/01/2016	1,000.00	11/01/2016	55.00	22,657.00	1,316.99
12/01/2016	1,000.00	12/01/2016	55.00	23,602.00	1,419.13
12/12/2016	0.00	12/12/2016	291.00	23,311.00	1,458.14
01/01/2017	1,000.00	01/10/2017	245.05	24,065.95	1,562.67
02/01/2017	1,000.00	02/17/2017	330.00	24,735.95	1,709.26
03/01/2017	1,000.00	03/12/2017	245.05	25,490.90	1,800.62
04/01/2017	1,000.00	04/01/2017	0.00	26,490.90	1,880.93
05/01/2017	1,000.00	05/30/2017	291.00	27,199.90	2,131.72
06/01/2017	1,000.00	06/01/2017	0.00	28,199.90	2,140.29
07/01/2017	1,000.00	07/11/2017	195.00	29,004.90	2,323.56
08/01/2017	1,000.00	08/29/2017	253.20	29,751.70	2,571.72
09/01/2017	1,000.00	09/01/2017	0.00	30,751.70	2,587.00
10/01/2017	1,000.00	10/01/2017	195.00	31,556.70	2,744.98
11/01/2017	1,000.00	11/08/2017	267.02	32,289.68	2,951.51
12/01/2017	1,000.00	12/01/2017	0.00	33,289.68	3,078.68
01/01/2018	1,000.00	01/02/2018	165.00	34,124.68	3,261.49
01/09/2018	0.00	01/09/2018	251.42	33,873.26	3,304.03
02/01/2018	1,000.00	02/01/2018	0.00	34,873.26	3,442.77
03/01/2018	1,000.00	03/14/2018	251.42	35,621.84	3,699.71
04/01/2018	1,000.00	04/01/2018	0.00	36,621.84	3,813.90

07/01/2018	0.00	07/01/2018	0.00	36,621.84	4,407.37
01/01/2019	0.00	01/01/2019	0.00	36,621.84	5,699.67
07/01/2019	0.00	07/01/2019	0.00	36,621.84	7,061.70
01/01/2020	0.00	01/01/2020	0.00	36,621.84	8,446.31
07/01/2020	0.00	07/01/2020	0.00	36,621.84	9,675.54
01/01/2021	0.00	01/01/2021	0.00	36,621.84	10,642.12
07/01/2021	0.00	07/01/2021	0.00	36,621.84	11,595.54
01/01/2022	0.00	01/01/2022	0.00	36,621.84	12,564.76
07/01/2022	0.00	07/01/2022	0.00	36,621.84	13,518.19
01/01/2023	0.00	01/01/2023	0.00	36,621.84	14,764.33
06/20/2023	0.00	06/20/2023	0.00	36,621.84	16,384.72
<hr/>					
Totals	45,054.50		8,432.66	36,621.84	16,384.72

\* Indicates a payment due is designated as child support.



**Notes:**

Payments are applied to oldest unpaid balance.  
 Interest and penalties are calculated using number of days past due.  
 Payments apply to principal amounts only.  
 Interest is not compounded, but accrued only.  
 Penalties calculated on past due child support amounts per NRS 125B.095.

**Interest Rates Used by Program:**

7.00%	from Jan 1960 to Jun 1979		8.00%	from Jul 1979 to Jun 1981
12.00%	from Jul 1981 to Jun 1987		10.25%	from Jul 1987 to Dec 1987
10.75%	from Jan 1988 to Jun 1988		11.00%	from Jul 1988 to Dec 1988
12.50%	from Jan 1989 to Jun 1989		13.00%	from Jul 1989 to Dec 1989
12.50%	from Jan 1990 to Jun 1990		12.00%	from Jul 1990 to Jun 1991
10.50%	from Jul 1991 to Dec 1991		8.50%	from Jan 1992 to Dec 1992
8.00%	from Jan 1993 to Jun 1994		9.25%	from Jul 1994 to Dec 1994
10.50%	from Jan 1995 to Jun 1995		11.00%	from Jul 1995 to Dec 1995
10.50%	from Jan 1996 to Jun 1996		10.25%	from Jul 1996 to Jun 1997
10.50%	from Jul 1997 to Dec 1998		9.75%	from Jan 1999 to Dec 1999
10.25%	from Jan 2000 to Jun 2000		11.50%	from Jul 2000 to Jun 2001
8.75%	from Jul 2001 to Dec 2001		6.75%	from Jan 2002 to Dec 2002
6.25%	from Jan 2003 to Jun 2003		6.00%	from Jul 2003 to Dec 2003
6.00%	from Jan 2004 to Jun 2004		6.25%	from Jul 2004 to Dec 2004
7.25%	from Jan 2005 to Jun 2005		8.25%	from Jul 2005 to Dec 2005
9.25%	from Jan 2006 to Jun 2006		10.25%	from Jul 2006 to Dec 2007
9.25%	from Jan 2008 to Jun 2008		7.00%	from Jul 2008 to Dec 2008
5.25%	from Jan 2009 to Dec 2012		5.25%	from Jan 2013 to Jun 2013
5.25%	from Jul 2013 to Dec 2013		5.25%	from Jan 2014 to Jun 2014
5.25%	from Jul 2014 to Dec 2014		5.25%	from Jan 2015 to Jun 2015
5.25%	from Jul 2015 to Dec 2015		5.50%	from Jan 2016 to Jun 2016
5.50%	from Jul 2016 to Dec 2016		5.75%	from Jan 2017 to Jun 2017
6.25%	from Jul 2017 to Dec 2017		6.50%	from Jan 2018 to Jun 2018
7.00%	from Jul 2018 to Jan 2019		7.50%	from Jan 2019 to Jun 2019
7.50%	from Jul 2019 to Dec 2019		6.75%	from Jan 2020 to Jun 2020
5.25%	from Jul 2020 to Dec 2020		5.25%	from Jan 2021 to Jun 2021
5.25%	from Jul 2021 to Dec 2021		5.25%	from Jan 2022 to Jun 2022
6.75%	from Jul 2022 to Dec 2022		9.50%	from Jan 2023 to Jun 2023

Report created by:

Marshal Law version 4.0

Copyright (c) 1991, 1999, 2001, 2013 Willick Law Group, LLC

Hauser Family Law - michelle@hauserfamilylaw.com - (702) 867-8313

\*End of Report\*

# EXHIBIT 18

# EXHIBIT 18

## Arrearage Calculation Summary

**ELN-COMPASS ROSE**

Page: 1

Report Date: 06/19/2023

## Summary of Amounts Due

Total Principal Due 06/20/2023:	\$34,508.66
Total Interest Due 06/20/2023:	\$15,067.79
Total Penalty Due 06/20/2023:	\$0.00
Amount Due if paid on 06/20/2023:	\$49,576.46
Amount Due if paid on 06/21/2023:	\$49,585.44
Daily Amount accruing as of 06/21/2023:	\$8.98

Date Due	Amount Due	Date Received	Amount Received	Accum. Arrearage	Accum. Interest
12/31/2014	2,000.00	12/31/2014	412.00	1,588.00	0.00
12/31/2014	0.00	12/31/2014	118.00	1,470.00	0.00
12/31/2014	0.00	12/31/2014	255.00	1,215.00	0.00
12/31/2014	0.00	12/31/2014	523.00	692.00	0.00
01/01/2015	0.00	01/02/2015	205.87	486.13	0.09
01/20/2015	0.00	01/20/2015	37.76	448.37	1.35
02/01/2015	1,000.00	02/02/2015	60.33	1,388.04	2.34
02/02/2015	0.00	02/02/2015	49.37	1,338.67	2.34
02/27/2015	0.00	02/27/2015	205.87	1,132.80	7.15
03/01/2015	1,000.00	03/20/2015	42.63	2,090.17	13.30
03/23/2015	93.02	03/23/2015	0.00	2,183.19	14.21
04/01/2015	1,000.00	04/30/2015	42.88	3,140.31	30.31
05/01/2015	1,000.00	05/28/2015	69.38	4,070.93	46.84
06/01/2015	1,000.00	06/01/2015	0.00	5,070.93	49.18
07/01/2015	1,000.00	07/04/2015	60.33	6,010.60	73.68
07/15/2015	0.00	07/15/2015	46.67	5,963.93	83.19
08/01/2015	1,000.00	08/10/2015	182.00	6,781.93	106.79
08/17/2015	0.00	08/17/2015	213.13	6,568.80	113.62
09/01/2015	1,000.00	09/01/2015	0.00	7,568.80	127.79
10/01/2015	1,000.00	10/09/2015	46.96	8,521.84	170.31
10/13/2015	0.00	10/13/2015	212.45	8,309.39	175.22
10/16/2015	0.00	10/16/2015	182.00	8,127.39	178.80

11/01/2015	1,000.00	11/17/2015	60.33	9,067.06	218.51
12/01/2015	1,000.00	12/15/2015	43.32	10,023.74	257.04
01/01/2016	1,000.00	01/14/2016	212.45	10,811.29	303.09
01/26/2016	0.00	01/26/2016	61.42	10,749.87	322.58
02/01/2016	1,000.00	02/01/2016	0.00	11,749.87	332.27
02/02/2016	72.00	02/02/2016	0.00	11,821.87	334.04
03/01/2016	1,000.00	03/07/2016	212.45	12,609.42	395.34
03/15/2016	0.00	03/15/2016	43.32	12,566.10	410.50
04/01/2016	1,000.00	04/01/2016	0.00	13,566.10	442.60
05/01/2016	1,000.00	05/05/2016	90.00	14,476.10	512.52
05/05/2016	0.00	05/05/2016	294.20	14,181.90	512.52
05/10/2016	0.00	05/10/2016	61.42	14,120.48	523.17
05/25/2016	0.00	05/25/2016	294.20	13,826.28	555.00
06/01/2016	1,000.00	06/20/2016	43.46	14,782.82	611.88
07/01/2016	1,000.00	07/24/2016	61.42	15,721.40	690.86
08/01/2016	1,000.00	08/25/2016	214.68	16,506.72	770.07
09/01/2016	1,000.00	09/20/2016	43.53	17,463.19	837.42
10/01/2016	1,000.00	10/25/2016	221.40	18,241.79	932.88
10/25/2016	0.00	10/25/2016	61.42	18,180.37	932.88
11/01/2016	1,000.00	11/01/2016	0.00	19,180.37	952.00
12/01/2016	1,000.00	12/20/2016	43.53	20,136.84	1,096.09
01/01/2017	1,000.00	01/10/2017	212.88	20,923.96	1,162.37
01/31/2017	0.00	01/31/2017	62.22	20,861.74	1,231.59
02/01/2017	1,000.00	02/01/2017	0.00	21,861.74	1,234.88
03/01/2017	1,000.00	03/12/2017	212.88	22,648.86	1,370.92
03/17/2017	0.00	03/17/2017	43.53	22,605.33	1,388.76
04/01/2017	1,000.00	04/19/2017	62.22	23,543.11	1,509.12
05/01/2017	1,000.00	05/01/2017	0.00	24,543.11	1,553.62
06/01/2017	1,000.00	06/20/2017	43.61	25,499.50	1,749.93
07/01/2017	1,000.00	07/24/2017	62.22	26,437.28	1,898.49
08/01/2017	1,000.00	08/29/2017	220.22	27,217.06	2,066.25
09/01/2017	1,000.00	09/20/2017	43.76	28,173.30	2,172.03
10/01/2017	1,000.00	10/01/2017	0.00	29,173.30	2,225.10
11/01/2017	1,000.00	11/04/2017	227.15	29,946.15	2,395.46
11/07/2017	0.00	11/07/2017	62.22	29,883.93	2,410.84
12/01/2017	1,000.00	12/21/2017	43.76	30,840.17	2,639.42
01/01/2018	1,000.00	01/01/2018	0.00	31,840.17	2,697.51

02/01/2018	1,000.00	02/01/2018	69.33	32,770.84	2,873.28
03/01/2018	1,000.00	03/14/2018	218.41	33,552.43	3,114.87
03/20/2018	0.00	03/20/2018	43.76	33,508.67	3,150.72
04/01/2018	1,000.00	04/01/2018	0.00	34,508.67	3,222.33
07/01/2018	0.00	07/01/2018	0.00	34,508.67	3,781.56
01/01/2019	0.00	01/01/2019	0.00	34,508.67	4,999.29
07/01/2019	0.00	07/01/2019	0.00	34,508.67	6,282.73
01/01/2020	0.00	01/01/2020	0.00	34,508.67	7,587.44
07/01/2020	0.00	07/01/2020	0.00	34,508.67	8,745.74
01/01/2021	0.00	01/01/2021	0.00	34,508.67	9,656.54
07/01/2021	0.00	07/01/2021	0.00	34,508.67	10,554.95
01/01/2022	0.00	01/01/2022	0.00	34,508.67	11,468.25
07/01/2022	0.00	07/01/2022	0.00	34,508.67	12,366.66
01/01/2023	0.00	01/01/2023	0.00	34,508.67	13,540.90
06/20/2023	0.00	06/20/2023	0.00	34,508.67	15,067.79
<hr/>					
Totals	41,165.02		6,656.35	34,508.67	15,067.79

\* Indicates a payment due is designated as child support.

**Notes:**

Payments are applied to oldest unpaid balance.  
 Interest and penalties are calculated using number of days past due.  
 Payments apply to principal amounts only.  
 Interest is not compounded, but accrued only.  
 Penalties calculated on past due child support amounts per NRS 125B.095.

**Interest Rates Used by Program:**

7.00%	from Jan 1960 to Jun 1979		8.00%	from Jul 1979 to Jun 1981
12.00%	from Jul 1981 to Jun 1987		10.25%	from Jul 1987 to Dec 1987
10.75%	from Jan 1988 to Jun 1988		11.00%	from Jul 1988 to Dec 1988
12.50%	from Jan 1989 to Jun 1989		13.00%	from Jul 1989 to Dec 1989
12.50%	from Jan 1990 to Jun 1990		12.00%	from Jul 1990 to Jun 1991
10.50%	from Jul 1991 to Dec 1991		8.50%	from Jan 1992 to Dec 1992
8.00%	from Jan 1993 to Jun 1994		9.25%	from Jul 1994 to Dec 1994
10.50%	from Jan 1995 to Jun 1995		11.00%	from Jul 1995 to Dec 1995
10.50%	from Jan 1996 to Jun 1996		10.25%	from Jul 1996 to Jun 1997
10.50%	from Jul 1997 to Dec 1998		9.75%	from Jan 1999 to Dec 1999
10.25%	from Jan 2000 to Jun 2000		11.50%	from Jul 2000 to Jun 2001
8.75%	from Jul 2001 to Dec 2001		6.75%	from Jan 2002 to Dec 2002
6.25%	from Jan 2003 to Jun 2003		6.00%	from Jul 2003 to Dec 2003
6.00%	from Jan 2004 to Jun 2004		6.25%	from Jul 2004 to Dec 2004
7.25%	from Jan 2005 to Jun 2005		8.25%	from Jul 2005 to Dec 2005
9.25%	from Jan 2006 to Jun 2006		10.25%	from Jul 2006 to Dec 2007
9.25%	from Jan 2008 to Jun 2008		7.00%	from Jul 2008 to Dec 2008
5.25%	from Jan 2009 to Dec 2012		5.25%	from Jan 2013 to Jun 2013
5.25%	from Jul 2013 to Dec 2013		5.25%	from Jan 2014 to Jun 2014
5.25%	from Jul 2014 to Dec 2014		5.25%	from Jan 2015 to Jun 2015
5.25%	from Jul 2015 to Dec 2015		5.50%	from Jan 2016 to Jun 2016
5.50%	from Jul 2016 to Dec 2016		5.75%	from Jan 2017 to Jun 2017
6.25%	from Jul 2017 to Dec 2017		6.50%	from Jan 2018 to Jun 2018
7.00%	from Jul 2018 to Jan 2019		7.50%	from Jan 2019 to Jun 2019
7.50%	from Jul 2019 to Dec 2019		6.75%	from Jan 2020 to Jun 2020
5.25%	from Jul 2020 to Dec 2020		5.25%	from Jan 2021 to Jun 2021
5.25%	from Jul 2021 to Dec 2021		5.25%	from Jan 2022 to Jun 2022
6.75%	from Jul 2022 to Dec 2022		9.50%	from Jan 2023 to Jun 2023

Report created by:

Marshal Law version 4.0

Copyright (c) 1991, 1999, 2001, 2013 Willick Law Group, LLC

Hauser Family Law - michelle@hauserfamilylaw.com - (702) 867-8313

\*End of Report\*

# EXHIBIT 19

# EXHIBIT 19

## Arrearage Calculation Summary

**ELN-CONCORD VILLAGE**

Page: 1

Report Date: 06/19/2023

## Summary of Amounts Due

Total Principal Due 06/20/2023:	\$29,139.99
Total Interest Due 06/20/2023:	\$12,444.37
Total Penalty Due 06/20/2023:	\$0.00
Amount Due if paid on 06/20/2023:	\$41,584.36
Amount Due if paid on 06/21/2023:	\$41,591.94
Daily Amount accruing as of 06/21/2023:	\$7.58

Date Due	Amount Due	Date Received	Amount Received	Accum. Arrearage	Accum. Interest
12/31/2014	0.00	12/31/2014	990.00	-990.00	0.00
12/31/2014	0.00	12/31/2014	318.00	-1,308.00	0.00
12/31/2014	0.00	12/31/2014	391.00	-1,699.00	0.00
01/01/2015	0.00	01/01/2015	0.00	-1,699.00	0.00
01/02/2015	683.50	01/02/2015	158.72	-1,174.22	0.00
01/05/2015	0.00	01/05/2015	33.77	-1,207.99	0.00
01/05/2015	0.00	01/05/2015	33.32	-1,241.31	0.00
01/12/2015	975.00	01/14/2015	10.79	-277.10	0.00
01/29/2015	192.00	02/02/2015	60.33	-145.43	0.00
02/18/2015	0.00	02/18/2015	162.08	-307.51	0.00
02/27/2015	0.00	02/27/2015	158.72	-466.23	0.00
02/28/2015	1,000.00	03/06/2015	42.63	491.14	0.46
03/31/2015	1,000.00	04/01/2015	60.33	1,430.81	2.44
05/15/2015	0.00	05/15/2015	45.00	1,385.81	11.49
07/01/2015	0.00	07/04/2015	60.33	1,325.48	21.46
07/09/2015	598.00	07/15/2015	46.67	1,876.81	24.07
07/27/2015	0.00	07/27/2015	185.30	1,691.51	27.31
08/01/2015	975.00	08/26/2015	164.39	2,502.12	38.12
09/01/2015	975.00	09/01/2015	0.00	3,477.12	40.27
10/01/2015	975.00	10/08/2015	60.33	4,391.79	59.76
10/13/2015	0.00	10/13/2015	163.80	4,227.99	62.92
11/01/2015	775.00	11/01/2015	0.00	5,002.99	74.47



12/01/2015	975.00	12/11/2015	93.75	5,884.24	104.66
12/20/2015	0.00	12/20/2015	43.32	5,840.92	112.28
01/01/2016	975.00	01/08/2016	61.42	6,754.50	129.53
01/14/2016	0.00	01/14/2016	163.80	6,590.70	135.62
01/25/2016	0.00	01/25/2016	309.50	6,281.20	146.51
02/01/2016	975.00	02/01/2016	0.00	7,256.20	153.12
03/01/2016	975.00	03/14/2016	163.80	8,067.40	200.82
03/15/2016	0.00	03/15/2016	43.32	8,024.08	202.04
03/29/2016	0.00	03/29/2016	61.42	7,962.66	218.92
04/01/2016	975.00	04/01/2016	0.00	8,937.66	222.51
04/11/2016	67.75	04/11/2016	0.00	9,005.41	235.94
05/01/2016	975.00	05/25/2016	309.50	9,670.91	299.00
06/01/2016	975.00	06/30/2016	44.15	10,601.76	355.57
07/01/2016	975.00	07/01/2016	0.00	11,576.76	355.57
08/01/2016	975.00	08/25/2016	165.94	12,385.82	454.76
09/15/2016	0.00	09/15/2016	132.05	12,253.77	493.85
09/20/2016	0.00	09/20/2016	43.53	12,210.24	503.06
09/30/2016	961.00	09/30/2016	0.00	13,171.24	521.41
10/01/2016	975.00	10/25/2016	170.68	13,975.56	574.40
11/01/2016	975.00	11/01/2016	0.00	14,950.56	589.11
12/01/2016	975.00	12/12/2016	287.00	15,638.56	682.83
12/20/2016	0.00	12/20/2016	43.53	15,595.03	701.63
01/01/2017	975.00	01/10/2017	164.12	16,405.91	753.25
01/31/2017	0.00	01/31/2017	71.56	16,334.35	807.52
02/01/2017	975.00	02/01/2017	0.00	17,309.35	810.09
03/01/2017	975.00	03/12/2017	164.12	18,120.23	918.13
03/17/2017	0.00	03/17/2017	43.53	18,076.70	932.40
04/01/2017	975.00	04/04/2017	62.22	18,989.48	984.12
05/01/2017	975.00	05/30/2017	287.00	19,677.48	1,156.10
06/01/2017	975.00	06/20/2017	43.61	20,608.87	1,224.12
07/01/2017	975.00	07/01/2017	62.22	21,521.65	1,259.83
08/01/2017	975.00	08/29/2017	170.19	22,326.46	1,481.93
09/01/2017	975.00	09/20/2017	43.76	23,257.70	1,569.21
10/01/2017	975.00	10/10/2017	62.22	24,170.48	1,650.36
11/01/2017	975.00	11/04/2017	175.13	24,970.35	1,754.33
12/01/2017	975.00	12/21/2017	43.76	25,901.59	1,958.63
12/26/2017	0.00	12/26/2017	255.00	25,646.59	1,980.81

12/31/2017	0.00	12/31/2017	63.03	25,583.56	2,002.76
01/01/2018	1,000.00	01/09/2018	168.39	26,415.17	2,040.64
02/01/2018	1,000.00	02/01/2018	0.00	27,415.17	2,148.83
03/01/2018	1,000.00	03/14/2018	168.39	28,246.78	2,351.31
03/20/2018	0.00	03/20/2018	43.76	28,203.02	2,381.50
04/01/2018	1,000.00	04/01/2018	63.03	29,139.99	2,441.76
07/01/2018	0.00	07/01/2018	0.00	29,139.99	2,913.99
01/01/2019	0.00	01/01/2019	0.00	29,139.99	3,942.27
07/01/2019	0.00	07/01/2019	0.00	29,139.99	5,026.04
01/01/2020	0.00	01/01/2020	0.00	29,139.99	6,127.77
07/01/2020	0.00	07/01/2020	0.00	29,139.99	7,105.87
01/01/2021	0.00	01/01/2021	0.00	29,139.99	7,874.98
07/01/2021	0.00	07/01/2021	0.00	29,139.99	8,633.62
01/01/2022	0.00	01/01/2022	0.00	29,139.99	9,404.83
07/01/2022	0.00	07/01/2022	0.00	29,139.99	10,163.47
01/01/2023	0.00	01/01/2023	0.00	29,139.99	11,155.02
06/20/2023	0.00	06/20/2023	0.00	29,139.99	12,444.37
<hr/>					
Totals	36,577.25		7,437.26	29,139.99	12,444.37

\* Indicates a payment due is designated as child support.

**Notes:**

Payments are applied to oldest unpaid balance.  
 Interest and penalties are calculated using number of days past due.  
 Payments apply to principal amounts only.  
 Interest is not compounded, but accrued only.  
 Penalties calculated on past due child support amounts per NRS 125B.095.

**Interest Rates Used by Program:**

7.00%	from Jan 1960 to Jun 1979		8.00%	from Jul 1979 to Jun 1981
12.00%	from Jul 1981 to Jun 1987		10.25%	from Jul 1987 to Dec 1987
10.75%	from Jan 1988 to Jun 1988		11.00%	from Jul 1988 to Dec 1988
12.50%	from Jan 1989 to Jun 1989		13.00%	from Jul 1989 to Dec 1989
12.50%	from Jan 1990 to Jun 1990		12.00%	from Jul 1990 to Jun 1991
10.50%	from Jul 1991 to Dec 1991		8.50%	from Jan 1992 to Dec 1992
8.00%	from Jan 1993 to Jun 1994		9.25%	from Jul 1994 to Dec 1994
10.50%	from Jan 1995 to Jun 1995		11.00%	from Jul 1995 to Dec 1995
10.50%	from Jan 1996 to Jun 1996		10.25%	from Jul 1996 to Jun 1997
10.50%	from Jul 1997 to Dec 1998		9.75%	from Jan 1999 to Dec 1999
10.25%	from Jan 2000 to Jun 2000		11.50%	from Jul 2000 to Jun 2001
8.75%	from Jul 2001 to Dec 2001		6.75%	from Jan 2002 to Dec 2002
6.25%	from Jan 2003 to Jun 2003		6.00%	from Jul 2003 to Dec 2003
6.00%	from Jan 2004 to Jun 2004		6.25%	from Jul 2004 to Dec 2004
7.25%	from Jan 2005 to Jun 2005		8.25%	from Jul 2005 to Dec 2005
9.25%	from Jan 2006 to Jun 2006		10.25%	from Jul 2006 to Dec 2007
9.25%	from Jan 2008 to Jun 2008		7.00%	from Jul 2008 to Dec 2008
5.25%	from Jan 2009 to Dec 2012		5.25%	from Jan 2013 to Jun 2013
5.25%	from Jul 2013 to Dec 2013		5.25%	from Jan 2014 to Jun 2014
5.25%	from Jul 2014 to Dec 2014		5.25%	from Jan 2015 to Jun 2015
5.25%	from Jul 2015 to Dec 2015		5.50%	from Jan 2016 to Jun 2016
5.50%	from Jul 2016 to Dec 2016		5.75%	from Jan 2017 to Jun 2017
6.25%	from Jul 2017 to Dec 2017		6.50%	from Jan 2018 to Jun 2018

7.00%	from Jul 2018 to Jan 2019		7.50%	from Jan 2019 to Jun 2019
7.50%	from Jul 2019 to Dec 2019		6.75%	from Jan 2020 to Jun 2020
5.25%	from Jul 2020 to Dec 2020		5.25%	from Jan 2021 to Jun 2021
5.25%	from Jul 2021 to Dec 2021		5.25%	from Jan 2022 to Jun 2022
6.75%	from Jul 2022 to Dec 2022		9.50%	from Jan 2023 to Jun 2023

Report created by:

Marshal Law version 4.0

Copyright (c) 1991, 1999, 2001, 2013 Willick Law Group, LLC

Hauser Family Law - michelle@hauserfamilylaw.com - (702) 867-8313

\*End of Report\*

# EXHIBIT 20

# EXHIBIT 20

## Arrearage Calculation Summary

**ELN-GUADALUPE**

Page: 1

Report Date: 06/19/2023

## Summary of Amounts Due

Total Principal Due 06/20/2023:	\$31,571.57
Total Interest Due 06/20/2023:	\$14,298.85
Total Penalty Due 06/20/2023:	\$0.00
Amount Due if paid on 06/20/2023:	\$45,870.42
Amount Due if paid on 06/21/2023:	\$45,878.63
Daily Amount accruing as of 06/21/2023:	\$8.21

Date Due	Amount Due	Date Received	Amount Received	Accum. Arrearage	Accum. Interest
12/31/2014	5,000.00	12/31/2014	590.00	4,410.00	0.00
12/31/2014	0.00	12/31/2014	154.00	4,256.00	0.00
12/31/2014	0.00	12/31/2014	287.00	3,969.00	0.00
01/01/2015	850.00	01/02/2015	143.44	4,675.56	0.69
02/01/2015	850.00	02/27/2015	143.44	5,382.12	41.53
03/01/2015	850.00	03/01/2015	0.00	6,232.12	43.08
04/01/2015	850.00	04/01/2015	60.33	7,021.79	70.86
05/01/2015	850.00	05/01/2015	0.00	7,871.79	101.16
06/01/2015	850.00	06/01/2015	0.00	8,721.79	136.26
07/01/2015	850.00	07/06/2015	60.33	9,511.46	180.78
07/07/2015	0.00	07/07/2015	46.67	9,464.79	182.15
08/01/2015	850.00	08/10/2015	170.50	10,144.29	229.54
08/17/2015	0.00	08/17/2015	148.61	9,995.68	239.75
09/26/2015	800.00	09/26/2015	0.00	10,795.68	297.26
10/07/2015	900.00	10/08/2015	60.33	11,635.35	316.02
10/09/2015	0.00	10/09/2015	46.96	11,588.39	317.70
10/13/2015	0.00	10/13/2015	148.03	11,440.36	324.36
10/16/2015	0.00	10/16/2015	170.50	11,269.86	329.30
11/01/2015	850.00	11/01/2015	0.00	12,119.86	355.24
12/01/2015	850.00	12/15/2015	43.32	12,926.54	433.65
01/01/2016	850.00	01/08/2016	61.42	13,715.12	479.75
01/25/2016	0.00	01/25/2016	304.50	13,410.62	514.79

02/01/2016	850.00	02/01/2016	0.00	14,260.62	528.90
02/02/2016	68.00	02/02/2016	0.00	14,328.62	531.04
03/01/2016	850.00	03/15/2016	43.32	15,135.30	623.26
03/29/2016	0.00	03/29/2016	61.42	15,073.88	655.10
04/01/2016	850.00	04/01/2016	0.00	15,923.88	661.90
05/01/2016	850.00	05/25/2016	304.50	16,469.38	794.18
06/01/2016	850.00	06/20/2016	43.46	17,275.92	860.96
07/01/2016	850.00	07/01/2016	0.00	18,125.92	889.52
08/01/2016	850.00	08/01/2016	0.00	18,975.92	973.95
09/01/2016	850.00	09/15/2016	132.05	19,693.87	1,104.06
09/20/2016	0.00	09/20/2016	43.53	19,650.34	1,118.86
10/01/2016	850.00	10/25/2016	154.26	20,346.08	1,225.28
11/01/2016	850.00	11/01/2016	0.00	21,196.08	1,246.68
12/01/2016	850.00	12/12/2016	282.00	21,764.08	1,378.68
12/20/2016	0.00	12/20/2016	43.53	21,720.55	1,404.84
01/01/2017	850.00	01/10/2017	148.33	22,422.22	1,476.01
01/31/2017	0.00	01/31/2017	71.55	22,350.67	1,550.19
02/01/2017	850.00	02/01/2017	0.00	23,200.67	1,553.71
03/01/2017	850.00	03/12/2017	148.33	23,902.34	1,697.73
03/17/2017	0.00	03/17/2017	43.53	23,858.81	1,716.55
04/01/2017	850.00	04/04/2017	62.22	24,646.59	1,784.61
05/01/2017	850.00	05/30/2017	282.00	25,214.59	2,005.92
06/20/2017	0.00	06/20/2017	43.61	25,170.98	2,089.34
07/01/2017	0.00	07/01/2017	62.22	25,108.76	2,132.96
08/01/2017	850.00	08/29/2017	153.97	25,804.79	2,390.70
09/01/2017	850.00	09/20/2017	43.76	26,611.03	2,490.67
10/01/2017	850.00	10/04/2017	62.22	27,398.81	2,554.90
11/01/2017	850.00	11/04/2017	158.28	28,090.53	2,700.78
12/01/2017	850.00	12/21/2017	43.76	28,896.77	2,929.76
12/26/2017	0.00	12/26/2017	251.00	28,645.77	2,954.50
12/31/2017	0.00	12/31/2017	63.03	28,582.74	2,979.03
01/01/2018	850.00	01/09/2018	152.19	29,280.55	3,020.96
02/01/2018	850.00	02/01/2018	0.00	30,130.55	3,140.89
03/01/2018	850.00	03/14/2018	152.19	30,828.36	3,362.85
03/20/2018	0.00	03/20/2018	43.76	30,784.60	3,395.79
04/01/2018	850.00	04/01/2018	63.03	31,571.57	3,461.58
07/01/2018	0.00	07/01/2018	0.00	31,571.57	3,973.21

01/01/2019	0.00	01/01/2019	0.00	31,571.57	5,087.30
07/01/2019	0.00	07/01/2019	0.00	31,571.57	6,261.50
01/01/2020	0.00	01/01/2020	0.00	31,571.57	7,455.16
07/01/2020	0.00	07/01/2020	0.00	31,571.57	8,514.88
01/01/2021	0.00	01/01/2021	0.00	31,571.57	9,348.16
07/01/2021	0.00	07/01/2021	0.00	31,571.57	10,170.11
01/01/2022	0.00	01/01/2022	0.00	31,571.57	11,005.67
07/01/2022	0.00	07/01/2022	0.00	31,571.57	11,827.61
01/01/2023	0.00	01/01/2023	0.00	31,571.57	12,901.91
06/20/2023	0.00	06/20/2023	0.00	31,571.57	14,298.85
<hr/>					
Totals	37,368.00		5,796.43	31,571.57	14,298.85

\* Indicates a payment due is designated as child support.



**Notes:**

Payments are applied to oldest unpaid balance.  
 Interest and penalties are calculated using number of days past due.  
 Payments apply to principal amounts only.  
 Interest is not compounded, but accrued only.  
 Penalties calculated on past due child support amounts per NRS 125B.095.

**Interest Rates Used by Program:**

7.00%	from Jan 1960 to Jun 1979		8.00%	from Jul 1979 to Jun 1981
12.00%	from Jul 1981 to Jun 1987		10.25%	from Jul 1987 to Dec 1987
10.75%	from Jan 1988 to Jun 1988		11.00%	from Jul 1988 to Dec 1988
12.50%	from Jan 1989 to Jun 1989		13.00%	from Jul 1989 to Dec 1989
12.50%	from Jan 1990 to Jun 1990		12.00%	from Jul 1990 to Jun 1991
10.50%	from Jul 1991 to Dec 1991		8.50%	from Jan 1992 to Dec 1992
8.00%	from Jan 1993 to Jun 1994		9.25%	from Jul 1994 to Dec 1994
10.50%	from Jan 1995 to Jun 1995		11.00%	from Jul 1995 to Dec 1995
10.50%	from Jan 1996 to Jun 1996		10.25%	from Jul 1996 to Jun 1997
10.50%	from Jul 1997 to Dec 1998		9.75%	from Jan 1999 to Dec 1999
10.25%	from Jan 2000 to Jun 2000		11.50%	from Jul 2000 to Jun 2001
8.75%	from Jul 2001 to Dec 2001		6.75%	from Jan 2002 to Dec 2002
6.25%	from Jan 2003 to Jun 2003		6.00%	from Jul 2003 to Dec 2003
6.00%	from Jan 2004 to Jun 2004		6.25%	from Jul 2004 to Dec 2004
7.25%	from Jan 2005 to Jun 2005		8.25%	from Jul 2005 to Dec 2005
9.25%	from Jan 2006 to Jun 2006		10.25%	from Jul 2006 to Dec 2007
9.25%	from Jan 2008 to Jun 2008		7.00%	from Jul 2008 to Dec 2008
5.25%	from Jan 2009 to Dec 2012		5.25%	from Jan 2013 to Jun 2013
5.25%	from Jul 2013 to Dec 2013		5.25%	from Jan 2014 to Jun 2014
5.25%	from Jul 2014 to Dec 2014		5.25%	from Jan 2015 to Jun 2015
5.25%	from Jul 2015 to Dec 2015		5.50%	from Jan 2016 to Jun 2016
5.50%	from Jul 2016 to Dec 2016		5.75%	from Jan 2017 to Jun 2017
6.25%	from Jul 2017 to Dec 2017		6.50%	from Jan 2018 to Jun 2018
7.00%	from Jul 2018 to Jan 2019		7.50%	from Jan 2019 to Jun 2019
7.50%	from Jul 2019 to Dec 2019		6.75%	from Jan 2020 to Jun 2020
5.25%	from Jul 2020 to Dec 2020		5.25%	from Jan 2021 to Jun 2021
5.25%	from Jul 2021 to Dec 2021		5.25%	from Jan 2022 to Jun 2022
6.75%	from Jul 2022 to Dec 2022		9.50%	from Jan 2023 to Jun 2023

Report created by:

Marshal Law version 4.0

Copyright (c) 1991, 1999, 2001, 2013 Willick Law Group, LLC

Hauser Family Law - michelle@hauserfamilylaw.com - (702) 867-8313

\*End of Report\*

# EXHIBIT 21

# EXHIBIT 21

## Arrearage Calculation Summary

**ELN-HEATHER RIDGE**

Page: 1

Report Date: 06/19/2023

## Summary of Amounts Due

Total Principal Due 06/20/2023:	\$21,955.29
Total Interest Due 06/20/2023:	\$9,626.78
Total Penalty Due 06/20/2023:	\$0.00
Amount Due if paid on 06/20/2023:	\$31,582.08
Amount Due if paid on 06/21/2023:	\$31,587.79
Daily Amount accruing as of 06/21/2023:	\$5.71

Date Due	Amount Due	Date Received	Amount Received	Accum. Arrearage	Accum. Interest
12/31/2014	4,200.00	12/31/2014	696.00	3,504.00	0.00
12/31/2014	0.00	12/31/2014	414.00	3,090.00	0.00
01/01/2015	700.00	01/02/2015	347.72	3,442.28	0.54
02/01/2015	700.00	02/27/2015	347.72	3,794.56	30.88
03/01/2015	700.00	03/01/2015	0.00	4,494.56	31.98
04/01/2015	700.00	04/01/2015	0.00	5,194.56	52.02
05/01/2015	700.00	05/01/2015	0.00	5,894.56	74.43
06/01/2015	700.00	06/01/2015	0.00	6,594.56	100.72
07/01/2015	700.00	07/01/2015	0.00	7,294.56	129.17
08/01/2015	700.00	08/26/2015	359.62	7,634.94	190.44
09/01/2015	700.00	09/15/2015	112.25	8,222.69	213.82
10/01/2015	700.00	10/13/2015	358.85	8,563.84	248.14
10/16/2015	0.00	10/16/2015	321.75	8,242.09	251.84
11/01/2015	700.00	11/01/2015	0.00	8,942.09	270.81
12/01/2015	700.00	12/01/2015	0.00	9,642.09	309.39
01/01/2016	700.00	01/11/2016	120.00	10,222.09	367.93
01/14/2016	0.00	01/14/2016	358.85	9,863.24	372.53
01/25/2016	0.00	01/25/2016	366.50	9,496.74	388.84
02/01/2016	700.00	02/01/2016	0.00	10,196.74	398.83
02/02/2016	298.00	02/02/2016	0.00	10,494.74	400.36
03/01/2016	700.00	03/14/2016	358.85	10,835.89	466.39
04/01/2016	700.00	04/01/2016	0.00	11,535.89	495.70

05/01/2016	700.00	05/25/2016	366.50	11,869.39	591.83
06/01/2016	700.00	06/01/2016	0.00	12,569.39	604.32
07/01/2016	700.00	07/01/2016	0.00	13,269.39	660.98
08/01/2016	700.00	08/25/2016	361.37	13,608.02	773.18
09/01/2016	700.00	09/01/2016	0.00	14,308.02	787.50
10/01/2016	700.00	10/25/2016	373.95	14,634.07	906.13
11/01/2016	700.00	11/01/2016	0.00	15,334.07	921.52
12/01/2016	700.00	12/12/2016	343.00	15,691.07	1,017.15
01/01/2017	700.00	01/10/2017	359.57	16,031.50	1,087.55
02/01/2017	700.00	02/17/2017	120.00	16,611.50	1,185.29
03/01/2017	700.00	03/12/2017	359.57	16,951.93	1,246.69
05/12/2017	0.00	05/12/2017	36.33	16,915.60	1,409.59
05/28/2017	0.00	05/28/2017	60.58	16,855.02	1,452.22
05/30/2017	0.00	05/30/2017	344.00	16,511.02	1,457.53
06/14/2017	0.00	06/14/2017	98.23	16,412.79	1,496.55
06/27/2017	0.00	06/27/2017	145.74	16,267.05	1,530.16
07/01/2017	0.00	07/13/2017	243.06	16,023.99	1,573.84
07/18/2017	0.00	07/18/2017	246.91	15,777.08	1,587.56
08/14/2017	0.00	08/14/2017	145.83	15,631.25	1,660.50
08/14/2017	0.00	08/14/2017	334.88	15,296.37	1,660.50
08/29/2017	0.00	08/29/2017	370.71	14,925.66	1,699.79
09/13/2017	0.00	09/13/2017	229.53	14,696.13	1,738.12
09/17/2017	0.00	09/17/2017	165.81	14,530.32	1,748.19
10/09/2017	0.00	10/09/2017	204.27	14,326.05	1,802.93
10/13/2017	0.00	10/13/2017	106.63	14,219.42	1,812.74
11/04/2017	0.00	11/04/2017	383.68	13,835.74	1,866.31
11/10/2017	0.00	11/10/2017	75.58	13,760.16	1,880.52
11/22/2017	0.00	11/22/2017	159.73	13,600.43	1,908.80
12/12/2017	0.00	12/12/2017	75.34	13,525.09	1,955.37
12/26/2017	0.00	12/26/2017	34.18	13,490.91	1,987.80
12/26/2017	0.00	12/26/2017	303.50	13,187.41	1,987.80
12/28/2017	0.00	12/28/2017	159.82	13,027.59	1,992.31
01/01/2018	0.00	01/02/2018	120.00	12,907.59	2,003.56
01/09/2018	0.00	01/09/2018	368.92	12,538.67	2,019.65
01/22/2018	0.00	01/22/2018	143.98	12,394.69	2,048.67
02/22/2018	0.00	02/22/2018	89.41	12,305.28	2,117.10
03/14/2018	0.00	03/14/2018	368.92	11,936.36	2,160.93

03/20/2018	0.00	03/20/2018	89.77	11,846.59	2,173.68
04/20/2018	0.00	04/20/2018	81.29	11,765.30	2,239.08
05/31/2018	10,190.00	05/31/2018	0.00	21,955.30	2,324.98
07/01/2018	0.00	07/01/2018	0.00	21,955.30	2,446.19
01/01/2019	0.00	01/01/2019	0.00	21,955.30	3,220.94
07/01/2019	0.00	07/01/2019	0.00	21,955.30	4,037.50
01/01/2020	0.00	01/01/2020	0.00	21,955.30	4,867.59
07/01/2020	0.00	07/01/2020	0.00	21,955.30	5,604.53
01/01/2021	0.00	01/01/2021	0.00	21,955.30	6,184.00
07/01/2021	0.00	07/01/2021	0.00	21,955.30	6,755.59
01/01/2022	0.00	01/01/2022	0.00	21,955.30	7,336.66
07/01/2022	0.00	07/01/2022	0.00	21,955.30	7,908.25
01/01/2023	0.00	01/01/2023	0.00	21,955.30	8,655.33
06/20/2023	0.00	06/20/2023	0.00	21,955.30	9,626.78
<hr/>					
Totals	33,588.00		11,632.70	21,955.30	9,626.78

\* Indicates a payment due is designated as child support.

**Notes:**

Payments are applied to oldest unpaid balance.  
 Interest and penalties are calculated using number of days past due.  
 Payments apply to principal amounts only.  
 Interest is not compounded, but accrued only.  
 Penalties calculated on past due child support amounts per NRS 125B.095.

**Interest Rates Used by Program:**

7.00%	from Jan 1960 to Jun 1979		8.00%	from Jul 1979 to Jun 1981
12.00%	from Jul 1981 to Jun 1987		10.25%	from Jul 1987 to Dec 1987
10.75%	from Jan 1988 to Jun 1988		11.00%	from Jul 1988 to Dec 1988
12.50%	from Jan 1989 to Jun 1989		13.00%	from Jul 1989 to Dec 1989
12.50%	from Jan 1990 to Jun 1990		12.00%	from Jul 1990 to Jun 1991
10.50%	from Jul 1991 to Dec 1991		8.50%	from Jan 1992 to Dec 1992
8.00%	from Jan 1993 to Jun 1994		9.25%	from Jul 1994 to Dec 1994
10.50%	from Jan 1995 to Jun 1995		11.00%	from Jul 1995 to Dec 1995
10.50%	from Jan 1996 to Jun 1996		10.25%	from Jul 1996 to Jun 1997
10.50%	from Jul 1997 to Dec 1998		9.75%	from Jan 1999 to Dec 1999
10.25%	from Jan 2000 to Jun 2000		11.50%	from Jul 2000 to Jun 2001
8.75%	from Jul 2001 to Dec 2001		6.75%	from Jan 2002 to Dec 2002
6.25%	from Jan 2003 to Jun 2003		6.00%	from Jul 2003 to Dec 2003
6.00%	from Jan 2004 to Jun 2004		6.25%	from Jul 2004 to Dec 2004
7.25%	from Jan 2005 to Jun 2005		8.25%	from Jul 2005 to Dec 2005
9.25%	from Jan 2006 to Jun 2006		10.25%	from Jul 2006 to Dec 2007
9.25%	from Jan 2008 to Jun 2008		7.00%	from Jul 2008 to Dec 2008
5.25%	from Jan 2009 to Dec 2012		5.25%	from Jan 2013 to Jun 2013
5.25%	from Jul 2013 to Dec 2013		5.25%	from Jan 2014 to Jun 2014
5.25%	from Jul 2014 to Dec 2014		5.25%	from Jan 2015 to Jun 2015
5.25%	from Jul 2015 to Dec 2015		5.50%	from Jan 2016 to Jun 2016
5.50%	from Jul 2016 to Dec 2016		5.75%	from Jan 2017 to Jun 2017
6.25%	from Jul 2017 to Dec 2017		6.50%	from Jan 2018 to Jun 2018
7.00%	from Jul 2018 to Jan 2019		7.50%	from Jan 2019 to Jun 2019
7.50%	from Jul 2019 to Dec 2019		6.75%	from Jan 2020 to Jun 2020
5.25%	from Jul 2020 to Dec 2020		5.25%	from Jan 2021 to Jun 2021
5.25%	from Jul 2021 to Dec 2021		5.25%	from Jan 2022 to Jun 2022
6.75%	from Jul 2022 to Dec 2022		9.50%	from Jan 2023 to Jun 2023

Report created by:

Marshal Law version 4.0

Copyright (c) 1991, 1999, 2001, 2013 Willick Law Group, LLC

Hauser Family Law - michelle@hauserfamilylaw.com - (702) 867-8313

\*End of Report\*

# EXHIBIT 22

# EXHIBIT 22

## Arrearage Calculation Summary

**ELN-MARNELL**

Page: 1

Report Date: 06/19/2023

## Summary of Amounts Due

Total Principal Due 06/20/2023:	\$33,290.54
Total Interest Due 06/20/2023:	\$14,922.79
Total Penalty Due 06/20/2023:	\$0.00
Amount Due if paid on 06/20/2023:	\$48,213.33
Amount Due if paid on 06/21/2023:	\$48,222.00
Daily Amount accruing as of 06/21/2023:	\$8.66

Date Due	Amount Due	Date Received	Amount Received	Accum. Arrearage	Accum. Interest
12/31/2014	4,980.00	12/31/2014	195.00	4,785.00	0.00
12/31/2014	0.00	12/31/2014	252.00	4,533.00	0.00
12/31/2014	0.00	12/31/2014	593.00	3,940.00	0.00
01/01/2015	0.00	01/02/2015	97.43	3,842.57	0.56
01/12/2015	800.00	01/12/2015	0.00	4,642.57	6.09
01/20/2015	500.00	02/27/2015	97.43	5,045.14	39.54
02/28/2015	850.00	02/28/2015	0.00	5,895.14	40.26
03/31/2015	800.00	03/31/2015	0.00	6,695.14	66.55
03/31/2015	800.00	05/08/2015	92.42	7,402.72	107.52
05/31/2015	800.00	05/31/2015	0.00	8,202.72	132.01
06/30/2015	865.00	06/30/2015	0.00	9,067.72	167.40
07/01/2015	800.00	07/23/2015	43.32	9,824.40	198.63
08/01/2015	800.00	08/03/2015	225.09	10,399.31	214.40
08/10/2015	0.00	08/10/2015	159.00	10,240.31	224.87
09/01/2015	800.00	09/01/2015	0.00	11,040.31	257.28
10/01/2015	800.00	10/09/2015	43.32	11,796.99	318.54
10/13/2015	0.00	10/13/2015	100.54	11,696.45	325.33
10/16/2015	0.00	10/16/2015	159.00	11,537.45	330.37
11/01/2015	70.00	11/01/2015	0.00	11,607.45	356.93
12/01/2015	900.00	12/01/2015	0.00	12,507.45	407.01
01/01/2016	880.00	01/14/2016	100.54	13,286.91	488.94
01/21/2016	0.00	01/21/2016	43.32	13,243.59	502.91



01/25/2016	0.00	01/25/2016	259.00	12,984.59	510.87
02/01/2016	800.00	02/01/2016	0.00	13,784.59	524.53
02/02/2016	63.00	02/02/2016	0.00	13,847.59	526.60
03/01/2016	110.00	03/01/2016	0.00	13,957.59	584.87
03/01/2016	800.00	03/14/2016	100.54	14,657.05	613.70
04/11/2016	800.00	04/20/2016	43.32	15,413.73	696.28
05/01/2016	825.00	05/25/2016	259.00	15,979.73	780.32
06/01/2016	825.00	06/01/2016	0.00	16,804.73	797.13
07/01/2016	945.00	07/20/2016	43.53	17,706.20	923.57
07/24/2016	0.00	07/24/2016	237.09	17,469.11	934.21
08/01/2016	825.00	08/01/2016	0.00	18,294.11	955.21
09/01/2016	825.00	09/01/2016	0.00	19,119.11	1,040.43
10/01/2016	825.00	10/20/2016	43.53	19,900.58	1,183.57
10/25/2016	0.00	10/25/2016	104.77	19,795.81	1,198.52
11/01/2016	825.00	11/01/2016	0.00	20,620.81	1,219.35
12/01/2016	825.00	12/05/2016	236.50	21,209.31	1,325.20
01/01/2017	925.00	01/10/2017	100.74	22,033.57	1,442.64
01/20/2017	0.00	01/20/2017	43.53	21,990.04	1,477.35
02/01/2017	825.00	02/01/2017	0.00	22,815.04	1,518.92
03/01/2017	825.00	03/12/2017	100.74	23,539.30	1,660.52
04/01/2017	825.00	04/20/2017	43.53	24,320.77	1,807.61
05/01/2017	825.00	05/30/2017	236.50	24,909.27	1,964.63
06/01/2017	800.00	06/01/2017	0.00	25,709.27	1,972.48
07/01/2017	850.00	07/21/2017	43.62	26,515.65	2,184.94
07/24/2017	0.00	07/24/2017	225.09	26,290.56	2,198.56
08/01/2017	850.00	08/29/2017	105.17	27,035.39	2,364.70
09/01/2017	850.00	09/01/2017	0.00	27,885.39	2,378.59
10/01/2017	850.00	10/21/2017	43.63	28,691.76	2,620.25
11/01/2017	850.00	11/04/2017	107.49	29,434.27	2,689.46
12/01/2017	960.00	12/26/2017	209.50	30,184.77	2,955.66
01/01/2018	850.00	01/09/2018	103.63	30,931.14	3,030.89
01/21/2018	0.00	01/21/2018	43.62	30,887.52	3,096.99
02/01/2018	850.00	02/01/2018	0.00	31,737.52	3,157.49
03/01/2018	850.00	03/14/2018	103.36	32,484.16	3,391.19
04/01/2018	850.00	04/21/2018	43.62	33,290.54	3,614.04
07/01/2018	0.00	07/01/2018	0.00	33,290.54	4,034.96
01/01/2019	0.00	01/01/2019	0.00	33,290.54	5,209.70

07/01/2019	0.00	07/01/2019	0.00	33,290.54	6,447.84
01/01/2020	0.00	01/01/2020	0.00	33,290.54	7,706.49
07/01/2020	0.00	07/01/2020	0.00	33,290.54	8,823.91
01/01/2021	0.00	01/01/2021	0.00	33,290.54	9,702.56
07/01/2021	0.00	07/01/2021	0.00	33,290.54	10,569.26
01/01/2022	0.00	01/01/2022	0.00	33,290.54	11,450.32
07/01/2022	0.00	07/01/2022	0.00	33,290.54	12,317.01
01/01/2023	0.00	01/01/2023	0.00	33,290.54	13,449.80
06/20/2023	0.00	06/20/2023	0.00	33,290.54	14,922.79
<hr/>					
Totals	38,373.00		5,082.46	33,290.54	14,922.79

\* Indicates a payment due is designated as child support.

**Notes:**

Payments are applied to oldest unpaid balance.

Interest and penalties are calculated using number of days past due.

Payments apply to principal amounts only.

Interest is not compounded, but accrued only.

Penalties calculated on past due child support amounts per NRS 125B.095.

**Interest Rates Used by Program:**

7.00%	from Jan 1960 to Jun 1979		8.00%	from Jul 1979 to Jun 1981
12.00%	from Jul 1981 to Jun 1987		10.25%	from Jul 1987 to Dec 1987
10.75%	from Jan 1988 to Jun 1988		11.00%	from Jul 1988 to Dec 1988
12.50%	from Jan 1989 to Jun 1989		13.00%	from Jul 1989 to Dec 1989
12.50%	from Jan 1990 to Jun 1990		12.00%	from Jul 1990 to Jun 1991
10.50%	from Jul 1991 to Dec 1991		8.50%	from Jan 1992 to Dec 1992
8.00%	from Jan 1993 to Jun 1994		9.25%	from Jul 1994 to Dec 1994
10.50%	from Jan 1995 to Jun 1995		11.00%	from Jul 1995 to Dec 1995
10.50%	from Jan 1996 to Jun 1996		10.25%	from Jul 1996 to Jun 1997
10.50%	from Jul 1997 to Dec 1998		9.75%	from Jan 1999 to Dec 1999
10.25%	from Jan 2000 to Jun 2000		11.50%	from Jul 2000 to Jun 2001
8.75%	from Jul 2001 to Dec 2001		6.75%	from Jan 2002 to Dec 2002
6.25%	from Jan 2003 to Jun 2003		6.00%	from Jul 2003 to Dec 2003
6.00%	from Jan 2004 to Jun 2004		6.25%	from Jul 2004 to Dec 2004
7.25%	from Jan 2005 to Jun 2005		8.25%	from Jul 2005 to Dec 2005
9.25%	from Jan 2006 to Jun 2006		10.25%	from Jul 2006 to Dec 2007
9.25%	from Jan 2008 to Jun 2008		7.00%	from Jul 2008 to Dec 2008
5.25%	from Jan 2009 to Dec 2012		5.25%	from Jan 2013 to Jun 2013
5.25%	from Jul 2013 to Dec 2013		5.25%	from Jan 2014 to Jun 2014
5.25%	from Jul 2014 to Dec 2014		5.25%	from Jan 2015 to Jun 2015
5.25%	from Jul 2015 to Dec 2015		5.50%	from Jan 2016 to Jun 2016
5.50%	from Jul 2016 to Dec 2016		5.75%	from Jan 2017 to Jun 2017
6.25%	from Jul 2017 to Dec 2017		6.50%	from Jan 2018 to Jun 2018
7.00%	from Jul 2018 to Jan 2019		7.50%	from Jan 2019 to Jun 2019
7.50%	from Jul 2019 to Dec 2019		6.75%	from Jan 2020 to Jun 2020
5.25%	from Jul 2020 to Dec 2020		5.25%	from Jan 2021 to Jun 2021

5.25%	from Jul 2021 to Dec 2021		5.25%	from Jan 2022 to Jun 2022
6.75%	from Jul 2022 to Dec 2022		9.50%	from Jan 2023 to Jun 2023

Report created by:

Marshal Law version 4.0

Copyright (c) 1991, 1999, 2001, 2013 Willick Law Group, LLC

Hauser Family Law - michelle@hauserfamilylaw.com - (702) 867-8313

\*End of Report\*

# EXHIBIT 23

# EXHIBIT 23

## Arrearage Calculation Summary

**ELN-RUSTY RIDGE**

Page: 1

Report Date: 06/19/2023

## Summary of Amounts Due

Total Principal Due 06/20/2023:	\$32,699.73
Total Interest Due 06/20/2023:	\$14,633.15
Total Penalty Due 06/20/2023:	\$0.00
Amount Due if paid on 06/20/2023:	\$47,332.88
Amount Due if paid on 06/21/2023:	\$47,341.39
Daily Amount accruing as of 06/21/2023:	\$8.51

Date Due	Amount Due	Date Received	Amount Received	Accum. Arrearage	Accum. Interest
12/31/2014	5,400.00	12/31/2014	343.00	5,057.00	0.00
12/31/2014	0.00	12/31/2014	851.00	4,206.00	0.00
12/31/2014	0.00	12/31/2014	373.00	3,833.00	0.00
01/01/2015	0.00	01/01/2015	122.00	3,711.00	0.00
01/02/2015	900.00	01/02/2015	188.12	4,422.88	0.53
02/01/2015	0.00	02/01/2015	122.00	4,300.88	19.61
02/27/2015	0.00	02/27/2015	166.12	4,134.76	35.70
02/28/2015	900.00	03/01/2015	122.00	4,912.76	37.02
03/31/2015	925.00	04/01/2015	122.00	5,715.76	59.06
04/30/2015	925.00	05/01/2015	122.00	6,518.76	83.85
05/30/2015	925.00	06/01/2015	122.00	7,321.76	113.18
06/30/2015	925.00	06/30/2015	0.00	8,246.76	143.73
07/01/2015	950.00	07/01/2015	122.00	9,074.76	143.73
08/01/2015	950.00	08/01/2015	122.00	9,902.76	184.19
08/19/2015	0.00	08/19/2015	192.86	9,709.90	209.83
09/01/2015	950.00	09/15/2015	122.00	10,537.90	249.45
09/15/2015	0.00	09/15/2015	94.00	10,443.90	249.45
10/01/2015	950.00	10/01/2015	122.00	11,271.90	273.49
10/13/2015	0.00	10/13/2015	192.08	11,079.82	292.94
10/16/2015	0.00	10/16/2015	267.00	10,812.82	297.72
11/01/2015	950.00	11/01/2015	122.00	11,640.82	322.61
12/01/2015	950.00	12/01/2015	122.00	12,468.82	372.84

12/18/2015	0.00	12/18/2015	10.00	12,458.82	403.33
01/01/2016	950.00	01/01/2016	122.00	13,286.82	428.41
01/14/2016	0.00	01/14/2016	192.08	13,094.74	454.37
01/25/2016	0.00	01/25/2016	318.50	12,776.24	476.02
02/01/2016	950.00	02/01/2016	122.00	13,604.24	489.46
02/08/2016	247.00	02/08/2016	0.00	13,851.24	503.77
03/01/2016	950.00	03/01/2016	122.00	14,679.24	549.56
03/14/2016	0.00	03/14/2016	192.08	14,487.16	578.24
04/01/2016	950.00	04/01/2016	122.00	15,315.16	617.42
05/01/2016	950.00	05/01/2016	122.00	16,143.16	686.47
05/25/2016	0.00	05/25/2016	318.50	15,824.66	744.69
06/01/2016	950.00	06/01/2016	122.00	16,652.66	761.33
07/01/2016	950.00	07/01/2016	122.00	17,480.66	836.41
08/01/2016	950.00	08/01/2016	122.00	18,308.66	917.84
08/18/2016	0.00	08/18/2016	194.28	18,114.38	964.61
09/01/2016	950.00	09/01/2016	122.00	18,942.38	1,002.72
10/01/2016	950.00	10/01/2016	122.00	19,770.38	1,088.12
10/25/2016	0.00	10/25/2016	200.16	19,570.22	1,159.42
11/01/2016	950.00	11/01/2016	122.00	20,398.22	1,180.01
12/01/2016	950.00	12/01/2016	122.00	21,226.22	1,271.97
12/12/2016	0.00	12/12/2016	296.00	20,930.22	1,307.05
01/01/2017	950.00	01/10/2017	192.46	21,687.76	1,400.98
02/01/2017	950.00	02/14/2017	390.00	22,247.76	1,522.50
03/01/2017	950.00	03/12/2017	192.46	23,005.30	1,615.28
04/01/2017	950.00	04/15/2017	390.00	23,565.30	1,740.59
05/01/2017	950.00	05/30/2017	296.00	24,219.30	1,911.99
06/01/2017	950.00	06/01/2017	0.00	25,169.30	1,919.62
07/01/2017	950.00	07/11/2017	390.00	25,729.30	2,083.29
08/01/2017	950.00	08/29/2017	199.26	26,480.04	2,303.73
09/01/2017	950.00	09/01/2017	0.00	27,430.04	2,317.33
10/01/2017	950.00	10/01/2017	390.00	27,990.04	2,458.24
11/01/2017	950.00	11/04/2017	205.37	28,734.67	2,621.68
12/01/2017	950.00	12/01/2017	0.00	29,684.67	2,754.53
01/01/2018	950.00	01/02/2018	390.00	30,244.67	2,917.56
01/09/2018	0.00	01/09/2018	197.47	30,047.20	2,955.26
02/01/2018	950.00	02/01/2018	0.00	30,997.20	3,078.33
03/01/2018	950.00	03/14/2018	197.47	31,749.73	3,306.85

04/01/2018	950.00	04/01/2018	0.00	32,699.73	3,408.62
07/01/2018	0.00	07/01/2018	0.00	32,699.73	3,938.54
01/01/2019	0.00	01/01/2019	0.00	32,699.73	5,092.44
07/01/2019	0.00	07/01/2019	0.00	32,699.73	6,308.60
01/01/2020	0.00	01/01/2020	0.00	32,699.73	7,544.92
07/01/2020	0.00	07/01/2020	0.00	32,699.73	8,642.50
01/01/2021	0.00	01/01/2021	0.00	32,699.73	9,505.56
07/01/2021	0.00	07/01/2021	0.00	32,699.73	10,356.87
01/01/2022	0.00	01/01/2022	0.00	32,699.73	11,222.30
07/01/2022	0.00	07/01/2022	0.00	32,699.73	12,073.61
01/01/2023	0.00	01/01/2023	0.00	32,699.73	13,186.30
06/20/2023	0.00	06/20/2023	0.00	32,699.73	14,633.15
<hr/>					
Totals	43,447.00		10,747.27	32,699.73	14,633.15

\* Indicates a payment due is designated as child support.



**Notes:**

Payments are applied to oldest unpaid balance.  
 Interest and penalties are calculated using number of days past due.  
 Payments apply to principal amounts only.  
 Interest is not compounded, but accrued only.  
 Penalties calculated on past due child support amounts per NRS 125B.095.

**Interest Rates Used by Program:**

7.00%	from Jan 1960 to Jun 1979		8.00%	from Jul 1979 to Jun 1981
12.00%	from Jul 1981 to Jun 1987		10.25%	from Jul 1987 to Dec 1987
10.75%	from Jan 1988 to Jun 1988		11.00%	from Jul 1988 to Dec 1988
12.50%	from Jan 1989 to Jun 1989		13.00%	from Jul 1989 to Dec 1989
12.50%	from Jan 1990 to Jun 1990		12.00%	from Jul 1990 to Jun 1991
10.50%	from Jul 1991 to Dec 1991		8.50%	from Jan 1992 to Dec 1992
8.00%	from Jan 1993 to Jun 1994		9.25%	from Jul 1994 to Dec 1994
10.50%	from Jan 1995 to Jun 1995		11.00%	from Jul 1995 to Dec 1995
10.50%	from Jan 1996 to Jun 1996		10.25%	from Jul 1996 to Jun 1997
10.50%	from Jul 1997 to Dec 1998		9.75%	from Jan 1999 to Dec 1999
10.25%	from Jan 2000 to Jun 2000		11.50%	from Jul 2000 to Jun 2001
8.75%	from Jul 2001 to Dec 2001		6.75%	from Jan 2002 to Dec 2002
6.25%	from Jan 2003 to Jun 2003		6.00%	from Jul 2003 to Dec 2003
6.00%	from Jan 2004 to Jun 2004		6.25%	from Jul 2004 to Dec 2004
7.25%	from Jan 2005 to Jun 2005		8.25%	from Jul 2005 to Dec 2005
9.25%	from Jan 2006 to Jun 2006		10.25%	from Jul 2006 to Dec 2007
9.25%	from Jan 2008 to Jun 2008		7.00%	from Jul 2008 to Dec 2008
5.25%	from Jan 2009 to Dec 2012		5.25%	from Jan 2013 to Jun 2013
5.25%	from Jul 2013 to Dec 2013		5.25%	from Jan 2014 to Jun 2014
5.25%	from Jul 2014 to Dec 2014		5.25%	from Jan 2015 to Jun 2015
5.25%	from Jul 2015 to Dec 2015		5.50%	from Jan 2016 to Jun 2016
5.50%	from Jul 2016 to Dec 2016		5.75%	from Jan 2017 to Jun 2017
6.25%	from Jul 2017 to Dec 2017		6.50%	from Jan 2018 to Jun 2018
7.00%	from Jul 2018 to Jan 2019		7.50%	from Jan 2019 to Jun 2019
7.50%	from Jul 2019 to Dec 2019		6.75%	from Jan 2020 to Jun 2020
5.25%	from Jul 2020 to Dec 2020		5.25%	from Jan 2021 to Jun 2021
5.25%	from Jul 2021 to Dec 2021		5.25%	from Jan 2022 to Jun 2022
6.75%	from Jul 2022 to Dec 2022		9.50%	from Jan 2023 to Jun 2023

Report created by:

Marshal Law version 4.0

Copyright (c) 1991, 1999, 2001, 2013 Willick Law Group, LLC

Hauser Family Law - michelle@hauserfamilylaw.com - (702) 867-8313

\*End of Report\*

# EXHIBIT 24

# EXHIBIT 24

## Arrearage Calculation Summary

**ELN-SAWYER**

Page: 1

Report Date: 06/19/2023

## Summary of Amounts Due

Total Principal Due 06/20/2023:	\$32,290.70
Total Interest Due 06/20/2023:	\$14,426.75
Total Penalty Due 06/20/2023:	\$0.00
Amount Due if paid on 06/20/2023:	\$46,717.45
Amount Due if paid on 06/21/2023:	\$46,725.85
Daily Amount accruing as of 06/21/2023:	\$8.40

Date Due	Amount Due	Date Received	Amount Received	Accum. Arrearage	Accum. Interest
12/31/2014	4,800.00	12/31/2014	118.00	4,682.00	0.00
12/31/2014	0.00	12/31/2014	559.00	4,123.00	0.00
12/31/2014	0.00	12/31/2014	295.00	3,828.00	0.00
01/01/2015	0.00	01/02/2015	147.53	3,680.47	0.55
01/05/2015	800.00	02/10/2015	60.33	4,420.14	25.33
02/27/2015	0.00	02/27/2015	147.53	4,272.61	36.14
02/28/2015	800.00	02/28/2015	0.00	5,072.61	36.76
03/01/2015	825.00	03/01/2015	0.00	5,897.61	37.49
04/01/2015	825.00	04/01/2015	350.32	6,372.29	63.78
05/01/2015	825.00	05/28/2015	60.33	7,136.96	119.23
06/01/2015	825.00	06/01/2015	0.00	7,961.96	123.34
07/01/2015	825.00	07/07/2015	46.67	8,740.29	165.28
08/01/2015	825.00	08/10/2015	163.00	9,402.29	209.09
08/26/2015	0.00	08/26/2015	152.67	9,249.62	230.73
09/01/2015	825.00	09/18/2015	60.33	10,014.29	263.34
10/07/2015	625.00	10/09/2015	46.96	10,592.33	293.77
10/13/2015	0.00	10/13/2015	152.25	10,440.08	299.87
10/16/2015	0.00	10/16/2015	163.00	10,277.08	304.37
11/01/2015	950.00	11/01/2015	0.00	11,227.08	328.02
12/01/2015	850.00	12/08/2015	43.32	12,033.76	388.63
12/14/2015	0.00	12/14/2015	60.33	11,973.43	399.01
01/01/2016	900.00	01/14/2016	152.25	12,721.18	455.16

01/25/2016	0.00	01/25/2016	314.50	12,406.68	476.19
02/01/2016	900.00	02/01/2016	0.00	13,306.68	489.24
02/02/2016	65.00	02/02/2016	0.00	13,371.68	491.24
02/02/2016	65.00	02/02/2016	0.00	13,436.68	491.24
03/01/2016	900.00	03/14/2016	152.23	14,184.45	575.79
03/16/2016	0.00	03/16/2016	43.32	14,141.13	580.05
03/29/2016	0.00	03/29/2016	70.64	14,070.49	607.67
04/01/2016	875.00	04/01/2016	0.00	14,945.49	614.02
05/01/2016	875.00	05/10/2016	61.42	15,759.07	702.79
05/25/2016	0.00	05/25/2016	314.50	15,444.57	738.31
06/01/2016	875.00	06/20/2016	43.36	16,276.21	801.15
07/01/2016	875.00	07/01/2016	0.00	17,151.21	828.06
08/01/2016	875.00	08/25/2016	154.35	17,871.86	972.97
09/15/2016	0.00	09/15/2016	61.42	17,810.44	1,029.37
09/20/2016	0.00	09/20/2016	43.53	17,766.91	1,042.75
10/01/2016	900.00	10/25/2016	158.66	18,508.25	1,139.44
11/01/2016	900.00	11/01/2016	0.00	19,408.25	1,158.91
12/01/2016	900.00	12/12/2016	292.00	20,016.25	1,279.98
12/13/2016	0.00	12/13/2016	61.42	19,954.83	1,282.99
12/20/2016	0.00	12/20/2016	43.53	19,911.30	1,303.98
01/01/2017	900.00	01/10/2017	152.56	20,658.74	1,369.39
02/01/2017	900.00	02/01/2017	0.00	21,558.74	1,440.99
03/01/2017	900.00	03/06/2017	62.22	22,396.52	1,553.77
03/12/2017	0.00	03/12/2017	152.56	22,243.96	1,574.94
03/17/2017	0.00	03/17/2017	43.53	22,200.43	1,592.46
04/01/2017	900.00	04/01/2017	0.00	23,100.43	1,644.92
05/01/2017	900.00	05/25/2017	62.22	23,938.21	1,844.84
05/30/2017	0.00	05/30/2017	292.00	23,646.21	1,863.69
06/01/2017	900.00	06/20/2017	43.61	24,502.60	1,944.61
07/01/2017	900.00	07/01/2017	0.00	25,402.60	1,987.07
08/01/2017	900.00	08/29/2017	158.33	26,144.27	2,248.02
09/01/2017	900.00	09/01/2017	62.22	26,982.05	2,261.45
09/20/2017	0.00	09/20/2017	43.76	26,938.29	2,349.24
10/01/2017	900.00	10/01/2017	0.00	27,838.29	2,399.98
11/01/2017	900.00	11/04/2017	162.78	28,575.51	2,562.51
12/01/2017	900.00	12/04/2017	62.22	29,413.29	2,709.77
12/21/2017	0.00	12/21/2017	43.76	29,369.53	2,795.39

12/26/2017	0.00	12/26/2017	259.00	29,110.53	2,820.53
01/01/2018	900.00	01/09/2018	156.52	29,854.01	2,893.20
02/01/2018	900.00	02/01/2018	0.00	30,754.01	3,015.47
03/01/2018	900.00	03/01/2018	63.03	31,590.98	3,168.82
03/14/2018	0.00	03/14/2018	156.52	31,434.46	3,241.96
03/20/2018	0.00	03/20/2018	43.76	31,390.70	3,275.55
04/01/2018	900.00	04/01/2018	0.00	32,290.70	3,342.63
07/01/2018	0.00	07/01/2018	0.00	32,290.70	3,865.91
01/01/2019	0.00	01/01/2019	0.00	32,290.70	5,005.38
07/01/2019	0.00	07/01/2019	0.00	32,290.70	6,206.33
01/01/2020	0.00	01/01/2020	0.00	32,290.70	7,427.18
07/01/2020	0.00	07/01/2020	0.00	32,290.70	8,511.04
01/01/2021	0.00	01/01/2021	0.00	32,290.70	9,363.30
07/01/2021	0.00	07/01/2021	0.00	32,290.70	10,203.96
01/01/2022	0.00	01/01/2022	0.00	32,290.70	11,058.56
07/01/2022	0.00	07/01/2022	0.00	32,290.70	11,899.22
01/01/2023	0.00	01/01/2023	0.00	32,290.70	12,997.99
06/20/2023	0.00	06/20/2023	0.00	32,290.70	14,426.75
<hr/>					
Totals	38,905.00		6,614.30	32,290.70	14,426.75

\* Indicates a payment due is designated as child support.

**Notes:**

Payments are applied to oldest unpaid balance.  
 Interest and penalties are calculated using number of days past due.  
 Payments apply to principal amounts only.  
 Interest is not compounded, but accrued only.  
 Penalties calculated on past due child support amounts per NRS 125B.095.

**Interest Rates Used by Program:**

7.00%	from Jan 1960 to Jun 1979		8.00%	from Jul 1979 to Jun 1981
12.00%	from Jul 1981 to Jun 1987		10.25%	from Jul 1987 to Dec 1987
10.75%	from Jan 1988 to Jun 1988		11.00%	from Jul 1988 to Dec 1988
12.50%	from Jan 1989 to Jun 1989		13.00%	from Jul 1989 to Dec 1989
12.50%	from Jan 1990 to Jun 1990		12.00%	from Jul 1990 to Jun 1991
10.50%	from Jul 1991 to Dec 1991		8.50%	from Jan 1992 to Dec 1992
8.00%	from Jan 1993 to Jun 1994		9.25%	from Jul 1994 to Dec 1994
10.50%	from Jan 1995 to Jun 1995		11.00%	from Jul 1995 to Dec 1995
10.50%	from Jan 1996 to Jun 1996		10.25%	from Jul 1996 to Jun 1997
10.50%	from Jul 1997 to Dec 1998		9.75%	from Jan 1999 to Dec 1999
10.25%	from Jan 2000 to Jun 2000		11.50%	from Jul 2000 to Jun 2001
8.75%	from Jul 2001 to Dec 2001		6.75%	from Jan 2002 to Dec 2002
6.25%	from Jan 2003 to Jun 2003		6.00%	from Jul 2003 to Dec 2003
6.00%	from Jan 2004 to Jun 2004		6.25%	from Jul 2004 to Dec 2004
7.25%	from Jan 2005 to Jun 2005		8.25%	from Jul 2005 to Dec 2005
9.25%	from Jan 2006 to Jun 2006		10.25%	from Jul 2006 to Dec 2007
9.25%	from Jan 2008 to Jun 2008		7.00%	from Jul 2008 to Dec 2008
5.25%	from Jan 2009 to Dec 2012		5.25%	from Jan 2013 to Jun 2013
5.25%	from Jul 2013 to Dec 2013		5.25%	from Jan 2014 to Jun 2014
5.25%	from Jul 2014 to Dec 2014		5.25%	from Jan 2015 to Jun 2015
5.25%	from Jul 2015 to Dec 2015		5.50%	from Jan 2016 to Jun 2016
5.50%	from Jul 2016 to Dec 2016		5.75%	from Jan 2017 to Jun 2017
6.25%	from Jul 2017 to Dec 2017		6.50%	from Jan 2018 to Jun 2018
7.00%	from Jul 2018 to Jan 2019		7.50%	from Jan 2019 to Jun 2019
7.50%	from Jul 2019 to Dec 2019		6.75%	from Jan 2020 to Jun 2020
5.25%	from Jul 2020 to Dec 2020		5.25%	from Jan 2021 to Jun 2021
5.25%	from Jul 2021 to Dec 2021		5.25%	from Jan 2022 to Jun 2022
6.75%	from Jul 2022 to Dec 2022		9.50%	from Jan 2023 to Jun 2023

Report created by:

Marshal Law version 4.0

Copyright (c) 1991, 1999, 2001, 2013 Willick Law Group, LLC

Hauser Family Law - michelle@hauserfamilylaw.com - (702) 867-8313

\*End of Report\*

# EXHIBIT 25

# EXHIBIT 25

## Arrearage Calculation Summary

**ELN-TERRA BELLA**

Page: 1

Report Date: 06/19/2023

## Summary of Amounts Due

Total Principal Due 06/20/2023:	\$40,001.03
Total Interest Due 06/20/2023:	\$17,973.16
Total Penalty Due 06/20/2023:	\$0.00
Amount Due if paid on 06/20/2023:	\$57,974.19
Amount Due if paid on 06/21/2023:	\$57,984.60
Daily Amount accruing as of 06/21/2023:	\$10.41

Date Due	Amount Due	Date Received	Amount Received	Accum. Arrearage	Accum. Interest
12/31/2014	6,000.00	12/31/2014	566.00	5,434.00	0.00
12/31/2014	0.00	12/31/2014	398.00	5,036.00	0.00
12/31/2014	0.00	12/31/2014	119.00	4,917.00	0.00
01/01/2015	0.00	01/02/2015	198.57	4,718.43	0.70
01/06/2015	0.00	01/06/2015	45.86	4,672.57	3.42
01/13/2015	1,000.00	02/02/2015	60.33	5,612.24	24.44
02/13/2015	1,000.00	02/27/2015	198.57	6,413.67	46.63
03/06/2015	0.00	03/06/2015	42.63	6,371.04	53.09
03/13/2015	1,000.00	03/13/2015	0.00	7,371.04	59.51
04/13/2015	1,000.00	04/13/2015	0.00	8,371.04	92.37
05/13/2015	1,000.00	05/28/2015	60.33	9,310.71	148.71
06/13/2015	1,000.00	06/13/2015	0.00	10,310.71	170.14
07/01/2015	0.00	07/07/2015	46.67	10,264.04	205.73
07/13/2015	1,000.00	07/13/2015	0.00	11,264.04	214.59
08/01/2015	1,000.00	08/10/2015	161.00	12,103.04	261.25
09/01/2015	1,025.00	09/18/2015	60.33	13,067.71	331.65
10/01/2015	1,025.00	10/09/2015	46.96	14,045.75	372.30
10/13/2015	0.00	10/13/2015	204.92	13,840.83	380.38
10/16/2015	0.00	10/16/2015	161.00	13,679.83	386.36
11/01/2015	1,025.00	11/01/2015	0.00	14,704.83	417.84
12/01/2015	1,025.00	12/14/2015	60.33	15,669.50	510.70
12/15/2015	0.00	12/15/2015	43.32	15,626.18	512.96



01/01/2016	1,025.00	01/14/2016	204.92	16,446.26	583.69
01/25/2016	0.00	01/25/2016	286.50	16,159.76	610.88
02/01/2016	1,025.00	02/01/2016	0.00	17,184.76	627.88
02/02/2016	64.00	02/02/2016	0.00	17,248.76	630.46
03/01/2016	1,025.00	03/14/2016	204.92	18,068.84	738.74
03/20/2016	0.00	03/20/2016	43.32	18,025.52	755.03
03/29/2016	0.00	03/29/2016	70.64	17,954.88	779.41
04/01/2016	1,025.00	04/01/2016	0.00	18,979.88	787.50
05/01/2016	1,025.00	05/10/2016	61.42	19,943.46	900.12
05/25/2016	0.00	05/25/2016	286.50	19,656.96	945.08
06/01/2016	1,025.00	06/30/2016	43.46	20,638.50	1,055.88
07/01/2016	1,025.00	07/01/2016	0.00	21,663.50	1,055.88
08/01/2016	1,025.00	08/25/2016	207.14	22,481.36	1,238.63
09/01/2016	1,025.00	09/15/2016	61.42	23,444.94	1,311.73
09/20/2016	0.00	09/20/2016	43.53	23,401.41	1,329.35
10/01/2016	1,025.00	10/25/2016	213.54	24,212.87	1,456.13
11/01/2016	1,025.00	11/01/2016	0.00	25,237.87	1,481.60
12/01/2016	1,025.00	12/12/2016	264.00	25,998.87	1,638.79
12/13/2016	0.00	12/13/2016	61.42	25,937.45	1,642.69
12/20/2016	0.00	12/20/2016	43.53	25,893.92	1,669.98
01/01/2017	1,025.00	01/10/2017	205.33	26,713.59	1,754.84
02/01/2017	1,025.00	02/01/2017	0.00	27,738.59	1,847.42
03/01/2017	1,025.00	03/06/2017	62.22	28,701.37	1,992.43
03/12/2017	0.00	03/12/2017	205.33	28,496.04	2,019.56
03/17/2017	0.00	03/17/2017	43.53	28,452.51	2,042.00
04/01/2017	1,025.00	04/01/2017	0.00	29,477.51	2,109.24
05/01/2017	1,025.00	05/25/2017	62.22	30,440.29	2,363.87
05/30/2017	0.00	05/30/2017	264.00	30,176.29	2,387.85
06/01/2017	1,025.00	06/20/2017	43.61	31,157.68	2,490.75
07/01/2017	1,025.00	07/01/2017	0.00	32,182.68	2,544.74
08/01/2017	1,025.00	08/29/2017	212.46	32,995.22	2,874.79
09/01/2017	1,025.00	09/01/2017	62.22	33,958.00	2,891.74
09/20/2017	0.00	09/20/2017	43.76	33,914.24	3,002.22
10/01/2017	1,025.00	10/01/2017	0.00	34,939.24	3,066.10
11/01/2017	1,025.00	11/04/2017	219.10	35,745.14	3,270.04
12/01/2017	1,025.00	12/04/2017	62.22	36,707.92	3,454.19
12/21/2017	0.00	12/21/2017	43.76	36,664.16	3,561.04

12/26/2017	0.00	12/26/2017	235.00	36,429.16	3,592.43
01/01/2018	1,025.00	01/09/2018	210.67	37,243.49	3,683.22
02/01/2018	1,025.00	02/01/2018	0.00	38,268.49	3,835.76
03/01/2018	1,025.00	03/01/2018	63.03	39,230.46	4,026.58
03/14/2018	0.00	03/14/2018	210.67	39,019.79	4,117.40
03/20/2018	0.00	03/20/2018	43.76	38,976.03	4,159.10
04/01/2018	1,025.00	04/01/2018	0.00	40,001.03	4,242.39
07/01/2018	0.00	07/01/2018	0.00	40,001.03	4,890.62
01/01/2019	0.00	01/01/2019	0.00	40,001.03	6,302.17
07/01/2019	0.00	07/01/2019	0.00	40,001.03	7,789.88
01/01/2020	0.00	01/01/2020	0.00	40,001.03	9,302.24
07/01/2020	0.00	07/01/2020	0.00	40,001.03	10,644.90
01/01/2021	0.00	01/01/2021	0.00	40,001.03	11,700.67
07/01/2021	0.00	07/01/2021	0.00	40,001.03	12,742.06
01/01/2022	0.00	01/01/2022	0.00	40,001.03	13,800.72
07/01/2022	0.00	07/01/2022	0.00	40,001.03	14,842.12
01/01/2023	0.00	01/01/2023	0.00	40,001.03	16,203.25
06/20/2023	0.00	06/20/2023	0.00	40,001.03	17,973.16
<hr/>					
Totals	46,864.00		6,862.97	40,001.03	17,973.16

\* Indicates a payment due is designated as child support.

**Notes:**

Payments are applied to oldest unpaid balance.  
 Interest and penalties are calculated using number of days past due.  
 Payments apply to principal amounts only.  
 Interest is not compounded, but accrued only.  
 Penalties calculated on past due child support amounts per NRS 125B.095.

**Interest Rates Used by Program:**

7.00%	from Jan 1960 to Jun 1979		8.00%	from Jul 1979 to Jun 1981
12.00%	from Jul 1981 to Jun 1987		10.25%	from Jul 1987 to Dec 1987
10.75%	from Jan 1988 to Jun 1988		11.00%	from Jul 1988 to Dec 1988
12.50%	from Jan 1989 to Jun 1989		13.00%	from Jul 1989 to Dec 1989
12.50%	from Jan 1990 to Jun 1990		12.00%	from Jul 1990 to Jun 1991
10.50%	from Jul 1991 to Dec 1991		8.50%	from Jan 1992 to Dec 1992
8.00%	from Jan 1993 to Jun 1994		9.25%	from Jul 1994 to Dec 1994
10.50%	from Jan 1995 to Jun 1995		11.00%	from Jul 1995 to Dec 1995
10.50%	from Jan 1996 to Jun 1996		10.25%	from Jul 1996 to Jun 1997
10.50%	from Jul 1997 to Dec 1998		9.75%	from Jan 1999 to Dec 1999
10.25%	from Jan 2000 to Jun 2000		11.50%	from Jul 2000 to Jun 2001
8.75%	from Jul 2001 to Dec 2001		6.75%	from Jan 2002 to Dec 2002
6.25%	from Jan 2003 to Jun 2003		6.00%	from Jul 2003 to Dec 2003
6.00%	from Jan 2004 to Jun 2004		6.25%	from Jul 2004 to Dec 2004
7.25%	from Jan 2005 to Jun 2005		8.25%	from Jul 2005 to Dec 2005
9.25%	from Jan 2006 to Jun 2006		10.25%	from Jul 2006 to Dec 2007
9.25%	from Jan 2008 to Jun 2008		7.00%	from Jul 2008 to Dec 2008
5.25%	from Jan 2009 to Dec 2012		5.25%	from Jan 2013 to Jun 2013
5.25%	from Jul 2013 to Dec 2013		5.25%	from Jan 2014 to Jun 2014
5.25%	from Jul 2014 to Dec 2014		5.25%	from Jan 2015 to Jun 2015
5.25%	from Jul 2015 to Dec 2015		5.50%	from Jan 2016 to Jun 2016
5.50%	from Jul 2016 to Dec 2016		5.75%	from Jan 2017 to Jun 2017
6.25%	from Jul 2017 to Dec 2017		6.50%	from Jan 2018 to Jun 2018
7.00%	from Jul 2018 to Jan 2019		7.50%	from Jan 2019 to Jun 2019
7.50%	from Jul 2019 to Dec 2019		6.75%	from Jan 2020 to Jun 2020
5.25%	from Jul 2020 to Dec 2020		5.25%	from Jan 2021 to Jun 2021
5.25%	from Jul 2021 to Dec 2021		5.25%	from Jan 2022 to Jun 2022
6.75%	from Jul 2022 to Dec 2022		9.50%	from Jan 2023 to Jun 2023

Report created by:

Marshal Law version 4.0

Copyright (c) 1991, 1999, 2001, 2013 Willick Law Group, LLC

Hauser Family Law - michelle@hauserfamilylaw.com - (702) 867-8313

\*End of Report\*

# EXHIBIT 26

# EXHIBIT 26

## Arrearage Calculation Summary

**ELN Trust-Lindell 2023**

Page: 1

Report Date: 06/19/2023

## Summary of Amounts Due

Total Principal Due 06/20/2023:	\$295,355.80
Total Interest Due 06/20/2023:	\$93,988.61
Total Penalty Due 06/20/2023:	\$0.00
Amount Due if paid on 06/20/2023:	\$389,344.41
Amount Due if paid on 06/21/2023:	\$389,421.28
Daily Amount accruing as of 06/21/2023:	\$76.87

Date Due	Amount Due	Date Received	Amount Received	Accum. Arrearage	Accum. Interest
12/31/2014	40,750.00	12/31/2014	3,845.00	36,905.00	0.00
12/31/2014	0.00	12/31/2014	5,931.00	30,974.00	0.00
12/31/2014	0.00	12/31/2014	1,402.00	29,572.00	0.00
12/31/2014	0.00	12/31/2014	6,746.00	22,826.00	0.00
01/01/2015	0.00	01/01/2015	218.58	22,607.42	0.00
01/02/2015	0.00	01/02/2015	2,960.54	19,646.88	3.25
01/05/2015	0.00	01/05/2015	16.91	19,629.97	11.72
01/05/2015	0.00	01/05/2015	19.32	19,610.65	11.72
01/05/2015	0.00	01/05/2015	21.72	19,588.93	11.72
01/06/2015	0.00	01/06/2015	926.25	18,662.68	14.54
01/13/2015	700.00	01/13/2015	0.00	19,362.68	33.33
01/20/2015	800.00	01/26/2015	46.66	20,116.02	70.23
01/26/2015	0.00	01/26/2015	21.41	20,094.61	70.23
01/26/2015	0.00	01/26/2015	24.17	20,070.44	70.23
01/26/2015	0.00	01/26/2015	33.23	20,037.21	70.23
02/02/2015	0.00	02/02/2015	224.55	19,812.66	90.40
02/17/2015	0.00	02/17/2015	56.99	19,755.67	133.15
02/17/2015	0.00	02/17/2015	33.76	19,721.91	133.15
02/17/2015	0.00	02/17/2015	38.30	19,683.61	133.15
02/17/2015	0.00	02/17/2015	29.04	19,654.57	133.15
02/25/2015	800.00	02/27/2015	2,960.54	17,494.03	161.65
02/28/2015	735.00	03/02/2015	204.59	18,024.44	169.41

03/11/2015	3,200.00	03/11/2015	0.00	21,224.44	192.74
03/16/2015	158.09	03/18/2015	109.36	21,273.17	214.16
03/18/2015	0.00	03/18/2015	271.98	21,001.19	214.16
03/18/2015	0.00	03/18/2015	90.48	20,910.71	214.16
03/18/2015	0.00	03/18/2015	80.10	20,830.61	214.16
03/19/2015	3,200.00	03/19/2015	0.00	24,030.61	217.15
03/31/2015	800.00	03/31/2015	0.00	24,830.61	258.63
03/31/2015	735.00	04/01/2015	926.25	24,639.36	262.31
04/01/2015	0.00	04/01/2015	178.31	24,461.05	262.31
04/13/2015	109.36	04/13/2015	0.00	24,570.41	304.53
04/13/2015	80.10	04/13/2015	0.00	24,650.51	304.53
04/13/2015	90.48	04/13/2015	0.00	24,740.99	304.53
04/13/2015	271.98	04/13/2015	90.48	24,922.49	304.53
04/13/2015	0.00	04/13/2015	109.36	24,813.13	304.53
04/13/2015	0.00	04/13/2015	115.00	24,698.13	304.53
04/13/2015	0.00	04/13/2015	51.71	24,646.42	304.53
04/13/2015	0.00	04/13/2015	80.10	24,566.32	304.53
04/13/2015	0.00	04/13/2015	105.27	24,461.05	304.53
04/16/2015	3,200.00	04/27/2015	28.88	27,632.17	358.85
04/27/2015	0.00	04/27/2015	48.01	27,584.16	358.85
04/27/2015	0.00	04/27/2015	37.07	27,547.09	358.85
04/27/2015	0.00	04/27/2015	30.57	27,516.52	358.85
04/28/2015	0.00	04/28/2015	28.88	27,487.64	362.81
04/30/2015	800.00	04/30/2015	0.00	28,287.64	370.72
04/30/2015	735.00	05/05/2015	169.54	28,853.10	391.59
05/13/2015	0.00	05/13/2015	169.54	28,683.56	424.79
05/15/2015	0.00	05/15/2015	45.00	28,638.56	433.04
05/21/2015	3,200.00	05/28/2015	45.91	31,792.65	489.81
05/28/2015	0.00	05/28/2015	237.53	31,555.12	489.81
05/28/2015	0.00	05/28/2015	30.31	31,524.81	489.81
05/28/2015	0.00	05/28/2015	37.07	31,487.74	489.81
05/28/2015	0.00	05/28/2015	37.19	31,450.55	489.81
05/28/2015	0.00	05/28/2015	206.73	31,243.82	489.81
05/31/2015	735.00	05/31/2015	0.00	31,978.82	503.29
05/31/2015	800.00	05/31/2015	0.00	32,778.82	503.29
06/18/2015	3,200.00	06/22/2015	40.18	35,938.64	608.86
06/22/2015	0.00	06/22/2015	30.95	35,907.69	608.86

06/22/2015	0.00	06/22/2015	28.88	35,878.81	608.86
06/22/2015	0.00	06/22/2015	44.59	35,834.22	608.86
06/30/2015	735.00	06/30/2015	0.00	36,569.22	650.09
07/01/2015	735.00	07/01/2015	0.00	37,304.22	650.09
07/01/2015	735.00	07/01/2015	67.72	37,971.50	650.09
07/05/2015	0.00	07/05/2015	29.97	37,941.53	671.94
07/10/2015	0.00	07/10/2015	22.95	37,918.58	699.23
07/16/2015	0.00	07/16/2015	33.23	37,885.35	731.95
07/16/2015	0.00	07/16/2015	46.66	37,838.69	731.95
07/16/2015	0.00	07/16/2015	24.17	37,814.52	731.95
07/16/2015	0.00	07/16/2015	21.41	37,793.11	731.95
07/23/2015	0.00	07/23/2015	941.25	36,851.86	770.00
07/27/2015	0.00	07/27/2015	90.05	36,761.81	791.21
07/27/2015	0.00	07/27/2015	42.31	36,719.50	791.21
07/27/2015	0.00	07/27/2015	28.96	36,690.54	791.21
07/27/2015	0.00	07/27/2015	31.94	36,658.60	791.21
08/01/2015	735.00	08/01/2015	342.56	37,051.04	817.57
08/03/2015	0.00	08/03/2015	601.02	36,450.02	828.23
08/04/2015	0.00	08/04/2015	3,940.00	32,510.02	833.47
08/05/2015	97.00	08/17/2015	3,063.47	29,543.55	894.43
09/01/2015	0.00	09/01/2015	15.29	29,528.26	958.17
09/04/2015	0.00	09/04/2015	94.14	29,434.12	970.91
09/10/2015	0.00	09/10/2015	58.27	29,375.85	996.31
09/10/2015	0.00	09/10/2015	28.95	29,346.90	996.31
09/10/2015	0.00	09/10/2015	29.03	29,317.87	996.31
09/17/2015	0.00	09/17/2015	327.09	28,990.78	1,025.83
10/01/2015	735.00	10/01/2015	78.11	29,647.67	1,084.21
10/01/2015	0.00	10/01/2015	40.83	29,606.84	1,084.21
10/06/2015	0.00	10/06/2015	49.59	29,557.25	1,105.50
10/06/2015	0.00	10/06/2015	28.95	29,528.30	1,105.50
10/06/2015	0.00	10/06/2015	44.01	29,484.29	1,105.50
10/06/2015	0.00	10/06/2015	48.56	29,435.73	1,105.50
10/09/2015	1,690.00	10/09/2015	941.25	30,184.48	1,118.20
10/13/2015	0.00	10/13/2015	357.78	29,826.70	1,135.57
10/13/2015	0.00	10/13/2015	3,055.27	26,771.43	1,135.57
10/30/2015	76.60	10/30/2015	76.60	26,771.43	1,201.03
11/01/2015	735.00	11/04/2015	32.99	27,473.44	1,220.60

11/04/2015	0.00	11/04/2015	32.99	27,440.45	1,220.60
11/04/2015	0.00	11/04/2015	50.13	27,390.32	1,220.60
11/04/2015	0.00	11/04/2015	120.27	27,270.05	1,220.60
11/09/2015	0.00	11/09/2015	32.42	27,237.63	1,240.22
11/17/2015	0.00	11/17/2015	600.92	26,636.71	1,271.56
11/18/2015	0.00	11/18/2015	273.02	26,363.69	1,275.39
11/18/2015	0.00	11/18/2015	207.42	26,156.27	1,275.39
12/01/2015	735.00	12/02/2015	49.78	26,841.49	1,328.16
12/02/2015	0.00	12/02/2015	31.93	26,809.56	1,328.16
12/02/2015	0.00	12/02/2015	34.07	26,775.49	1,328.16
12/02/2015	0.00	12/02/2015	31.86	26,743.63	1,328.16
12/02/2015	0.00	12/02/2015	31.93	26,711.70	1,328.16
01/01/2016	735.00	01/01/2016	261.96	27,184.74	1,443.43
01/04/2016	0.00	01/04/2016	35.50	27,149.24	1,455.68
01/04/2016	0.00	01/04/2016	33.67	27,115.57	1,455.68
01/05/2016	0.00	01/05/2016	30.63	27,084.94	1,459.76
01/05/2016	0.00	01/05/2016	30.85	27,054.09	1,459.76
01/05/2016	0.00	01/05/2016	54.52	26,999.57	1,459.76
01/11/2016	1,890.00	01/14/2016	3,055.27	25,834.30	1,497.13
01/21/2016	0.00	01/21/2016	941.25	24,893.05	1,524.30
02/01/2016	735.00	02/02/2016	35.17	25,592.88	1,569.30
02/02/2016	0.00	02/02/2016	32.85	25,560.03	1,569.30
02/08/2016	0.00	02/08/2016	52.87	25,507.16	1,592.35
02/08/2016	0.00	02/08/2016	30.38	25,476.78	1,592.35
02/08/2016	0.00	02/08/2016	30.05	25,446.73	1,592.35
02/08/2016	0.00	02/08/2016	234.82	25,211.91	1,592.35
02/11/2016	0.00	02/11/2016	600.92	24,610.99	1,603.71
02/17/2016	0.00	02/17/2016	30.16	24,580.83	1,625.90
02/17/2016	0.00	02/17/2016	31.09	24,549.74	1,625.90
02/17/2016	0.00	02/17/2016	51.22	24,498.52	1,625.90
02/17/2016	0.00	02/17/2016	32.08	24,466.44	1,625.90
02/17/2016	0.00	02/17/2016	34.64	24,431.80	1,625.90
03/01/2016	1,890.00	03/01/2016	0.00	26,321.80	1,673.63
03/01/2016	735.00	03/07/2016	264.18	26,792.62	1,698.03
03/31/2016	0.00	03/31/2016	49.60	26,743.02	1,794.66
03/31/2016	0.00	03/31/2016	33.45	26,709.57	1,794.66
03/31/2016	0.00	03/31/2016	29.73	26,679.84	1,794.66



03/31/2016	0.00	03/31/2016	30.65	26,649.19	1,794.66
03/31/2016	0.00	03/31/2016	31.79	26,617.40	1,794.66
04/01/2016	1,890.00	04/01/2016	0.00	28,507.40	1,798.66
04/11/2016	735.00	04/11/2016	251.67	28,990.73	1,841.50
04/12/2016	1,543.00	04/20/2016	941.25	29,592.48	1,882.56
04/20/2016	0.00	04/20/2016	23.10	29,569.38	1,882.56
04/20/2016	0.00	04/20/2016	25.03	29,544.35	1,882.56
04/20/2016	0.00	04/20/2016	31.04	29,513.31	1,882.56
04/20/2016	0.00	04/20/2016	17.22	29,496.09	1,882.56
05/01/2016	735.00	05/01/2016	0.00	30,231.09	1,931.32
05/01/2016	1,890.00	05/04/2016	600.92	31,520.17	1,945.80
05/09/2016	0.00	05/09/2016	243.77	31,276.40	1,969.48
06/01/2016	735.00	06/01/2016	0.00	32,011.40	2,077.58
06/01/2016	1,890.00	06/02/2016	31.48	33,869.92	2,082.67
06/06/2016	0.00	06/06/2016	264.18	33,605.74	2,103.03
07/01/2016	1,890.00	07/01/2016	31.95	35,463.79	2,229.28
07/01/2016	0.00	07/01/2016	26.71	35,437.08	2,229.28
07/01/2016	0.00	07/01/2016	30.24	35,406.84	2,229.28
07/11/2016	0.00	07/11/2016	253.31	35,153.53	2,282.49
07/18/2016	735.00	07/20/2016	942.54	34,945.99	2,330.26
07/24/2016	0.00	07/24/2016	601.02	34,344.97	2,351.26
07/26/2016	0.00	07/26/2016	4,705.00	29,639.97	2,361.58
07/28/2016	515.00	07/28/2016	0.00	30,154.97	2,370.49
08/01/2016	1,890.00	08/01/2016	0.00	32,044.97	2,388.62
08/01/2016	735.00	08/02/2016	40.88	32,739.09	2,393.54
08/02/2016	0.00	08/02/2016	32.85	32,706.24	2,393.54
08/02/2016	0.00	08/02/2016	46.20	32,660.04	2,393.54
08/08/2016	0.00	08/08/2016	270.43	32,389.61	2,422.99
08/30/2016	3,234.00	08/30/2016	0.00	35,623.61	2,530.07
09/01/2016	515.00	09/01/2016	32.70	36,105.91	2,540.78
09/01/2016	0.00	09/01/2016	45.36	36,060.55	2,540.78
09/01/2016	0.00	09/01/2016	54.84	36,005.71	2,540.78
09/12/2016	0.00	09/12/2016	230.65	35,775.06	2,600.30
09/28/2016	1,064.00	09/28/2016	0.00	36,839.06	2,686.31
09/30/2016	1,890.00	09/30/2016	0.00	38,729.06	2,697.39
09/30/2016	735.00	09/30/2016	0.00	39,464.06	2,697.39
10/01/2016	1,890.00	10/01/2016	0.00	41,354.06	2,703.32

10/01/2016	735.00	10/01/2016	0.00	42,089.06	2,703.32
10/01/2016	515.00	10/03/2016	46.54	42,557.52	2,716.12
10/03/2016	0.00	10/03/2016	38.70	42,518.82	2,716.12
10/03/2016	0.00	10/03/2016	32.63	42,486.19	2,716.12
10/07/2016	0.00	10/07/2016	238.55	42,247.64	2,741.66
10/20/2016	0.00	10/20/2016	28.91	42,218.73	2,824.19
10/20/2016	0.00	10/20/2016	942.54	41,276.19	2,824.19
10/20/2016	0.00	10/20/2016	25.03	41,251.16	2,824.19
10/26/2016	2,205.00	10/26/2016	601.02	42,855.14	2,861.38
11/01/2016	0.00	11/01/2016	48.11	42,807.03	2,900.02
11/07/2016	0.00	11/07/2016	277.20	42,529.83	2,938.62
11/15/2016	0.00	11/15/2016	271.08	42,258.75	2,989.75
11/22/2016	1,064.00	11/22/2016	0.00	43,322.75	3,034.20
11/22/2016	515.00	11/22/2016	0.00	43,837.75	3,034.20
11/22/2016	500.00	11/22/2016	0.00	44,337.75	3,034.20
11/22/2016	1,890.00	11/22/2016	0.00	46,227.75	3,034.20
12/01/2016	1,064.00	12/01/2016	0.00	47,291.75	3,096.72
12/01/2016	515.00	12/01/2016	0.00	47,806.75	3,096.72
12/01/2016	2,160.00	12/01/2016	0.00	49,966.75	3,096.72
12/02/2016	3,165.97	12/02/2016	46.99	53,085.73	3,104.23
12/12/2016	0.00	12/12/2016	251.08	52,834.65	3,184.01
12/30/2016	0.00	12/30/2016	53.16	52,781.49	3,326.92
01/01/2017	1,064.00	01/01/2017	0.00	53,845.49	3,342.78
01/01/2017	1,252.50	01/01/2017	0.00	55,097.99	3,342.78
01/01/2017	2,160.00	01/01/2017	0.00	57,257.99	3,342.78
01/01/2017	515.00	01/01/2017	0.00	57,772.99	3,342.78
01/01/2017	250.00	01/04/2017	51.07	57,971.92	3,370.20
01/06/2017	0.00	01/06/2017	277.08	57,694.84	3,388.47
01/09/2017	0.00	01/09/2017	245.11	57,449.73	3,415.74
01/10/2017	0.00	01/10/2017	3,061.38	54,388.35	3,424.79
01/20/2017	0.00	01/20/2017	942.54	53,445.81	3,510.47
01/23/2017	0.00	01/23/2017	161.32	53,284.49	3,535.73
02/01/2017	515.00	02/01/2017	0.00	53,799.49	3,611.27
02/01/2017	1,064.00	02/01/2017	0.00	54,863.49	3,611.27
02/01/2017	1,102.50	02/01/2017	0.00	55,965.99	3,611.27
02/01/2017	2,160.00	02/01/2017	0.00	58,125.99	3,611.27
02/01/2017	135.00	02/01/2017	0.00	58,260.99	3,611.27

02/01/2017	250.00	02/02/2017	54.29	58,456.70	3,620.49
02/02/2017	0.00	02/02/2017	50.39	58,406.31	3,620.49
02/06/2017	0.00	02/06/2017	239.60	58,166.71	3,657.29
02/07/2017	0.00	02/07/2017	277.08	57,889.63	3,666.46
02/13/2017	616.00	02/15/2017	600.82	57,904.81	3,739.61
02/21/2017	0.00	02/21/2017	94.84	57,809.97	3,794.34
03/03/2017	0.00	03/03/2017	46.76	57,763.21	3,885.41
03/03/2017	0.00	03/03/2017	52.06	57,711.15	3,885.41
03/06/2017	515.00	03/06/2017	0.00	58,226.15	3,912.69
03/07/2017	1,064.00	03/07/2017	0.00	59,290.15	3,921.86
03/07/2017	250.00	03/07/2017	0.00	59,540.15	3,921.86
03/07/2017	2,160.00	03/07/2017	0.00	61,700.15	3,921.86
03/07/2017	1,102.50	03/07/2017	219.43	62,583.22	3,921.86
03/08/2017	0.00	03/08/2017	277.08	62,306.14	3,931.72
03/10/2017	3,123.00	03/12/2017	3,061.38	62,367.76	3,971.96
03/13/2017	0.00	03/13/2017	286.70	62,081.06	3,981.79
03/27/2017	0.00	03/27/2017	59.68	62,021.38	4,118.71
03/31/2017	0.00	03/31/2017	44.18	61,977.20	4,157.79
04/01/2017	515.00	04/01/2017	0.00	62,492.20	4,167.55
04/01/2017	250.00	04/01/2017	0.00	62,742.20	4,167.55
04/01/2017	1,102.50	04/01/2017	0.00	63,844.70	4,167.55
04/01/2017	616.00	04/01/2017	0.00	64,460.70	4,167.55
04/01/2017	1,064.00	04/01/2017	0.00	65,524.70	4,167.55
04/01/2017	2,160.00	04/01/2017	0.00	67,684.70	4,167.55
04/03/2017	25.46	04/05/2017	277.08	67,433.08	4,210.21
04/10/2017	0.00	04/10/2017	258.08	67,175.00	4,263.32
04/19/2017	0.00	04/19/2017	600.92	66,574.08	4,358.57
04/20/2017	0.00	04/20/2017	942.54	65,631.54	4,369.05
04/24/2017	0.00	04/24/2017	33.41	65,598.13	4,410.41
05/01/2017	1,102.50	05/01/2017	0.00	66,700.63	4,482.75
05/01/2017	340.00	05/01/2017	0.00	67,040.63	4,482.75
05/01/2017	480.00	05/01/2017	0.00	67,520.63	4,482.75
05/01/2017	2,160.00	05/01/2017	0.00	69,680.63	4,482.75
05/01/2017	310.00	05/01/2017	0.00	69,990.63	4,482.75
05/01/2017	616.00	05/01/2017	0.00	70,606.63	4,482.75
05/01/2017	1,064.00	05/02/2017	52.21	71,618.42	4,494.04
05/02/2017	0.00	05/02/2017	52.21	71,566.21	4,494.04

05/02/2017	0.00	05/02/2017	41.19	71,525.02	4,494.04
05/04/2017	0.00	05/04/2017	277.08	71,247.94	4,516.57
05/04/2017	0.00	05/04/2017	277.08	70,970.86	4,516.57
05/08/2017	0.00	05/08/2017	237.78	70,733.08	4,561.30
05/27/2017	0.00	05/27/2017	27.13	70,705.95	4,773.01
05/31/2017	0.00	05/31/2017	49.89	70,656.06	4,817.56
05/31/2017	0.00	05/31/2017	45.24	70,610.82	4,817.56
05/31/2017	0.00	05/31/2017	39.17	70,571.65	4,817.56
06/01/2017	1,064.00	06/01/2017	0.00	71,635.65	4,828.68
06/01/2017	480.00	06/01/2017	0.00	72,115.65	4,828.68
06/01/2017	616.00	06/01/2017	0.00	72,731.65	4,828.68
06/01/2017	310.00	06/01/2017	0.00	73,041.65	4,828.68
06/01/2017	1,102.50	06/01/2017	0.00	74,144.15	4,828.68
06/01/2017	2,160.00	06/01/2017	0.00	76,304.15	4,828.68
06/01/2017	340.00	06/04/2017	277.08	76,367.07	4,864.90
06/05/2017	0.00	06/05/2017	280.07	76,087.00	4,876.93
06/22/2017	0.00	06/22/2017	54.26	76,032.74	5,080.70
06/27/2017	0.00	06/27/2017	79.52	75,953.22	5,140.59
07/01/2017	616.00	07/01/2017	0.00	76,569.22	5,188.45
07/01/2017	480.00	07/01/2017	0.00	77,049.22	5,188.45
07/01/2017	310.00	07/01/2017	0.00	77,359.22	5,188.45
07/01/2017	340.00	07/01/2017	0.00	77,699.22	5,188.45
07/01/2017	1,102.50	07/01/2017	0.00	78,801.72	5,188.45
07/01/2017	2,160.00	07/01/2017	0.00	80,961.72	5,188.45
07/01/2017	1,064.00	07/03/2017	50.33	81,975.39	5,216.54
07/06/2017	0.00	07/06/2017	108.58	81,866.81	5,258.65
07/10/2017	0.00	07/10/2017	268.35	81,598.46	5,314.73
07/21/2017	0.00	07/21/2017	1,384.22	80,214.24	5,468.42
07/24/2017	0.00	07/24/2017	601.01	79,613.23	5,509.63
08/01/2017	480.00	08/01/2017	0.00	80,093.23	5,618.69
08/01/2017	2,160.00	08/01/2017	0.00	82,253.23	5,618.69
08/01/2017	1,064.00	08/01/2017	0.00	83,317.23	5,618.69
08/01/2017	1,102.50	08/01/2017	0.00	84,419.73	5,618.69
08/01/2017	310.00	08/01/2017	0.00	84,729.73	5,618.69
08/01/2017	616.00	08/01/2017	277.08	85,068.65	5,618.69
08/02/2017	0.00	08/02/2017	152.63	84,916.02	5,633.25
08/02/2017	0.00	08/02/2017	50.68	84,865.34	5,633.25

08/04/2017	340.00	08/07/2017	307.79	84,897.55	5,706.09
08/20/2017	0.00	08/20/2017	16.89	84,880.66	5,895.07
08/29/2017	0.00	08/29/2017	3,142.77	81,737.89	6,025.88
08/30/2017	0.00	08/30/2017	230.08	81,507.81	6,039.88
08/31/2017	0.00	08/31/2017	49.52	81,458.29	6,053.83
09/01/2017	310.00	09/01/2017	0.00	81,768.29	6,067.78
09/01/2017	1,064.00	09/01/2017	0.00	82,832.29	6,067.78
09/01/2017	340.00	09/01/2017	0.00	83,172.29	6,067.78
09/01/2017	616.00	09/01/2017	0.00	83,788.29	6,067.78
09/01/2017	1,064.00	09/01/2017	0.00	84,852.29	6,067.78
09/01/2017	1,102.50	09/01/2017	0.00	85,954.79	6,067.78
09/01/2017	2,160.00	09/01/2017	0.00	88,114.79	6,067.78
09/01/2017	2,160.00	09/01/2017	0.00	90,274.79	6,067.78
09/01/2017	1,102.50	09/01/2017	0.00	91,377.29	6,067.78
09/01/2017	616.00	09/01/2017	0.00	91,993.29	6,067.78
09/01/2017	480.00	09/01/2017	0.00	92,473.29	6,067.78
09/01/2017	340.00	09/01/2017	0.00	92,813.29	6,067.78
09/01/2017	310.00	09/01/2017	277.08	92,846.21	6,067.78
09/11/2017	0.00	09/11/2017	251.35	92,594.86	6,226.77
09/29/2017	480.00	09/29/2017	0.00	93,074.86	6,512.16
10/01/2017	340.00	10/01/2017	0.00	93,414.86	6,544.04
10/01/2017	528.00	10/01/2017	0.00	93,942.86	6,544.04
10/01/2017	616.00	10/01/2017	0.00	94,558.86	6,544.04
10/01/2017	310.00	10/01/2017	0.00	94,868.86	6,544.04
10/01/2017	2,160.00	10/01/2017	0.00	97,028.86	6,544.04
10/01/2017	1,102.50	10/01/2017	0.00	98,131.36	6,544.04
10/01/2017	1,064.00	10/01/2017	277.08	98,918.28	6,544.04
10/03/2017	0.00	10/03/2017	53.72	98,864.56	6,577.91
10/06/2017	0.00	10/06/2017	208.29	98,656.27	6,628.70
10/06/2017	0.00	10/06/2017	264.92	98,391.35	6,628.70
10/21/2017	0.00	10/21/2017	1,391.64	96,999.71	6,881.42
10/30/2017	0.00	10/30/2017	136.88	96,862.83	7,030.90
10/31/2017	0.00	10/31/2017	51.38	96,811.45	7,047.49
11/01/2017	2,185.00	11/01/2017	0.00	98,996.45	7,064.07
11/01/2017	1,286.00	11/01/2017	0.00	100,282.45	7,064.07
11/01/2017	310.00	11/01/2017	0.00	100,592.45	7,064.07
11/01/2017	1,102.50	11/01/2017	0.00	101,694.95	7,064.07

11/01/2017	616.00	11/01/2017	0.00	102,310.95	7,064.07
11/01/2017	340.00	11/02/2017	600.92	102,050.03	7,081.64
11/04/2017	0.00	11/04/2017	277.12	101,772.91	7,116.59
11/06/2017	0.00	11/06/2017	237.78	101,535.13	7,151.44
11/29/2017	480.00	11/29/2017	0.00	102,015.13	7,551.33
11/29/2017	528.00	11/30/2017	106.40	102,436.73	7,568.88
12/01/2017	616.00	12/01/2017	0.00	103,052.73	7,586.43
12/01/2017	1,102.50	12/01/2017	0.00	104,155.23	7,586.43
12/01/2017	14,880.00	12/01/2017	0.00	119,035.23	7,586.43
12/01/2017	340.00	12/01/2017	0.00	119,375.23	7,586.43
12/01/2017	1,286.00	12/01/2017	0.00	120,661.23	7,586.43
12/01/2017	2,185.00	12/01/2017	0.00	122,846.23	7,586.43
12/01/2017	14,880.00	12/01/2017	0.00	137,726.23	7,586.43
12/01/2017	340.00	12/01/2017	52.85	138,013.38	7,586.43
12/04/2017	0.00	12/04/2017	308.83	137,704.55	7,657.32
12/04/2017	0.00	12/04/2017	271.51	137,433.04	7,657.32
01/01/2018	340.00	01/01/2018	0.00	137,773.04	8,316.25
01/01/2018	616.00	01/01/2018	0.00	138,389.04	8,316.25
01/01/2018	2,455.00	01/01/2018	0.00	140,844.04	8,316.25
01/01/2018	1,286.00	01/01/2018	0.00	142,130.04	8,316.25
01/01/2018	480.00	01/02/2018	95.02	142,515.02	8,341.64
01/03/2018	0.00	01/03/2018	56.00	142,459.02	8,367.02
01/08/2018	0.00	01/08/2018	237.65	142,221.37	8,493.87
01/21/2018	0.00	01/21/2018	1,391.64	140,829.73	8,823.12
01/30/2018	0.00	01/30/2018	600.92	140,228.81	9,048.84
02/01/2018	480.00	02/01/2018	0.00	140,708.81	9,098.78
02/01/2018	1,286.00	02/01/2018	0.00	141,994.81	9,098.78
02/01/2018	2,465.00	02/01/2018	0.00	144,459.81	9,098.78
02/01/2018	616.00	02/01/2018	0.00	145,075.81	9,098.78
02/01/2018	340.00	02/01/2018	59.13	145,356.68	9,098.78
02/01/2018	0.00	02/01/2018	80.75	145,275.93	9,098.78
02/05/2018	0.00	02/05/2018	275.41	145,000.52	9,202.27
02/21/2018	0.00	02/21/2018	923.49	144,077.03	9,615.42
03/01/2018	340.00	03/01/2018	0.00	144,417.03	9,820.68
03/01/2018	2,430.00	03/01/2018	0.00	146,847.03	9,820.68
03/01/2018	1,286.00	03/01/2018	0.00	148,133.03	9,820.68
03/01/2018	340.00	03/01/2018	0.00	148,473.03	9,820.68

03/01/2018	528.00	03/01/2018	0.00	149,001.03	9,820.68
03/01/2018	528.00	03/01/2018	0.00	149,529.03	9,820.68
03/01/2018	2,430.00	03/01/2018	0.00	151,959.03	9,820.68
03/01/2018	1,286.00	03/02/2018	56.16	153,188.87	9,847.97
03/02/2018	0.00	03/02/2018	74.86	153,114.01	9,847.97
03/12/2018	0.00	03/12/2018	258.93	152,855.08	10,120.64
03/14/2018	0.00	03/14/2018	3,140.98	149,714.10	10,175.08
03/30/2018	0.00	03/30/2018	54.05	149,660.05	10,601.66
03/30/2018	0.00	03/30/2018	75.13	149,584.92	10,601.66
04/01/2018	340.00	04/01/2018	0.00	149,924.92	10,654.94
04/01/2018	480.00	04/01/2018	0.00	150,404.92	10,654.94
04/01/2018	1,236.00	04/01/2018	0.00	151,640.92	10,654.94
04/01/2018	616.00	04/04/2018	309.83	151,947.09	10,736.28
04/09/2018	0.00	04/09/2018	244.92	151,702.17	10,871.58
04/21/2018	0.00	04/21/2018	1,391.64	150,310.53	11,195.76
04/30/2018	2,430.00	04/30/2018	0.00	152,740.53	11,436.67
04/30/2018	2,430.00	04/30/2018	0.00	155,170.53	11,436.67
04/30/2018	2,430.00	04/30/2018	0.00	157,600.53	11,436.67
07/01/2018	0.00	07/01/2018	0.00	157,600.53	13,176.75
09/01/2018	616.00	09/01/2018	0.00	158,216.53	15,050.69
09/01/2018	60.00	09/01/2018	0.00	158,276.53	15,050.69
09/01/2018	20.00	09/01/2018	0.00	158,296.53	15,050.69
09/01/2018	480.00	09/01/2018	0.00	158,776.53	15,050.69
09/01/2018	1,236.00	09/01/2018	0.00	160,012.53	15,050.69
09/01/2018	2,430.00	09/01/2018	0.00	162,442.53	15,050.69
09/01/2018	340.00	09/01/2018	49.42	162,733.11	15,050.69
09/06/2018	0.00	09/06/2018	309.83	162,423.28	15,206.73
09/10/2018	0.00	09/10/2018	237.92	162,185.36	15,331.33
10/01/2018	2,430.00	10/01/2018	0.00	164,615.36	15,984.52
10/01/2018	20.00	10/01/2018	0.00	164,635.36	15,984.52
10/01/2018	70.00	10/01/2018	0.00	164,705.36	15,984.52
10/01/2018	480.00	10/01/2018	0.00	165,185.36	15,984.52
10/01/2018	616.00	10/01/2018	0.00	165,801.36	15,984.52
10/01/2018	1,236.00	10/01/2018	0.00	167,037.36	15,984.52
10/01/2018	340.00	10/06/2018	309.83	167,067.53	16,145.02
10/20/2018	0.00	10/20/2018	1,421.19	165,646.34	16,593.58
11/01/2018	616.00	11/01/2018	0.00	166,262.34	16,974.79

11/01/2018	340.00	11/01/2018	0.00	166,602.34	16,974.79
11/01/2018	30.00	11/01/2018	0.00	166,632.34	16,974.79
11/01/2018	480.00	11/01/2018	0.00	167,112.34	16,974.79
11/01/2018	2,430.00	11/01/2018	0.00	169,542.34	16,974.79
11/01/2018	1,236.00	11/01/2018	0.00	170,778.34	16,974.79
11/01/2018	20.00	11/06/2018	309.87	170,488.47	17,138.57
12/01/2018	1,236.00	12/01/2018	0.00	171,724.47	17,955.98
12/01/2018	500.00	12/01/2018	0.00	172,224.47	17,955.98
12/01/2018	2,430.00	12/01/2018	0.00	174,654.47	17,955.98
12/01/2018	1,236.00	12/01/2018	0.00	175,890.47	17,955.98
12/01/2018	616.00	12/04/2018	50.49	176,455.98	18,057.54
12/06/2018	0.00	12/06/2018	269.38	176,186.60	18,125.22
01/01/2019	0.00	01/01/2019	450.50	175,736.10	19,003.74
01/01/2019	0.00	01/01/2019	450.50	175,285.60	19,003.74
01/02/2019	0.00	01/02/2019	56.03	175,229.57	19,039.75
01/07/2019	0.00	01/07/2019	234.40	174,995.17	19,219.78
01/31/2019	0.00	01/31/2019	1,421.19	173,573.98	20,082.77
01/31/2019	0.00	01/31/2019	57.36	173,516.62	20,082.77
02/01/2019	616.00	02/01/2019	0.00	174,132.62	20,118.43
02/01/2019	1,236.00	02/01/2019	0.00	175,368.62	20,118.43
02/01/2019	2,565.00	02/01/2019	0.00	177,933.62	20,118.43
02/01/2019	500.00	02/01/2019	450.50	177,983.12	20,118.43
02/01/2019	0.00	02/01/2019	450.50	177,532.62	20,118.43
02/11/2019	0.00	02/11/2019	276.99	177,255.63	20,483.22
02/11/2019	0.00	02/11/2019	660.63	176,595.00	20,483.22
03/01/2019	2,565.00	03/01/2019	0.00	179,160.00	21,136.38
03/01/2019	500.00	03/01/2019	0.00	179,660.00	21,136.38
03/01/2019	616.00	03/01/2019	0.00	180,276.00	21,136.38
03/01/2019	1,236.00	03/01/2019	0.00	181,512.00	21,136.38
03/01/2019	1,496.25	03/01/2019	450.50	182,557.75	21,136.38
03/01/2019	0.00	03/01/2019	450.50	182,107.25	21,136.38
03/04/2019	0.00	03/04/2019	52.53	182,054.72	21,248.64
03/11/2019	0.00	03/11/2019	250.80	181,803.92	21,510.50
03/14/2019	0.00	03/14/2019	7,398.77	174,405.15	21,622.57
04/01/2019	500.00	04/01/2019	0.00	174,905.15	22,267.63
04/01/2019	616.00	04/01/2019	0.00	175,521.15	22,267.63
04/01/2019	1,236.00	04/01/2019	0.00	176,757.15	22,267.63



04/01/2019	2,565.00	04/01/2019	0.00	179,322.15	22,267.63
04/01/2019	1,496.25	04/01/2019	450.50	180,367.90	22,267.63
04/01/2019	0.00	04/01/2019	51.61	180,316.29	22,267.63
04/01/2019	0.00	04/01/2019	450.50	179,865.79	22,267.63
04/08/2019	0.00	04/08/2019	263.07	179,602.72	22,526.34
04/20/2019	0.00	04/20/2019	1,421.19	178,181.53	22,969.20
05/01/2019	1,236.00	05/01/2019	0.00	179,417.53	23,371.94
05/01/2019	2,565.00	05/01/2019	0.00	181,982.53	23,371.94
05/01/2019	1,496.25	05/01/2019	0.00	183,478.78	23,371.94
05/01/2019	616.00	05/01/2019	0.00	184,094.78	23,371.94
05/01/2019	550.00	05/01/2019	660.63	183,984.15	23,371.94
05/01/2019	0.00	05/01/2019	450.50	183,533.65	23,371.94
05/01/2019	0.00	05/01/2019	52.32	183,481.33	23,371.94
05/01/2019	0.00	05/01/2019	450.50	183,030.83	23,371.94
05/06/2019	0.00	05/06/2019	231.31	182,799.52	23,559.98
05/30/2019	0.00	05/30/2019	7,306.51	175,493.01	24,461.46
06/01/2019	1,496.25	06/01/2019	0.00	176,989.26	24,533.58
06/01/2019	1,236.00	06/01/2019	0.00	178,225.26	24,533.58
06/01/2019	2,565.00	06/01/2019	0.00	180,790.26	24,533.58
06/01/2019	500.00	06/01/2019	450.50	180,839.76	24,533.58
06/01/2019	0.00	06/01/2019	450.50	180,389.26	24,533.58
06/03/2019	0.00	06/03/2019	51.05	180,338.21	24,607.71
06/10/2019	0.00	06/10/2019	238.35	180,099.86	24,867.10
07/01/2019	1,496.25	07/01/2019	0.00	181,596.11	25,644.25
07/01/2019	1,236.00	07/01/2019	0.00	182,832.11	25,644.25
07/01/2019	2,565.00	07/01/2019	450.50	184,946.61	25,644.25
07/01/2019	0.00	07/01/2019	450.50	184,496.11	25,644.25
07/02/2019	0.00	07/02/2019	51.49	184,444.62	25,682.16
07/08/2019	0.00	07/08/2019	245.39	184,199.23	25,909.55
07/09/2019	500.00	07/20/2019	1,456.97	183,242.26	26,364.87
07/24/2019	0.00	07/24/2019	677.03	182,565.23	26,515.48
08/01/2019	1,496.25	08/01/2019	0.00	184,061.48	26,815.59
08/01/2019	1,740.00	08/01/2019	0.00	185,801.48	26,815.59
08/01/2019	500.00	08/01/2019	0.00	186,301.48	26,815.59
08/01/2019	2,565.00	08/01/2019	49.73	188,816.75	26,815.59
08/01/2019	0.00	08/01/2019	450.50	188,366.25	26,815.59
08/01/2019	0.00	08/01/2019	450.50	187,915.75	26,815.59

08/12/2019	0.00	08/12/2019	27.10	187,888.65	27,240.33
08/20/2019	0.00	08/20/2019	76.22	187,812.43	27,549.19
08/20/2019	0.00	08/20/2019	3,506.91	184,305.52	27,549.19
09/01/2019	1,496.50	09/01/2019	0.00	185,802.02	28,003.64
09/01/2019	567.50	09/01/2019	0.00	186,369.52	28,003.64
09/01/2019	1,074.50	09/01/2019	0.00	187,444.02	28,003.64
09/01/2019	2,565.00	09/01/2019	0.00	190,009.02	28,003.64
09/01/2019	1,292.00	09/01/2019	450.50	190,850.52	28,003.64
09/01/2019	0.00	09/01/2019	450.50	190,400.02	28,003.64
09/03/2019	0.00	09/03/2019	50.72	190,349.30	28,081.89
09/09/2019	0.00	09/09/2019	236.55	190,112.75	28,316.57
10/01/2019	1,496.50	10/01/2019	48.71	191,560.54	29,175.98
10/03/2019	2,565.00	10/03/2019	0.00	194,125.54	29,254.70
10/03/2019	1,292.00	10/03/2019	0.00	195,417.54	29,254.70
10/03/2019	567.50	10/05/2019	244.97	195,740.07	29,335.24
10/08/2019	654.50	11/01/2019	48.79	196,345.78	30,424.43
11/05/2019	0.00	11/05/2019	239.68	196,106.10	30,585.81
11/06/2019	2,150.75	11/06/2019	0.00	198,256.85	30,626.10
11/06/2019	567.50	11/06/2019	0.00	198,824.35	30,626.10
11/06/2019	1,292.00	11/06/2019	0.00	200,116.35	30,626.10
11/06/2019	2,565.00	11/06/2019	0.00	202,681.35	30,626.10
12/01/2019	2,150.75	12/01/2019	0.00	204,832.10	31,667.27
12/01/2019	1,292.00	12/01/2019	0.00	206,124.10	31,667.27
12/01/2019	2,565.00	12/01/2019	0.00	208,689.10	31,667.27
01/01/2020	0.00	01/01/2020	0.00	208,689.10	32,996.60
01/02/2020	567.50	01/02/2020	0.00	209,256.60	33,035.08
01/02/2020	1,292.00	01/02/2020	0.00	210,548.60	33,035.08
01/02/2020	2,700.00	01/02/2020	0.00	213,248.60	33,035.08
01/02/2020	681.00	01/02/2020	0.00	213,929.60	33,035.08
01/02/2020	2,150.75	01/02/2020	0.00	216,080.35	33,035.08
02/01/2020	2,150.75	02/01/2020	0.00	218,231.10	34,230.61
02/01/2020	1,292.00	02/01/2020	0.00	219,523.10	34,230.61
02/01/2020	2,700.00	02/01/2020	0.00	222,223.10	34,230.61
03/01/2020	567.50	03/01/2020	0.00	222,790.60	35,419.14
03/01/2020	2,150.75	03/01/2020	0.00	224,941.35	35,419.14
03/01/2020	2,700.00	03/01/2020	0.00	227,641.35	35,419.14
03/01/2020	1,292.00	03/01/2020	0.00	228,933.35	35,419.14

04/01/2020	2,150.75	04/01/2020	0.00	231,084.10	36,728.00
04/01/2020	1,292.00	04/01/2020	0.00	232,376.10	36,728.00
04/01/2020	2,700.00	04/01/2020	0.00	235,076.10	36,728.00
04/09/2020	567.50	04/09/2020	0.00	235,643.60	37,074.83
04/17/2020	567.50	04/17/2020	0.00	236,211.10	37,422.50
05/01/2020	1,935.68	05/01/2020	0.00	238,146.78	38,032.39
05/22/2020	562.50	05/22/2020	0.00	238,709.28	38,954.72
05/22/2020	220.00	05/22/2020	0.00	238,929.28	38,954.72
06/01/2020	1,292.00	06/01/2020	0.00	240,221.28	39,395.37
06/01/2020	1,935.68	06/01/2020	0.00	242,156.96	39,395.37
06/10/2020	601.40	06/10/2020	0.00	242,758.36	39,797.31
06/10/2020	90.00	06/10/2020	0.00	242,848.36	39,797.31
07/01/2020	2,700.00	07/01/2020	0.00	245,548.36	40,737.85
07/01/2020	1,292.00	07/01/2020	0.00	246,840.36	40,737.85
07/01/2020	1,935.68	07/01/2020	0.00	248,776.04	40,737.85
08/01/2020	1,935.68	08/01/2020	0.00	250,711.72	41,844.09
08/01/2020	601.40	08/01/2020	0.00	251,313.12	41,844.09
08/01/2020	2,700.00	08/01/2020	0.00	254,013.12	41,844.09
08/01/2020	1,292.00	08/01/2020	0.00	255,305.12	41,844.09
09/01/2020	2,700.00	09/01/2020	0.00	258,005.12	42,979.36
09/01/2020	601.40	09/01/2020	0.00	258,606.52	42,979.36
09/01/2020	1,935.68	09/01/2020	0.00	260,542.20	42,979.36
09/01/2020	1,292.00	09/01/2020	0.00	261,834.20	42,979.36
10/01/2020	1,935.68	10/01/2020	0.00	263,769.88	44,106.11
10/01/2020	1,292.00	10/01/2020	0.00	265,061.88	44,106.11
10/01/2020	2,700.00	10/01/2020	0.00	267,761.88	44,106.11
10/01/2020	601.40	10/01/2020	0.00	268,363.28	44,106.11
11/01/2020	1,935.68	11/01/2020	0.00	270,298.96	45,299.44
11/01/2020	601.40	11/01/2020	0.00	270,900.36	45,299.44
11/01/2020	2,700.00	11/01/2020	0.00	273,600.36	45,299.44
11/19/2020	760.00	11/19/2020	0.00	274,360.36	46,005.87
12/01/2020	2,700.00	12/01/2020	0.00	277,060.36	46,478.13
12/01/2020	601.40	12/01/2020	0.00	277,661.76	46,478.13
12/01/2020	1,368.00	12/01/2020	0.00	279,029.76	46,478.13
12/01/2020	1,935.64	12/01/2020	0.00	280,965.40	46,478.13
01/01/2021	0.00	01/01/2021	0.00	280,965.40	47,727.51
01/14/2021	1,442.50	01/14/2021	0.00	282,407.90	48,252.87

01/14/2021	1,368.00	01/14/2021	0.00	283,775.90	48,252.87
01/14/2021	2,400.00	01/14/2021	0.00	286,175.90	48,252.87
01/14/2021	601.40	01/14/2021	0.00	286,777.30	48,252.87
01/29/2021	2,700.00	01/29/2021	0.00	289,477.30	48,871.60
02/06/2021	1,317.00	02/06/2021	0.00	290,794.30	49,204.70
02/06/2021	2,400.00	02/06/2021	0.00	293,194.30	49,204.70
02/09/2021	601.40	02/09/2021	0.00	293,795.70	49,331.22
02/09/2021	1,442.50	02/09/2021	0.00	295,238.20	49,331.22
02/09/2021	117.60	02/09/2021	0.00	295,355.80	49,331.22
07/01/2021	0.00	07/01/2021	0.00	295,355.80	55,363.76
01/01/2022	0.00	01/01/2022	0.00	295,355.80	63,180.57
07/01/2022	0.00	07/01/2022	0.00	295,355.80	70,869.94
01/01/2023	0.00	01/01/2023	0.00	295,355.80	80,920.13
06/20/2023	0.00	06/20/2023	0.00	295,355.80	93,988.61
<hr/>					
Totals	432,958.74		137,602.94	295,355.80	93,988.61

\* Indicates a payment due is designated as child support.

**Notes:**

Payments are applied to oldest unpaid balance.  
 Interest and penalties are calculated using number of days past due.  
 Payments apply to principal amounts only.  
 Interest is not compounded, but accrued only.  
 Penalties calculated on past due child support amounts per NRS 125B.095.

**Interest Rates Used by Program:**

7.00%	from Jan 1960 to Jun 1979		8.00%	from Jul 1979 to Jun 1981
12.00%	from Jul 1981 to Jun 1987		10.25%	from Jul 1987 to Dec 1987
10.75%	from Jan 1988 to Jun 1988		11.00%	from Jul 1988 to Dec 1988
12.50%	from Jan 1989 to Jun 1989		13.00%	from Jul 1989 to Dec 1989
12.50%	from Jan 1990 to Jun 1990		12.00%	from Jul 1990 to Jun 1991
10.50%	from Jul 1991 to Dec 1991		8.50%	from Jan 1992 to Dec 1992
8.00%	from Jan 1993 to Jun 1994		9.25%	from Jul 1994 to Dec 1994
10.50%	from Jan 1995 to Jun 1995		11.00%	from Jul 1995 to Dec 1995
10.50%	from Jan 1996 to Jun 1996		10.25%	from Jul 1996 to Jun 1997
10.50%	from Jul 1997 to Dec 1998		9.75%	from Jan 1999 to Dec 1999
10.25%	from Jan 2000 to Jun 2000		11.50%	from Jul 2000 to Jun 2001
8.75%	from Jul 2001 to Dec 2001		6.75%	from Jan 2002 to Dec 2002
6.25%	from Jan 2003 to Jun 2003		6.00%	from Jul 2003 to Dec 2003
6.00%	from Jan 2004 to Jun 2004		6.25%	from Jul 2004 to Dec 2004
7.25%	from Jan 2005 to Jun 2005		8.25%	from Jul 2005 to Dec 2005
9.25%	from Jan 2006 to Jun 2006		10.25%	from Jul 2006 to Dec 2007
9.25%	from Jan 2008 to Jun 2008		7.00%	from Jul 2008 to Dec 2008
5.25%	from Jan 2009 to Dec 2012		5.25%	from Jan 2013 to Jun 2013
5.25%	from Jul 2013 to Dec 2013		5.25%	from Jan 2014 to Jun 2014
5.25%	from Jul 2014 to Dec 2014		5.25%	from Jan 2015 to Jun 2015
5.25%	from Jul 2015 to Dec 2015		5.50%	from Jan 2016 to Jun 2016
5.50%	from Jul 2016 to Dec 2016		5.75%	from Jan 2017 to Jun 2017
6.25%	from Jul 2017 to Dec 2017		6.50%	from Jan 2018 to Jun 2018
7.00%	from Jul 2018 to Jan 2019		7.50%	from Jan 2019 to Jun 2019
7.50%	from Jul 2019 to Dec 2019		6.75%	from Jan 2020 to Jun 2020
5.25%	from Jul 2020 to Dec 2020		5.25%	from Jan 2021 to Jun 2021
5.25%	from Jul 2021 to Dec 2021		5.25%	from Jan 2022 to Jun 2022
6.75%	from Jul 2022 to Dec 2022		9.50%	from Jan 2023 to Jun 2023

Report created by:

Marshal Law version 4.0

Copyright (c) 1991, 1999, 2001, 2013 Willick Law Group, LLC

Hauser Family Law - michelle@hauserfamilylaw.com - (702) 867-8313

\*End of Report\*

# EXHIBIT 27

# EXHIBIT 27

## Arrearage Calculation Summary

**ELN v. LSN**

Page: 1

Report Date: 06/14/2023

## Summary of Amounts Due

Total Principal Due 06/08/2023:	\$324,000.00
Total Interest Due 06/08/2023:	\$179,041.10
Total Penalty Due 06/08/2023:	\$0.00
Amount Due if paid on 06/08/2023:	\$503,041.10
Amount Due if paid on 06/09/2023:	\$503,125.43
Daily Amount accruing as of 06/09/2023:	\$84.32

Date Due	Amount Due	Date Received	Amount Received	Accum. Arrearage	Accum. Interest
06/14/2014	324,000.00	06/14/2014	0.00	324,000.00	0.00
07/01/2014	0.00	07/01/2014	0.00	324,000.00	792.24
01/01/2015	0.00	01/01/2015	0.00	324,000.00	9,367.15
07/01/2015	0.00	07/01/2015	0.00	324,000.00	17,802.24
01/01/2016	0.00	01/01/2016	0.00	324,000.00	26,377.15
07/01/2016	0.00	07/01/2016	0.00	324,000.00	35,238.46
01/01/2017	0.00	01/01/2017	0.00	324,000.00	44,197.15
07/01/2017	0.00	07/01/2017	0.00	324,000.00	53,435.58
01/01/2018	0.00	01/01/2018	0.00	324,000.00	63,643.80
07/01/2018	0.00	07/01/2018	0.00	324,000.00	74,087.26
01/01/2019	0.00	01/01/2019	0.00	324,000.00	85,520.46
07/01/2019	0.00	07/01/2019	0.00	324,000.00	97,570.60
01/01/2020	0.00	01/01/2020	0.00	324,000.00	109,820.46
07/01/2020	0.00	07/01/2020	0.00	324,000.00	120,695.71
01/01/2021	0.00	01/01/2021	0.00	324,000.00	129,247.18
07/01/2021	0.00	07/01/2021	0.00	324,000.00	137,682.28
01/01/2022	0.00	01/01/2022	0.00	324,000.00	146,257.18
07/01/2022	0.00	07/01/2022	0.00	324,000.00	154,692.28
01/01/2023	0.00	01/01/2023	0.00	324,000.00	165,717.15
06/08/2023	0.00	06/08/2023	0.00	324,000.00	179,041.10
Totals	324,000.00		0.00	324,000.00	179,041.10

\* Indicates a payment due is designated as child support.

**Notes:**

Payments are applied to oldest unpaid balance.  
 Interest and penalties are calculated using number of days past due.  
 Payments apply to principal amounts only.  
 Interest is not compounded, but accrued only.  
 Penalties calculated on past due child support amounts per NRS 125B.095.

**Interest Rates Used by Program:**

7.00%	from Jan 1960 to Jun 1979		8.00%	from Jul 1979 to Jun 1981
12.00%	from Jul 1981 to Jun 1987		10.25%	from Jul 1987 to Dec 1987
10.75%	from Jan 1988 to Jun 1988		11.00%	from Jul 1988 to Dec 1988
12.50%	from Jan 1989 to Jun 1989		13.00%	from Jul 1989 to Dec 1989
12.50%	from Jan 1990 to Jun 1990		12.00%	from Jul 1990 to Jun 1991
10.50%	from Jul 1991 to Dec 1991		8.50%	from Jan 1992 to Dec 1992
8.00%	from Jan 1993 to Jun 1994		9.25%	from Jul 1994 to Dec 1994
10.50%	from Jan 1995 to Jun 1995		11.00%	from Jul 1995 to Dec 1995
10.50%	from Jan 1996 to Jun 1996		10.25%	from Jul 1996 to Jun 1997
10.50%	from Jul 1997 to Dec 1998		9.75%	from Jan 1999 to Dec 1999
10.25%	from Jan 2000 to Jun 2000		11.50%	from Jul 2000 to Jun 2001
8.75%	from Jul 2001 to Dec 2001		6.75%	from Jan 2002 to Dec 2002
6.25%	from Jan 2003 to Jun 2003		6.00%	from Jul 2003 to Dec 2003
6.00%	from Jan 2004 to Jun 2004		6.25%	from Jul 2004 to Dec 2004
7.25%	from Jan 2005 to Jun 2005		8.25%	from Jul 2005 to Dec 2005
9.25%	from Jan 2006 to Jun 2006		10.25%	from Jul 2006 to Dec 2007
9.25%	from Jan 2008 to Jun 2008		7.00%	from Jul 2008 to Dec 2008
5.25%	from Jan 2009 to Dec 2012		5.25%	from Jan 2013 to Jun 2013
5.25%	from Jul 2013 to Dec 2013		5.25%	from Jan 2014 to Jun 2014
5.25%	from Jul 2014 to Dec 2014		5.25%	from Jan 2015 to Jun 2015
5.25%	from Jul 2015 to Dec 2015		5.50%	from Jan 2016 to Jun 2016
5.50%	from Jul 2016 to Dec 2016		5.75%	from Jan 2017 to Jun 2017
6.25%	from Jul 2017 to Dec 2017		6.50%	from Jan 2018 to Jun 2018
7.00%	from Jul 2018 to Jan 2019		7.50%	from Jan 2019 to Jun 2019
7.50%	from Jul 2019 to Dec 2019		6.75%	from Jan 2020 to Jun 2020
5.25%	from Jul 2020 to Dec 2020		5.25%	from Jan 2021 to Jun 2021
5.25%	from Jul 2021 to Dec 2021		5.25%	from Jan 2022 to Jun 2022
6.75%	from Jul 2022 to Dec 2022		9.50%	from Jan 2023 to Jun 2023

Report created by:

Marshal Law version 4.0

Copyright (c) 1991, 1999, 2001, 2013 Willick Law Group, LLC

Hauser Family Law - michelle@hauserfamilylaw.com - (702) 867-8313

\*End of Report\*



# EXHIBIT 28

# EXHIBIT 28

## Arrearage Calculation Summary

**ELN TRUST-DEPOSIT**

Page: 1

Report Date: 06/14/2023

## Summary of Amounts Due

Total Principal Due 06/08/2023:	\$6,050.00
Total Interest Due 06/08/2023:	\$3,258.79
Total Penalty Due 06/08/2023:	\$0.00
Amount Due if paid on 06/08/2023:	\$9,308.79
Amount Due if paid on 06/09/2023:	\$9,310.37
Daily Amount accruing as of 06/09/2023:	\$1.57

Date Due	Amount Due	Date Received	Amount Received	Accum. Arrearage	Accum. Interest
09/19/2014	6,050.00	09/19/2014	0.00	6,050.00	0.00
01/01/2015	0.00	01/01/2015	0.00	6,050.00	90.50
07/01/2015	0.00	07/01/2015	0.00	6,050.00	248.00
01/01/2016	0.00	01/01/2016	0.00	6,050.00	408.12
07/01/2016	0.00	07/01/2016	0.00	6,050.00	573.59
01/01/2017	0.00	01/01/2017	0.00	6,050.00	740.87
07/01/2017	0.00	07/01/2017	0.00	6,050.00	913.38
01/01/2018	0.00	01/01/2018	0.00	6,050.00	1,104.00
07/01/2018	0.00	07/01/2018	0.00	6,050.00	1,299.00
01/01/2019	0.00	01/01/2019	0.00	6,050.00	1,512.50
07/01/2019	0.00	07/01/2019	0.00	6,050.00	1,737.51
01/01/2020	0.00	01/01/2020	0.00	6,050.00	1,966.25
07/01/2020	0.00	07/01/2020	0.00	6,050.00	2,169.32
01/01/2021	0.00	01/01/2021	0.00	6,050.00	2,329.00
07/01/2021	0.00	07/01/2021	0.00	6,050.00	2,486.50
01/01/2022	0.00	01/01/2022	0.00	6,050.00	2,646.62
07/01/2022	0.00	07/01/2022	0.00	6,050.00	2,804.13
01/01/2023	0.00	01/01/2023	0.00	6,050.00	3,009.99
06/08/2023	0.00	06/08/2023	0.00	6,050.00	3,258.79
Totals	6,050.00		0.00	6,050.00	3,258.79

\* Indicates a payment due is designated as child support.

**Notes:**

Payments are applied to oldest unpaid balance.  
 Interest and penalties are calculated using number of days past due.  
 Payments apply to principal amounts only.  
 Interest is not compounded, but accrued only.  
 Penalties calculated on past due child support amounts per NRS 125B.095.

**Interest Rates Used by Program:**

7.00%	from Jan 1960 to Jun 1979		8.00%	from Jul 1979 to Jun 1981
12.00%	from Jul 1981 to Jun 1987		10.25%	from Jul 1987 to Dec 1987
10.75%	from Jan 1988 to Jun 1988		11.00%	from Jul 1988 to Dec 1988
12.50%	from Jan 1989 to Jun 1989		13.00%	from Jul 1989 to Dec 1989
12.50%	from Jan 1990 to Jun 1990		12.00%	from Jul 1990 to Jun 1991
10.50%	from Jul 1991 to Dec 1991		8.50%	from Jan 1992 to Dec 1992
8.00%	from Jan 1993 to Jun 1994		9.25%	from Jul 1994 to Dec 1994
10.50%	from Jan 1995 to Jun 1995		11.00%	from Jul 1995 to Dec 1995
10.50%	from Jan 1996 to Jun 1996		10.25%	from Jul 1996 to Jun 1997
10.50%	from Jul 1997 to Dec 1998		9.75%	from Jan 1999 to Dec 1999
10.25%	from Jan 2000 to Jun 2000		11.50%	from Jul 2000 to Jun 2001
8.75%	from Jul 2001 to Dec 2001		6.75%	from Jan 2002 to Dec 2002
6.25%	from Jan 2003 to Jun 2003		6.00%	from Jul 2003 to Dec 2003
6.00%	from Jan 2004 to Jun 2004		6.25%	from Jul 2004 to Dec 2004
7.25%	from Jan 2005 to Jun 2005		8.25%	from Jul 2005 to Dec 2005
9.25%	from Jan 2006 to Jun 2006		10.25%	from Jul 2006 to Dec 2007
9.25%	from Jan 2008 to Jun 2008		7.00%	from Jul 2008 to Dec 2008
5.25%	from Jan 2009 to Dec 2012		5.25%	from Jan 2013 to Jun 2013
5.25%	from Jul 2013 to Dec 2013		5.25%	from Jan 2014 to Jun 2014
5.25%	from Jul 2014 to Dec 2014		5.25%	from Jan 2015 to Jun 2015
5.25%	from Jul 2015 to Dec 2015		5.50%	from Jan 2016 to Jun 2016
5.50%	from Jul 2016 to Dec 2016		5.75%	from Jan 2017 to Jun 2017
6.25%	from Jul 2017 to Dec 2017		6.50%	from Jan 2018 to Jun 2018
7.00%	from Jul 2018 to Jan 2019		7.50%	from Jan 2019 to Jun 2019
7.50%	from Jul 2019 to Dec 2019		6.75%	from Jan 2020 to Jun 2020
5.25%	from Jul 2020 to Dec 2020		5.25%	from Jan 2021 to Jun 2021
5.25%	from Jul 2021 to Dec 2021		5.25%	from Jan 2022 to Jun 2022
6.75%	from Jul 2022 to Dec 2022		9.50%	from Jan 2023 to Jun 2023

Report created by:

Marshal Law version 4.0

Copyright (c) 1991, 1999, 2001, 2013 Willick Law Group, LLC

Hauser Family Law - michelle@hauserfamilylaw.com - (702) 867-8313

\*End of Report\*

# EXHIBIT 29

# EXHIBIT 29

## Arrearage Calculation Summary

**ELN TRUST-75**

Page: 1

Report Date: 06/14/2023

## Summary of Amounts Due

Total Principal Due 06/08/2023:	\$75,000.00
Total Interest Due 06/08/2023:	\$41,272.09
Total Penalty Due 06/08/2023:	\$0.00
Amount Due if paid on 06/08/2023:	\$116,272.09
Amount Due if paid on 06/09/2023:	\$116,291.61
Daily Amount accruing as of 06/09/2023:	\$19.52

Date Due	Amount Due	Date Received	Amount Received	Accum. Arrearage	Accum. Interest
06/30/2014	75,000.00	06/30/2014	0.00	75,000.00	0.00
07/01/2014	0.00	07/01/2014	0.00	75,000.00	10.78
01/01/2015	0.00	01/01/2015	0.00	75,000.00	1,995.71
07/01/2015	0.00	07/01/2015	0.00	75,000.00	3,948.28
01/01/2016	0.00	01/01/2016	0.00	75,000.00	5,933.21
07/01/2016	0.00	07/01/2016	0.00	75,000.00	7,984.44
01/01/2017	0.00	01/01/2017	0.00	75,000.00	10,058.21
07/01/2017	0.00	07/01/2017	0.00	75,000.00	12,196.74
01/01/2018	0.00	01/01/2018	0.00	75,000.00	14,559.76
07/01/2018	0.00	07/01/2018	0.00	75,000.00	16,977.22
01/01/2019	0.00	01/01/2019	0.00	75,000.00	19,623.80
07/01/2019	0.00	07/01/2019	0.00	75,000.00	22,413.18
01/01/2020	0.00	01/01/2020	0.00	75,000.00	25,248.80
07/01/2020	0.00	07/01/2020	0.00	75,000.00	27,766.21
01/01/2021	0.00	01/01/2021	0.00	75,000.00	29,745.72
07/01/2021	0.00	07/01/2021	0.00	75,000.00	31,698.29
01/01/2022	0.00	01/01/2022	0.00	75,000.00	33,683.22
07/01/2022	0.00	07/01/2022	0.00	75,000.00	35,635.79
01/01/2023	0.00	01/01/2023	0.00	75,000.00	38,187.85
06/08/2023	0.00	06/08/2023	0.00	75,000.00	41,272.09
Totals	75,000.00		0.00	75,000.00	41,272.09

\* Indicates a payment due is designated as child support.

**Notes:**

Payments are applied to oldest unpaid balance.  
 Interest and penalties are calculated using number of days past due.  
 Payments apply to principal amounts only.  
 Interest is not compounded, but accrued only.  
 Penalties calculated on past due child support amounts per NRS 125B.095.

**Interest Rates Used by Program:**

7.00%	from Jan 1960 to Jun 1979		8.00%	from Jul 1979 to Jun 1981
12.00%	from Jul 1981 to Jun 1987		10.25%	from Jul 1987 to Dec 1987
10.75%	from Jan 1988 to Jun 1988		11.00%	from Jul 1988 to Dec 1988
12.50%	from Jan 1989 to Jun 1989		13.00%	from Jul 1989 to Dec 1989
12.50%	from Jan 1990 to Jun 1990		12.00%	from Jul 1990 to Jun 1991
10.50%	from Jul 1991 to Dec 1991		8.50%	from Jan 1992 to Dec 1992
8.00%	from Jan 1993 to Jun 1994		9.25%	from Jul 1994 to Dec 1994
10.50%	from Jan 1995 to Jun 1995		11.00%	from Jul 1995 to Dec 1995
10.50%	from Jan 1996 to Jun 1996		10.25%	from Jul 1996 to Jun 1997
10.50%	from Jul 1997 to Dec 1998		9.75%	from Jan 1999 to Dec 1999
10.25%	from Jan 2000 to Jun 2000		11.50%	from Jul 2000 to Jun 2001
8.75%	from Jul 2001 to Dec 2001		6.75%	from Jan 2002 to Dec 2002
6.25%	from Jan 2003 to Jun 2003		6.00%	from Jul 2003 to Dec 2003
6.00%	from Jan 2004 to Jun 2004		6.25%	from Jul 2004 to Dec 2004
7.25%	from Jan 2005 to Jun 2005		8.25%	from Jul 2005 to Dec 2005
9.25%	from Jan 2006 to Jun 2006		10.25%	from Jul 2006 to Dec 2007
9.25%	from Jan 2008 to Jun 2008		7.00%	from Jul 2008 to Dec 2008
5.25%	from Jan 2009 to Dec 2012		5.25%	from Jan 2013 to Jun 2013
5.25%	from Jul 2013 to Dec 2013		5.25%	from Jan 2014 to Jun 2014
5.25%	from Jul 2014 to Dec 2014		5.25%	from Jan 2015 to Jun 2015
5.25%	from Jul 2015 to Dec 2015		5.50%	from Jan 2016 to Jun 2016
5.50%	from Jul 2016 to Dec 2016		5.75%	from Jan 2017 to Jun 2017
6.25%	from Jul 2017 to Dec 2017		6.50%	from Jan 2018 to Jun 2018
7.00%	from Jul 2018 to Jan 2019		7.50%	from Jan 2019 to Jun 2019
7.50%	from Jul 2019 to Dec 2019		6.75%	from Jan 2020 to Jun 2020
5.25%	from Jul 2020 to Dec 2020		5.25%	from Jan 2021 to Jun 2021
5.25%	from Jul 2021 to Dec 2021		5.25%	from Jan 2022 to Jun 2022
6.75%	from Jul 2022 to Dec 2022		9.50%	from Jan 2023 to Jun 2023

Report created by:

Marshal Law version 4.0

Copyright (c) 1991, 1999, 2001, 2013 Willick Law Group, LLC

Hauser Family Law - michelle@hauserfamilylaw.com - (702) 867-8313

\*End of Report\*

# EXHIBIT 30

# EXHIBIT 30

## Arrearage Calculation Summary

**ELN TRUST-Farmoth**

Page: 1

Report Date: 06/14/2023

## Summary of Amounts Due

Total Principal Due 06/08/2023:	\$88,166.00
Total Interest Due 06/08/2023:	\$41,656.63
Total Penalty Due 06/08/2023:	\$0.00
Amount Due if paid on 06/08/2023:	\$129,822.63
Amount Due if paid on 06/09/2023:	\$129,845.58
Daily Amount accruing as of 06/09/2023:	\$22.94

Date Due	Amount Due	Date Received	Amount Received	Accum. Arrearage	Accum. Interest
12/23/2015	88,166.00	12/23/2015	0.00	88,166.00	0.00
01/01/2016	0.00	01/01/2016	0.00	88,166.00	114.13
07/01/2016	0.00	07/01/2016	0.00	88,166.00	2,525.44
01/01/2017	0.00	01/01/2017	0.00	88,166.00	4,963.26
07/01/2017	0.00	07/01/2017	0.00	88,166.00	7,477.20
01/01/2018	0.00	01/01/2018	0.00	88,166.00	10,255.03
07/01/2018	0.00	07/01/2018	0.00	88,166.00	13,096.87
01/01/2019	0.00	01/01/2019	0.00	88,166.00	16,208.05
07/01/2019	0.00	07/01/2019	0.00	88,166.00	19,487.10
01/01/2020	0.00	01/01/2020	0.00	88,166.00	22,820.50
07/01/2020	0.00	07/01/2020	0.00	88,166.00	25,779.84
01/01/2021	0.00	01/01/2021	0.00	88,166.00	28,106.84
07/01/2021	0.00	07/01/2021	0.00	88,166.00	30,402.18
01/01/2022	0.00	01/01/2022	0.00	88,166.00	32,735.56
07/01/2022	0.00	07/01/2022	0.00	88,166.00	35,030.89
01/01/2023	0.00	01/01/2023	0.00	88,166.00	38,030.95
06/08/2023	0.00	06/08/2023	0.00	88,166.00	41,656.63
Totals	88,166.00		0.00	88,166.00	41,656.63

\* Indicates a payment due is designated as child support.



**Notes:**

Payments are applied to oldest unpaid balance.  
 Interest and penalties are calculated using number of days past due.  
 Payments apply to principal amounts only.  
 Interest is not compounded, but accrued only.  
 Penalties calculated on past due child support amounts per NRS 125B.095.

**Interest Rates Used by Program:**

7.00%	from Jan 1960 to Jun 1979		8.00%	from Jul 1979 to Jun 1981
12.00%	from Jul 1981 to Jun 1987		10.25%	from Jul 1987 to Dec 1987
10.75%	from Jan 1988 to Jun 1988		11.00%	from Jul 1988 to Dec 1988
12.50%	from Jan 1989 to Jun 1989		13.00%	from Jul 1989 to Dec 1989
12.50%	from Jan 1990 to Jun 1990		12.00%	from Jul 1990 to Jun 1991
10.50%	from Jul 1991 to Dec 1991		8.50%	from Jan 1992 to Dec 1992
8.00%	from Jan 1993 to Jun 1994		9.25%	from Jul 1994 to Dec 1994
10.50%	from Jan 1995 to Jun 1995		11.00%	from Jul 1995 to Dec 1995
10.50%	from Jan 1996 to Jun 1996		10.25%	from Jul 1996 to Jun 1997
10.50%	from Jul 1997 to Dec 1998		9.75%	from Jan 1999 to Dec 1999
10.25%	from Jan 2000 to Jun 2000		11.50%	from Jul 2000 to Jun 2001
8.75%	from Jul 2001 to Dec 2001		6.75%	from Jan 2002 to Dec 2002
6.25%	from Jan 2003 to Jun 2003		6.00%	from Jul 2003 to Dec 2003
6.00%	from Jan 2004 to Jun 2004		6.25%	from Jul 2004 to Dec 2004
7.25%	from Jan 2005 to Jun 2005		8.25%	from Jul 2005 to Dec 2005
9.25%	from Jan 2006 to Jun 2006		10.25%	from Jul 2006 to Dec 2007
9.25%	from Jan 2008 to Jun 2008		7.00%	from Jul 2008 to Dec 2008
5.25%	from Jan 2009 to Dec 2012		5.25%	from Jan 2013 to Jun 2013
5.25%	from Jul 2013 to Dec 2013		5.25%	from Jan 2014 to Jun 2014
5.25%	from Jul 2014 to Dec 2014		5.25%	from Jan 2015 to Jun 2015
5.25%	from Jul 2015 to Dec 2015		5.50%	from Jan 2016 to Jun 2016
5.50%	from Jul 2016 to Dec 2016		5.75%	from Jan 2017 to Jun 2017
6.25%	from Jul 2017 to Dec 2017		6.50%	from Jan 2018 to Jun 2018
7.00%	from Jul 2018 to Jan 2019		7.50%	from Jan 2019 to Jun 2019
7.50%	from Jul 2019 to Dec 2019		6.75%	from Jan 2020 to Jun 2020
5.25%	from Jul 2020 to Dec 2020		5.25%	from Jan 2021 to Jun 2021
5.25%	from Jul 2021 to Dec 2021		5.25%	from Jan 2022 to Jun 2022
6.75%	from Jul 2022 to Dec 2022		9.50%	from Jan 2023 to Jun 2023


Report created by:

Marshal Law version 4.0

Copyright (c) 1991, 1999, 2001, 2013 Willick Law Group, LLC

Hauser Family Law - michelle@hauserfamilylaw.com - (702) 867-8313

\*End of Report\*



Jeffrey P. Luszeck, Esq. (#9619)  
[jluszeck@sdfnvlaw.com](mailto:jluszeck@sdfnvlaw.com)  
SOLOMON DWIGGINS FREER & STEADMAN, LTD.  
9060 West Cheyenne Avenue  
Las Vegas, Nevada 89129  
Telephone: (702) 853-5483  
Facsimile: (702) 853-5485

*Attorneys for Matt Klabacka, Distribution  
Trustee of the ERIC L. NELSON NEVADA  
TRUST dated May 30, 2001*

**DISTRICT COURT  
CLARK COUNTY, NEVADA**

ERIC L. NELSON,

Plaintiff

vs.

LYNITA SUE NELSON, MATT  
KLABACKA, as Distribution Trustee of  
the ERIC L. NELSON NEVADA TRUST  
dated May 30, 2001,

Defendants

MATT KLABACKA, Distribution Trustee  
of the ERIC L. NELSON NEVADA  
TRUST dated May 30, 2001,

Cross-claimant,

vs.

LYNITA SUE NELSON,

Cross-defendant.

Case No.: D-09-411537-D  
Dept.: O

**HEARING DATE: July 11, 2023  
HEARING TIME: 10:30 a.m.**

**SUPPLEMENT TO MOTION FOR IMMEDIATE PAYMENT OF FUNDS  
BELONGING TO ELN TRUST PURSUANT TO COURT ORDER ENTERED  
ON JUNE 9, 2023**

Matt Klabacka, Distribution Trustee of the Eric L. Nelson Nevada Trust dated May 30, 2001 (the "ELN Trust"), by and through his Counsel of Record, the law firm of Solomon Dwiggin Freer & Steadman, Ltd., hereby submits his Supplement Motion for Immediate Payment of Funds Belonging to ELN Trust ("Supplement").

1 This Supplement is made and based on the Memorandum of Points and  
2 Authorities submitted herein and all papers and pleadings on file herein.

3  
4 **MEMORANDUM OF POINTS AND AUTHORITIES**

5 **I. INTRODUCTION AND STATEMENT OF FACTS**

6 On June 3, 2013, the Honorable Frank D. Sullivan entered a Decree of Divorce  
7 (“Decree”) wherein he ordered, in part, that certain assets be transferred from the  
8 ELN Trust to the Lynita S. Nelson Nevada Trust dated May 30, 2001 (“LSN Trust”).

9  
10 On June 5, 2013, two days after Judge Sullivan entered the Decree, Lynita/the  
11 LSN Trust filed a Motion for Payment of Funds Belonging to the Defendant Pursuant  
12 to Court’s Decree to Ensure Receipt of the Same, and for Immediate Payment of  
13 Court Appointed Expert, wherein they demanded the transfers ordered in the Decree  
14 be made immediately.  
15  
16

17 The ELN Trust ultimately filed a Countermotion to Stay Payments and  
18 Transfer Property Pending Appeal and/or Resolution to the Nevada Supreme Court  
19 for an Extraordinary Writ, however, said Countermotion was denied due to Judge  
20 Sullivan’s belief that:  
21

22  
23 The release of funds at issue will not put the ELN Trust at risk; that  
24 **there are sufficient assets in the LSN Trust to act as collateral for**  
25 **the payment of the funds at issue;** and there has been nothing  
26 presented to the Court which would make the Court believe that **Mrs.**  
27 **Nelson would try to get rid of funds and not pay any funds if the**  
28 **Supreme Court overturned this Court’s decision.** See Order  
Denying Countermotion to Stay Payments and Transfer Property  
Pending Appeal and/or Resolution to the Nevada Supreme Court for an

1 Extraordinary Writ entered on September 3, 2013, at 2:14-18.  
2 [Emphasis Added]

3 On June 4, 2014, Judge Sullivan entered an Order for Payment of Funds from  
4 Blocked Account (“Order for Payment”), which ordered, in part, that the “Lindell and  
5 Banone properties are to be transferred to the LSN Trust. The Lindell and Banone  
6 properties are NOT to be sold or otherwise encumbered.” *See* Court Minutes entered  
7 on June 4, 2014, attached hereto as **Exhibit 1**. *See also* Order Regarding Transfer of  
8 Property and Injunctions filed on September 22, 2014, at 4:22-28 attached hereto as  
9 **Exhibit 2**. After the transfers of the Banone properties and Lindell Office, Lynita/the  
10 LSN Trust collected substantial rent from said properties from which she retained  
11 100% of the proceeds.  
12  
13  
14

15 On May 25, 2017, the Nevada Supreme Court issued its Opinion that provides,  
16 in relevant part, “the district court erred in ordering Eric’s personal obligations be  
17 paid by Eric’s Trust.”  
18

19 On April 19, 2018, Judge Sullivan entered his Decision, a copy of which is  
20 attached hereto as **Exhibit 3**, wherein he ordered, in part, that the **LSN Trust** must  
21 transfer its 50% interest in the Lindell Office and its 100% interest in the Banone,  
22 LLC Properties to the **ELN Trust** via Quitclaim Deed.” Judge Sullivan also ordered  
23 Lynita/the LSN Trust to provide quarterly accountings for the properties to the ELN  
24 Trust “including any and all supporting documentation,” for the period of June 3,  
25 2013 through April 2018. Although Judge Sullivan ordered the LSN Trust to transfer  
26  
27  
28

1 the aforementioned real property back to the ELN Trust (and Lynita, in her capacity  
2 as Investment Trustee of the LSN Trust did in fact transfer said assets back to the  
3 ELN Trust), he did not rule on the following financial issues:

- 4 • Rents Lynita/the LSN Trust collected from the Banone, LLC Properties
- 5 • Rents Lynita/the LSN Trust collected from the Lindell Office

6  
7  
8 *See* Ex. 3, Decision entered on April 19, 2018 at 7:9-18. In its Decision, Judge  
9 Sullivan indicated that he was not inclined to order the LSN Trust to make any  
10 financial transfers until a tracing of both trusts occurred. Further, Judge Sullivan  
11 “reviewed the assets of both the ELN and LSN Trusts and [] **determined that there**  
12 **are sufficient assets in both trusts to offset any deficiency** once a final balance and  
13 distribution amount has been determined.” *Id.* at 7:25-8:2. [Emphasis Added]. Judge  
14 Sullivan further held that “[o]nce the tracing is finalized and a final balance sheet is  
15 received, this Court will Order the proper funds to be transferred to each party  
16 accordingly.” *Id.* at 8:2-5.

17  
18  
19  
20 Now that Judge Sullivan has ruled on all outstanding issues in its Decision and  
21 Order entered on June 29, 2022, and Decision Regarding Characterization of  
22 Management Fees entered on January 31, 2023, the ELN Trust respectfully requests  
23 that this Court enter an order compelling Lynita/the LSN Trust to repay the  
24 aforementioned obligations stemming from transfers and payments collected. This  
25 issue is not new, and in fact, Judge Sullivan specifically stated that it would “order  
26 the proper funds to be transferred to each party accordingly” once the trial concluded.  
27  
28

1 Through June 20, 2023, Lynita/the LSN Trust owe the ELN Trust substantial  
2 principal interest, and potentially additional damages, in relation to the funds that  
3 Lynita and/or the LSN Trust wrongfully retained.  
4

5 In order to address this issue, the ELN Trust filed its Motion for Immediate  
6 Payment of Funds on February 21, 2023, which was heard by this Court on May 30,  
7 2023. At said hearing, this Court granted some of the relief requested in the Motion  
8 for Immediate Payment of Funds but deferred its ruling on the rent collected from  
9 Banone, LLC and Lindell in light of the arguments raised by Lynita/the LSN Trust  
10 that there may be triable issues. Since the requested reimbursement sought by the  
11 ELN Trust stems from the financial statements prepared and filed by Lynita/the LSN  
12 Trust, this Court indicated the issues relating to Banone, LLC and Lindell should be  
13 adjudicated on the pleadings. Notwithstanding, this Court afforded the Parties the  
14 ability to provide supplemental briefing on the following issues: (1) the rent collected  
15 from Banone, LLC, (2) the rent collected from Lindell, (3) whether any of the  
16 expenses purportedly incurred by Lynita/the LSN Trust should be deducted from the  
17 rental proceeds received by Lynita/the LSN Trust from Banone, LLC and Lindell,  
18 and (4) whether the ELN Trust is entitled to interest on the substantial rents collected  
19 by Lynita/the LSN Trust and/or the substantial payments made to the same.<sup>1</sup>  
20  
21  
22  
23  
24  
25  
26

---

27 <sup>1</sup> As this Court will likely recall, in its Order Granting in Part Motion for Immediate  
28 Payment of Funds Belonging to ELN Trust entered on June 8, 2023, this Court found and

1 II. LEGAL ARGUMENT

2 A. THE MAJORITY OF EXPENSES CLAIMED BY LYNITA/THE  
3 LSN TRUST RELATING TO BANONE, LLC AND LINDELL  
4 WERE NOT LEGITIMATE BUSINESS EXPENSES, BUT  
5 RATHER, LYNITA'S PERSONAL EXPENSES AND/OR WERE  
6 UNNECESSARILY INCURRED.

7 Although the ELN Trust concedes that there logically would have been  
8 expenses associated with the properties titled in the name of Banone, LLC and/or  
9 Lindell, such as taxes, insurance, *etc.*, Lynita/the LSN Trust has failed/refused to  
10 provide supporting documentation evidencing payment of said expenses. To the  
11 contrary, the charts provided by Lynita/the LSN Trust in her Post Appeal Disclosures  
12 are summary charts that do not comply with the best evidence rule set forth in NRS  
13 52.275 as the source documentation has not been provided. Absent Lynita/the LSN  
14 Trust providing the source documentation used to create the charts, the charts  
15 provided by Lynita/the LSN Trust are hearsay, and should not be considered by the  
16 Court as evidence of expenditures occurred by Lynita/the LSN Trust.

17 Notwithstanding the foregoing, and recognizing that this Court may accept any  
18 legitimate expenses relating to Banone, LLC and Lindell, the ELN Trust respectfully  
19 requests that this Court deny Lynita/the LSN Trust's request that her personal  
20  
21  
22  
23  
24  
25  
26

27 ordered that Lynita/the LSN Trust repay the ELN Trust \$493,216.00 and reduced said  
28 amount to judgment.

expenses be characterized as legitimate business expenses associated with the properties and/or otherwise unnecessary expenses.

In regard to personal expenses, Lynita/the LSN Trust's position that those legal expenses, automobile expenses, cell phone, etc. were appropriate deductions from the rental income from Banone, LLC and Lindell is unconscionable. Unsurprisingly, Lynita/the LSN Trust have failed to provide any legal authority that supports their unheralded position. The ELN Trust hereby objects, again, to the following expenses that Lynita/the LSN Trust contend were legitimate business expenses in the amount of \$352,330.18 as it is readily apparent that said expenses for Lynita/the LSN Trust personally and otherwise provided no benefit to the ELN Trust:

- **Accounting Expense (appears to relate to the divorce proceeding)**

Date	Vendor	Amount Paid
01/29/15	Bradshaw-Smith	\$5,155.00 <sup>2</sup>
01/01/15	Connie Van Buren	\$5,913.00 <sup>3</sup>
02/05/15	Michelle Blank	\$4,912.00 <sup>4</sup>
09/17/17	Bookkeeping Services	\$3,585.00 <sup>5</sup>
10/15/19	Bookkeeping Services	\$5,404.00 <sup>6</sup>

---

<sup>2</sup> See Defendant, Lynita Sue Nelson's, Fourth Post Appeal Disclosure of Documents served on May 15, 2018 attached hereto as **Exhibit 4** at LSN000344.

<sup>3</sup> *Id.*

<sup>4</sup> *Id.*

<sup>5</sup> See Defendant, Lynita Sue Nelson's, Fifth Post Appeal Disclosure of Documents served on May 25, 2018 attached hereto as **Exhibit 5** at LSN000353.

<sup>6</sup> See Defendant, Lynita Sue Nelson's, Ninth Post Appeal Disclosure of Documents filed on March 1, 2021 attached hereto as **Exhibit 6** at LSN000596.



01/14/21	Bookkeeping Services	\$360.00 <sup>7</sup>
02/15/21	Bookkeeping Services	\$360.00 <sup>8</sup>
02/25/21	Bookkeeping Services	<u>\$480.00<sup>9</sup></u>
<b>TOTAL:</b>		<b>\$26,169.00</b>

• **Automobile Expense (relates to Lynita's personal automobile)**

<b>Date</b>	<b>Vendor</b>	<b>Amount Paid</b>
12/31/14	Misc. Expenses	\$4,241.00 <sup>10</sup>
09/23/15	ANPAC Insurance	\$10,609.51 <sup>11</sup>
01/20/16	Audi Finance	\$11,121.82 <sup>12</sup>
04/07/16	Car Washes	\$239.30 <sup>13</sup>
04/21/16	Gas Purchases	\$4,290.31 <sup>14</sup>
03/14/17	DMV	\$1,914.19 <sup>15</sup>
06/13/17	Gillet Automotive	\$866.97 <sup>16</sup>
06/27/17	Auto Lease	\$28,479.10 <sup>17</sup>
7/27/17	Lease Payments	\$14,720.80 <sup>18</sup>
12/28/17	Allstate Insurance	\$3,851.45 <sup>19</sup>
03/09/18	Gas, Repairs & Maintenance	<u>\$2,718.24<sup>20</sup></u>
<b>TOTAL:</b>		<b>\$83,052.69</b>

<sup>7</sup> See Defendant, Lynita Sue Nelson's, Tenth Post Appeal Disclosure of Documents filed on March 11, 2021 attached hereto as **Exhibit 7** at LSN000599.

<sup>8</sup> *Id.*

<sup>9</sup> *Id.*

<sup>10</sup> See Ex. 4 at LSN000344.

<sup>11</sup> *Id.*

<sup>12</sup> *Id.*

<sup>13</sup> *Id.*

<sup>14</sup> *Id.*

<sup>15</sup> *Id.*

<sup>16</sup> *Id.*

<sup>17</sup> *Id.*

<sup>18</sup> See Ex. 5 at LSN000353.

<sup>19</sup> *Id.*

<sup>20</sup> *Id.*

• **Bank Charges (appears to be relating to Lynita's personal bank account)**

Date	Vendor	Amount Paid
Not Provided	Not Provided	\$1,031.96 <sup>21</sup>
TOTAL:		\$1,031.96

• **Legal Fees<sup>22</sup> (the majority, if not all, relate to the underlying divorce proceeding)**

Date	Vendor	Amount Paid
12/31/14	Misc. Legal	\$13,434.00 <sup>23</sup>
06/30/16	ADSG	\$5,970.80 <sup>24</sup>
09/25/16	Boyce & Gianni	\$525.00 <sup>25</sup>
06/15/17	Dickerson Law	\$132,416.98 <sup>26</sup>
10/30/15	Goldsmith & Guymon	\$802.93 <sup>27</sup>
12/15/15	Harris Law Office	\$387.77 <sup>28</sup>
12/05/16	Law Office Michelle Tobler	\$270.20 <sup>29</sup>
12/17/16	Rochelle McArthur	\$3,652.72 <sup>30</sup>

<sup>21</sup> See Defendant, Lynita Sue Nelson's Third Post Appeal Disclosure of Documents served on March 12, 2018 attached hereto as **Exhibit 8** at LSN000315.

<sup>22</sup> Of note, of the \$159,810.00 was paid to the "Dickerson Law Group," see Ex. 4 at LSN000344, and \$3,652.72 was paid to Rochelle McGowan for her attorneys' fees and costs associated with the frivolous lawsuit that Lynita filed against Rochelle. See *id.* See also Arbitrator's Decision on Request for Fees/Costs filed on December 2, 2016, in the matter entitled *LYNITA SUE NELSON v. ROCHELLE A. MCARTHUR*, Clark County Case No. A-15-726599-C a copy of which is attached hereto as **Exhibit 9** ("After consideration and arguments on behalf of the parties, I hereby find Defendant ROCHELLE A. MCARTHUR, is entitled to a grant of attorney's fees in the amount of \$3,000.00 and costs in the amount of \$652.72.").

<sup>23</sup> See Ex. 4 at LSN000344.

<sup>24</sup> *Id.*

<sup>25</sup> *Id.*

<sup>26</sup> *Id.*

<sup>27</sup> *Id.*

<sup>28</sup> *Id.*

<sup>29</sup> *Id.*

<sup>30</sup> *Id.*

07/17/17 Dickerson Law \$45,000.00<sup>31</sup>  
**TOTAL: \$202,460.40**

• **Telephone Expense (appears to be associated with Lynita's personal cell phone)**

Date	Vendor	Amount Paid
02/09/15	Apple Store	\$490.89 <sup>32</sup>
06/14/17	AT&T	\$7,331.16 <sup>33</sup>
02/17/16	Citizens iPhone	\$810.56 <sup>34</sup>
07/14/17	AT&T	\$2,069.62 <sup>35</sup>
<b>TOTAL:</b>		<b>\$10,702.23</b>

• **Interest Expense (appears to be interest associated with Lynita/the LSN Trust's personal credit card)**

Date	Vendor	Amount Paid
07/07/25	Not Provided	\$7,974.80 <sup>36</sup>
<b>TOTAL:</b>		<b>\$7,974.80</b>

• **Security Services (throughout the underlying divorce proceeding Lynita would hire a personal bodyguard to accompany her to hearings and events. Upon information and belief this charge for her personal bodyguard)**

Date	Vendor	Amount Paid
01/29/15	Debecker Investigations	\$812.50 <sup>37</sup>
03/18/15	Debecker Investigations	\$937.50 <sup>38</sup>
04/16/15	Debecker Investigations	\$750.50 <sup>39</sup>
06/30/15	Voice Communication	\$3,500.00 <sup>40</sup>

<sup>31</sup> See Ex. 5 at LSN000353.

<sup>32</sup> See Ex. 4 at LSN000344.

<sup>33</sup> *Id.*

<sup>34</sup> *Id.*

<sup>35</sup> See Ex. 5 at LSN000353.

<sup>36</sup> See Ex. 4 at LSN000325.

<sup>37</sup> *Id.*

<sup>38</sup> *Id.*

<sup>39</sup> *Id.*

<sup>40</sup> *Id.*

07/07/15	Debecker Investigations	\$1,250.00 <sup>41</sup>
08/06/15	Voice Communication	\$2,669.05 <sup>42</sup>
04/13/16	Voice Communication	<u>\$670.71<sup>43</sup></u>

**TOTAL: \$10,590.26**

• **Storage (appears to be for personal storage for Lynita)**

Date	Vendor	Amount Paid
Misc. Dates	SW Russell Road	\$3,404.38 <sup>44</sup>
Misc. Dates	SW Russell Road	<u>\$2,244.55<sup>45</sup></u>

**TOTAL: \$5,648.93**

• **Cox Cable Internet (appears to be for Lynita's personal internet use)**

Date	Vendor	Amount Paid
Misc. Dates	Cox	\$2,108.41 <sup>46</sup>
Misc. Dates	Cox	\$868.90
Misc. Dates	Cox	\$519.44 <sup>47</sup>
Misc. Dates	Cox	<u>\$1,203.16<sup>48</sup></u>

**TOTAL: \$4,699.91**

**GRAND TOTAL PERSONAL EXPENSES: \$352,330.18**

Obviously, the ELN Trust does not care how Lynita/the LSN Trust spends their own money, but it is deplorable that they are claiming that the aforementioned payments are "expenses" relating to Banone, LLC and/or Lindell.

<sup>41</sup> *Id.*

<sup>42</sup> *Id.*

<sup>43</sup> *Id.*

<sup>44</sup> *See* Ex. 4 at LSN000325-326.

<sup>45</sup> *See* Ex. 5 at LSN000349-350.

<sup>46</sup> *See* Ex. 4 at LSN000325-326.

<sup>47</sup> *See* Defendant, Lynita Sue Nelson's, Sixth Post Appeal Disclosure of Documents served on September 13, 2018 attached hereto as **Exhibit 10** at LSN000359.

<sup>48</sup> *See* Defendant, Lynita Sue Nelson's, Seventh Post Appeal Disclosure of Documents served on March 19, 2020 attached hereto as **Exhibit 11** at LSN000368.

1 In addition to the foregoing expenses, the ELN Trust also objects to the  
2 \$98,443.16 in purported “property management fees” charged by Lynita/the LSN  
3 Trust in the following amounts:  
4

- 5 • \$38,846.05 for the time period of 3/30/16-6/26/17<sup>49</sup>
- 6 • \$5,630.00 for the time period of 1/1/18-12/31/18<sup>50</sup>
- 7 • \$26,193.11 for the time period of 7/11/17-4/10/18<sup>51</sup>
- 8 • \$2,676.00 for 4/18<sup>52</sup>
- 9 • \$11,204.00 for the time period of 1/1/19-12/31/19<sup>53</sup>
- 10 • \$11,735.00 for the time period of 1/1/20-12/31/21<sup>54</sup>
- 11 • \$2,159.00 for 1/1/21-2/20/21<sup>55</sup>

12 **TOTAL: \$98,443.16**

13 Upon information and belief, Lynita/the LSN Trust will likely argue that they  
14 should be entitled to a management fee because Judge Sullivan previously ordered  
15 that the ELN Trust was entitled to a fee for managing the properties titled in the name  
16 of Banone, LLC and Lindell. This reasoning is flawed, however, because the Nevada  
17 Supreme Court found that the transfer of Banone, LLC and Lindell to the LSN Trust  
18 was in error, and as such, it would be inequitable to allow Lynita/the LSN Trust tens  
19  
20  
21

---

22 <sup>49</sup> See Ex. 8 at LSN000301.

23 <sup>50</sup> See Ex. 6 at LSN000596.

24 <sup>51</sup> See Ex. 5 at LSN000346.

25 <sup>52</sup> See Ex. 10 at LSN000358.

26 <sup>53</sup> See Ex. 6 at LSN000596.

27 <sup>54</sup> *Id.*

28 <sup>55</sup> See Ex. 7 at LSN000599.

1 of thousands of dollars to manage properties that it was never entitled to manage in  
2 the first place.

3  
4 Finally, the ELN Trust also objects to numerous other purported expenses that  
5 Lynita/the LSN Trust believe should be deducted from the money owed to the ELN  
6 Trust. Most notably, the ELN Trust objects to the majority, if not all, of the  
7 maintenance/repairs that Lynita/the LSN Trust contend were made on the Banone,  
8 LLC and Lindell properties, the total amount of which exceeds \$300,000.00. *See*,  
9 *e.g.*, Ex. 4 at LSN000318 and LSN000336-LSN000343 (wherein Lynita/the LSN  
10 Trust claim \$229,744.65 and \$39,928.70 in maintenance/repairs with no back-up  
11 documentation), Ex. 5 at LSN000348-LSN000349 (wherein Lynita/the LSN Trust  
12 claim \$19,119.35 in repairs/maintenance with no back-up documentation), Ex. 10 at  
13 LSN000358-LSN000359 (wherein Lynita/the LSN Trust claim \$4,453.02 in  
14 maintenance/repairs), Ex. 11 at LSN000367-LSN000368 (wherein Lynita/the LSN  
15 Trust claim \$5,115.77 in maintenance/repairs with no back-up documentation), Ex.  
16 7 at LSN000599 (wherein Lynita/the LSN Trust claim \$1,118.60 in  
17 maintenance/repairs) and Ex. 6 at LSN000595 (wherein Lynita/the LSN Trust claim  
18 \$4,155.43 in maintenance/repairs with no back-up documentation).  
19  
20  
21  
22  
23

24 In light of the foregoing, the ELN Trust respectfully requests that this Court  
25 disallow the following: (1) Lynita/the LSN Trust's personal expenses in the amount  
26 of \$352,330.18, (2) Lynita/the LSN Trust's property management fees in the amount  
27 of \$ \$98,443.16; and (3) maintenance/repairs that were unnecessary in an amount in  
28

1 excess of \$300,000.00. The aforementioned examples are not intended to be  
2 exhaustive and the ELN Trust in fact objects to numerous other expenses. The  
3 expenses that the ELN Trust believes are credible are identified below.  
4

5 **B. THE LSN TRUST OWES THE ELN TRUST \$632,214.91 FOR**  
6 **THE BANONE PROPERTIES.**

7 Banone, LLC, is an entity that was owned/titled solely in the name of the ELN  
8 Trust. Banone, LLC owned a number of rental properties in Las Vegas located on  
9 the following streets: Anaconda, Baxter, Cambria, Churchill, Clover Blossom,  
10 Compass Rose, Concord Village, Guadalupe, Heather Ridge, Marnell, Rusty Ridge,  
11 Sawyer and Terra Bella.  
12

13 In or around June 2014, the ELN Trust (pursuant to Court order) transferred  
14 100% of its interest in Banone, LLC to the LSN Trust.<sup>56</sup> In so doing, Judge Sullivan  
15 ordered that Lynita/the LSN Trust “provide quarterly accountings to Eric and the  
16 ELN Trust regarding such properties.”<sup>57</sup> In or around May 2018, Judge Sullivan  
17 ordered the LSN Trust to return Banone, LLC to the ELN Trust.<sup>58</sup>  
18  
19  
20  
21  
22

---

23 <sup>56</sup> See Ex. 2 at 4:22-24 (“IT IS HEREBY ORDERED that the ELN Trust shall transfer,  
24 and execute any necessary deeds to transfer, the Lindell and Banone, LLC properties to the  
25 LSN Trust by no later than 5:00 p.m. on June 12, 2014.”).

26 <sup>57</sup> See Ex. 2 at 4:27-28.

27 <sup>58</sup> See Ex. 3 at 21-23 (“As the Nevada Supreme Court held that this Court’s finding of  
28 unjust enrichment was in error, the LSN Trust must transfer its 100% interest in the Banone,  
LLC Properties to the ELN Trust via Quitclaim Deed.”).

1 Although Lynita/the LSN Trust did not file quarterly accountings as ordered  
2 by Judge Sullivan, Lynita/the LSN Trust prepared and disclosed a series of “Post  
3 Appeal Disclosures” on October 4, 2017, February 16, 2018, March 12, 2018, May  
4 15, 2018, May 25, 2018, and September 13, 2018, that identified the rents, and the  
5 purported expenses paid by Lynita/the LSN Trust, between July 1, 2014-April 30,  
6 2018. As indicated *supra*, it is important to note that Lynita/the LSN Trust have failed  
7 to provide source documentation in the form of rental agreements, bank statements,  
8 invoices, canceled checks, etc. so the ELN Trust can verify whether the amounts  
9 reported by Lynita/the LSN Trust are accurate.  
10  
11

12  
13 For ease of reference, the ELN Trust has compiled the following chart, which  
14 was prepared from the calculations raised in Lynita/the LSN Trust’s Post Appeal  
15 Disclosures<sup>59</sup>, that identify the rent collected and the amount of expenses that the  
16 ELN Trust believes that Lynita/the LSN Trust should be credited for the time period  
17 July 1, 2014 – April 2018. For ease of reference, the expenses that the ELN Trust is  
18 amenable to are: taxes, insurance and some utilities.  
19  
20  
21  
22

---

23 <sup>59</sup> Because of the haphazard matter in which Lynita/the LSN Trust provided the Post  
24 Appeal Disclosures, including the information contained therein, the Charts attached as  
25 Exhibits 13 – 30 were prepared to assist this Court in determining the rents collected from  
26 each property, the expenses that the ELN Trust is accepting as reasonable, and the principal  
27 and interest that the ELN Trust contends is due and owing. Said Charts were prepared from  
28 reviewing Lynita/the LSN Trust’s: (1) Second Post Appeal Disclosure, (2) Third Post  
Appeal Disclosure, (3) Fourth Post Appeal Disclosure, (4) Fifth Post Appeal Disclosure, (5)  
Sixth Post Appeal Disclosure, (6) Seventh Post Appeal Disclosure, (7) Ninth Post Appeal  
Disclosure, and (8) Tenth Post Appeal Disclosure.



<u>PROPERTY</u>	<u>RENT</u>	<u>EXPENSES</u>	<u>PRINCIPLE</u>	<u>INTEREST</u>
Anaconda:	\$53,228.75	\$10,919.14	\$42,309.61	\$18,954.02 <sup>60</sup>
Baxter:	\$33,216.25	\$3,494.50	\$29,721.75	\$13,281.04 <sup>61</sup>
Cambria:	\$36,054.50	\$0	\$36,054.00	\$19,359.27 <sup>62</sup>
Churchill:	\$41,987.00	\$6,932.35	\$35,055.42	\$15,582.07 <sup>63</sup>
Clover Blossom:	\$45,054.50	\$8,432.66	\$36,621.84	\$16,384.72 <sup>64</sup>
Compass Rose:	\$41,165.02	\$6,656.35	\$34,508.67	\$15,067.79 <sup>65</sup>

<sup>60</sup> See Arrearage Calculation Summary for Anaconda from July 2014 – April 2018 attached hereto as **Exhibit 13**, which was compiled from Defendant, Lynita Sue Nelson's, Second Post Appeal Disclosure of Documents served on February 16, 2018 attached hereto as **Exhibit 12** at LSN000280; and Ex. 5 at LSN000354. The Court should note, in several months the LSN Trust did not receive the appropriate amount of rent and no explanation has been received. To avoid the cost of an evidentiary hearing, the ELN Trust will waive this issue and accept the values received by LSN Trust. If this matter proceeds to an evidentiary hearing, the ELN Trust will raise this issue and seek full rental proceeds.

<sup>61</sup> See Arrearage Calculation Summary for Baxter from July 2014 – April 2018 attached hereto as **Exhibit 14**, which was compiled from Ex. 13 at LSN000280 – LSN000281. It is important to note that Lynita/the LSN Trust failed to report rent collected for Baxter for the time period October 2015-April 2018. Since Lynita/the LSN Trust collected \$750.00 in rent in September 26, 2015, it is reasonable to assume that Lynita/the LSN Trust collected \$725 per month between October 2015-April 2018, which would equate to \$23,250.00. As such, the ELN Trust should be entitled to \$33,216.25.

<sup>62</sup> See Arrearage Calculation Summary for Cambria from July 2014 – April 2018 attached hereto as **Exhibit 15**, which was compiled from Ex. 13 at LSN000281 and Ex. 5 at LSN000354.

<sup>63</sup> See Arrearage Calculation Summary for Churchill from July 2014 – April 2018 attached hereto as **Exhibit 16**, which was compiled from Ex. 13 at LSN000281 – LSN000282 and Ex. 5 at LSN000354.

<sup>64</sup> See Arrearage Calculation Summary for Clover Blossom from July 2014 – April 2018 attached hereto as **Exhibit 17**, which was compiled from Ex. 13 at LSN000282 – LSN000283 and Ex. 5 at LSN000354.

<sup>65</sup> See Arrearage Calculation Summary for Compass Rose from July 2014 – April 2018 attached hereto as **Exhibit 18**, which was compiled from Ex. 13 at LSN000283 – LSN000284 and Ex. 5 at LSN000354 – LSN000355.

Concord Village:	\$36,557.25	\$7,437.26	\$29,139.99	\$12,444.37 <sup>66</sup>
Guadalupe:	\$37,308.00	\$5,796.43	\$31,571.57	\$14,298.85 <sup>67</sup>
Heather Ridge:	\$33,588.00	\$11,632.70	\$21,995.30	\$9,626.78 <sup>68</sup>
Marnell:	\$38,373.00	\$5,082.46	\$33,290.54	\$14,922.79 <sup>69</sup>
Rusty Ridge:	\$43,447.00	\$10,747.27	\$32,699.73	\$14,633.15 <sup>70</sup>
Sawyer:	\$38,905.00	\$6,614.30	\$32,290.70	\$14,426.75 <sup>71</sup>
Terra Bella:	\$46,864.00	\$6,862.97	\$40,001.03	\$17,973.16 <sup>72</sup>
<b>TOTALS:</b>	<b>\$525,748.27</b>	<b>\$90,608.39</b>	<b>\$435,260.15</b>	<b>\$196,954.76</b>

In light of the foregoing, the ELN Trust respectfully requests an order from this Court compelling Lynita/the LSN Trust to repay the ELN Trust \$435,260.15 in principle (which is the amount due and owing from Lynita/the LSN Trust minus the

<sup>66</sup> See Arrearage Calculation Summary for Concord Village from July 2014 – April 2018 attached hereto as **Exhibit 19**, which was compiled from Ex. 13 at LSN000284 – LSN000285 and Ex. 5 at LSN000355.

<sup>67</sup> See Arrearage Calculation Summary for Guadalupe from July 2014 – April 2018 attached hereto as **Exhibit 20**, which was compiled from Ex. 13 at LSN000285 and Ex. 5 at LSN000355.

<sup>68</sup> See Arrearage Calculation Summary for Heather Ridge from July 2014 – April 2018 attached hereto as **Exhibit 21**, which was compiled from Ex. 13 LSN000285 – LSN000286 and Ex. 5 at LSN000355. The documents disclosed by Lynita indicate that rent was collected on the Heather Ridge property through May 2018. Accordingly, the ELN Trust may seek to recovery of additional rent proceeds for the period of May 2018 and thereafter.

<sup>69</sup> See Arrearage Calculation Summary for Marnell from July 2014 – April 2018 attached hereto as **Exhibit 22**, which was compiled from Ex. 13 LSN000289 – LSN000290 and Ex. 5 at LSN000357.

<sup>70</sup> See Arrearage Calculation Summary for Rusty Ridge from July 2014 – April 2018 attached hereto as **Exhibit 23**, which was compiled from Ex. 13 at LSN000290 – LSN000291 and Ex. 5 at LSN000357.

<sup>71</sup> See Arrearage Calculation Summary for Sawyer from July 2014 – April 2018 attached hereto as **Exhibit 24**, which was compiled from Ex. 13 at LSN000291 – LSN000292 and Ex. 5 at LSN000357.

<sup>72</sup> See Arrearage Calculation Summary for Terra Bella from July 2014 – April 2018 attached hereto as **Exhibit 25**, which was compiled from Ex. 13 at LSN000292 – LSN000293 and Ex. 5 at LSN000357.

conceded deductions for certain expenses), plus interest in the amount of \$196,954.76 through June 20, 2023, for a total of \$632,214.91.

C. **THE LSN TRUST OWES THE ELN TRUST FOR THE RENT IT COLLECTED FROM THE LINDELL OFFICE IN THE AMOUNT OF AT LEAST \$147,667.90 PLUS INTEREST.**

Lindell is a multi-unit office complex located in Las Vegas that was owned 50% by the ELN Trust and 50% by the LSN Trust in 2009. As indicated *supra*, on June 3, 2013, Judge Sullivan entered his Decree which ultimately led to the ELN Trust transferring its 50% interest in Lindell to the LSN Trust. In so doing, the LSN Trust's interest in Lindell increased from 50% to 100%.

In regards to Lindell, Lynita/the LSN Trust admitted that they collected \$432,958.74 in rent from Lindell between December 31, 2014-February 9, 2021.<sup>73</sup>

Similar to the Banone, LLC properties, the ELN Trust concedes that some of the reported expenses are legitimate (*i.e.* taxes, insurance, etc.), and as such, the ELN

---

<sup>73</sup> See Arrearage Calculation Summary for Lindell from July 2014 – February 2021 attached hereto as **Exhibit 26**, which was compiled from Ex. 13 at LSN000286 – LSN000289, Ex. 5 at LSN000355 – LSN000356, Ex. 6 at LSN000597 – LSN000598 and Ex. 7 at LSN000600. Upon information and belief, Lynita/the LSN Trust has collected additional amounts from March 2021 through present, the exact amount of which has not been disclosed. As such, the ELN Trust expressly reserves its right to seek additional monies from Lynita/the LSN Trust if additional information regarding rents collected March 2021 through present is produced. Once again, because Lynita/the LSN Trust have failed to provide the bank statements and/or source documentation for the time period in question (despite repeated requests, and Judge Sullivan's April 19, 2018, Decision that required her to provide quarterly accountings "including any and all supporting documentation"), the ELN Trust has no way to verify the rents collected by Lynita/the LSN Trust. As such, the rent collected may be more than previously disclosed.

1 Trust agrees that Lynita/the LSN Trust should receive credit in the amount of  
2 \$137,602.94, which would decrease the collected rental proceeds to \$295,335.80.

3  
4 In light of the foregoing, the ELN Trust respectfully requests an order from  
5 this Court compelling Lynita/the LSN Trust to pay the ELN Trust \$147,667.90,  
6 which is 50% of the rent collected, plus interest in the amount of \$46,994.30, for a  
7 total of \$194,662.20.

8  
9 Once again, the ELN Trust reserves its right to seek additional monies should  
10 it be discovered that Lynita/the LSN Trust received additional rents that have yet to  
11 be disclosed. Additionally, should this matter proceed to trial, ELN Trust reserves  
12 the right to seek economic damages, and further dispute all “expenses” including  
13 those listed in the charts prepared by ELN Trust.

14  
15  
16 **D. THE ELN TRUST IS ENTITLED TO INTEREST ON AMOUNTS**  
17 **SET FORTH IN THIS COURT’S ORDER GRANTING IN PART**  
18 **MOTION FOR IMMEDIATE PAYMENT OF FUNDS**  
19 **BELONGING TO ELN TRUST.**

20 As indicated *supra*, in its Order Granting in Part Motion for Immediate  
21 Payment of Funds Belonging to ELN Trust entered on June 8, 2023, this Court found  
22 and ordered that Lynita/the LSN Trust repay the ELN Trust \$493,216.00 and reduced  
23 said amount to judgment. This Court also deferred its decision on whether the ELN  
24 Trust is entitled to interest on the \$493,216.00. As indicated in the ELN Trust’s  
25 Motion for Immediate Payment and Reply to Opposition to the ELN Trust’s Motion  
26 for Immediate Payment, the ELN Trust is entitled to interest on the \$493,216.00, and  
27  
28

Lynita/the LSN Trust have failed to introduce any legal authority to the contrary.<sup>74</sup>

The specific interest being requested as follows:

- Interest on the \$324,000 in the amount of \$179,041.10 through June 8, 2023;<sup>75</sup>
- Interest on the \$6,050.00 security deposit in the amount of \$3,258.79, through June 8, 2023;<sup>76</sup>
- Interest on the \$75,000.00 payment in the amount of \$ 41,272.09, through June 8, 2023;<sup>77</sup> and
- Interest from the \$88,166.00 Farmouth Promissory note in the amount of: \$41,656.63, through June 8, 2023.<sup>78</sup>

As indicated in the ELN Trust's Motion for Immediate Payment and Reply to Opposition to the ELN Trust's Motion for Immediate Payment, in order to avoid a fourth trial, the ELN Trust is willing to accept statutory interest, which equates to

---

<sup>74</sup> As this Court may recall, in their Opposition Lynita/the LSN Trust argued that NRAP 37 precluded the ELN Trust from collecting interest, however, said argument failed because in order for NRAP 37 to apply the Nevada Supreme Court must either affirm a money judgment or direct this Court to enter a money judgment, neither of which are present here. *See, e.g., Polk v. Armstrong*, 91 Nev. 557, 563, 540 P.2d 96, 100 (1975) (directing trial court to determine monetary damages and add interest); *Hellman v. Capurro*, 92 Nev. 314, 317, 549 P.2d 750, 752 (1976) (directing payment of specific monetary amount but no interest); *Mountain Shadows of Incline v. Kopsho*, 92 Nev. 599, 601, 555 P.2d 841, 842 (1976) (directing money judgement and interest); *Weaver v. State Indus. Ins. Sys.*, 104 Nev. 305, 306, 756 P.2d 1195, 1196 (1988) (affirming money judgment but not interest); *Schiff v. Winchell*, 126 Nev. 327, 330, 237 P.3d 99, 101 (2010) (affirming money judgment and interest). Either way, there must be a money judgment from the Nevada Supreme Court. Here, the Nevada Supreme Court vacated an order, but did not affirm or direct the entry of a money judgment. In fact, the Parties are still before this Court disputing the value of the property and the rents collected by Lynita/the LSN Trust between 2014-2018.

<sup>75</sup> See Arrearage Calculation Summary for the \$324,000.00 attached hereto as **Exhibit 27**.

<sup>76</sup> See Arrearage Calculation Summary for the \$6,050.00 attached hereto as **Exhibit 28**.

<sup>77</sup> See Arrearage Calculation Summary for \$75,000.00 attached hereto as **Exhibit 29**.

<sup>78</sup> See Arrearage Calculation Summary for \$88,166.00 attached hereto as **Exhibit 30**.

1 \$265,228.61 in interest through June 8, 2023. If, however, an additional trial is  
2 warranted regarding this issue the ELN Trust should be allowed to present evidence  
3 regarding its significant economic damages.  
4

### 5 **III. CONCLUSION**

6 For the reasons set forth above, the ELN Trust requests that this Court make  
7 and enter its Orders and Decrees as follows:  
8

9 • That this Court order Lynita/the LSN Trust to repay the ELN Trust the  
10 for the rents collected from BANONE, LLC in the amount of \$435,260.15 plus  
11 interest in the amount of \$196,954.76, for a total of \$632,214.91;  
12

13 • That this Court order Lynita/the LSN Trust to repay the ELN Trust the  
14 for 50% of the rents collected from the Lindell Office in the amount of \$147,667.90  
15 plus interest in the amount of \$46,994.30, for a total of \$194,662.20; and  
16

17 ///

18 ///

19 ///

20 ///

21 ///

22 ///

23 ///

24 ///

25 ///

- DATED this 20<sup>th</sup> day of June, 2023.

/s/ Jeffrey P. Luszeck

Jeffrey P. Luszeck, Esq. (#09619)  
[jluszeck@sdfnvlaw.com](mailto:jluszeck@sdfnvlaw.com)  
 9060 West Cheyenne Avenue  
 Las Vegas, Nevada 89129

*Attorneys for Matt Klabacka, Distribution  
Trustee of the ERIC L. NELSON NEVADA  
Trust dated May 30, 2001*



**CERTIFICATE OF SERVICE**

PURSUANT to NRCP 5(b), I HEREBY CERTIFY that on June 20, 2023, I caused to be served a true and correct copy of the **SUPPLEMENT TO MOTION FOR IMMEDIATE PAYMENT OF FUNDS BELONGING TO ELN TRUST**

to the following in the manner set forth below:

<input type="checkbox"/>	Hand Delivery
<input type="checkbox"/>	U.S. Mail, Postage Prepaid
<input type="checkbox"/>	Certified Mail, Receipt No.: _____
<input type="checkbox"/>	Return Receipt Request
<input checked="" type="checkbox"/>	E-Service through Odyssey eFileNV as follows:

Michelle A. Hauser, Esq.  
Hauser Family Law  
[michelle@hauserfamilylaw.com](mailto:michelle@hauserfamilylaw.com)

*Attorney for Plaintiff, Eric Nelson,  
Individually*


Curtis R. Rawlings, Esq.  
Pecos Law Group  
8925 South Pecos Road, Suite 14A  
Henderson, Nevada 89074  
[curtis@pecoslawgroup.com](mailto:curtis@pecoslawgroup.com)  
  
*Attorney for Lynita Sue Nelson and  
LSN Trust in an "Unbundled Capacity"*

Lynita S. Nelson  
P.O. Box 156-164  
10170 West Tropicana Avenue  
Las Vegas, NV 89147

*/s/ Alexandra Carnival*

\_\_\_\_\_  
An Employee of Solomon Dwiggin & Freer, Ltd.





Jeffrey P. Luszeck, Esq.  
Nevada State Bar No. 9619  
[jluszeck@sdfnvlaw.com](mailto:jluszeck@sdfnvlaw.com)  
SOLOMON DWIGGINS FREER & STEADMAN, LTD.  
9060 West Cheyenne Avenue  
Las Vegas, Nevada 89129  
Telephone: (702) 853-5483  
Facsimile: (702) 853-5485

*Attorneys for Matt Klabacka, Distribution  
Trustee of the ERIC L. NELSON NEVADA  
TRUST dated May 30, 2001*

**DISTRICT COURT  
CLARK COUNTY, NEVADA**

ERIC L. NELSON,

Plaintiff

Case No.: D-09-411537-D  
Dept.: O

vs.

LYNITA SUE NELSON, MATT  
KLABACKA, as Distribution Trustee of  
the ERIC L. NELSON NEVADA TRUST  
dated May 30, 2001,

Defendants

MATT KLABACKA, Distribution Trustee  
of the ERIC L. NESLON NEVADA  
TRUST dated May 30, 2001,

Cross-claimant,

vs.

LYNITA SUE NELSON,

Cross-defendant.

- 1
- 2
- 3
- 4
- 5
- 6
- 7
- 8
- 9
- 10
- 11
- 12
- 13
- 14
- 15
- 16
- 17
- 18
- 19
- 20
- 21
- 22
- 23
- 24
- 25
- 26
- 27
- 28

**DATED** this 27<sup>th</sup> day of July, 2023.

/s/ Jeffrey P. Luszeck

*Attorneys for Matt Klabacka, Distribution  
Trustee of the ERIC L. NELSON NEVADA  
TRUST dated May 30, 2001*



**CERTIFICATE OF SERVICE**

PURSUANT to NRCP 5(b), I HEREBY CERTIFY that on July 27, 2023, I caused to be served a true and correct copy of the **NOTICE OF ENTRY OF ORDER** to the following in the manner set forth below:

<input type="checkbox"/>	Hand Delivery
<input type="checkbox"/>	U.S. Mail, Postage Prepaid
<input type="checkbox"/>	Certified Mail, Receipt No.: _____
<input type="checkbox"/>	Return Receipt Request
<input checked="" type="checkbox"/>	E-Service through Odyssey eFileNV as follows:

Curtis R. Rawlings, Esq.  
Pecos Law Group  
8925 South Pecos Road, Suite 14A  
Henderson, Nevada 89074  
[curtis@pecoslawgroup.com](mailto:curtis@pecoslawgroup.com)

Stacy Howlett, Esq.  
Michaelson Law  
1746 W. Horizon Ridge Pkwy.  
Henderson, NV 89012  
[stacy@michaelsonlaw.com](mailto:stacy@michaelsonlaw.com)

*Attorney for Lynita Sue Nelson and  
LSN Trust in an "Unbundled  
Capacity"*

*Attorney for the Lynita S. Nelson  
Nevada Trust Dated May 30, 2001*

Michelle A. Hauser, Esq.  
HAUSER FAMILY LAW  
1489 West Warm Springs Road  
Suite 110  
Henderson, Nevada 89014  
[michelle@hauserfamilylaw.com](mailto:michelle@hauserfamilylaw.com)

*Attorney for Eric L. Nelson*

*/s/ Alexandra Carnival*

\_\_\_\_\_  
An Employee of Solomon Diggins & Freer, Ltd.

*Heather S. Linn*

CLERK OF THE COURT

Jeffrey P. Luszeck, Esq. (#9619)  
[jluszeck@sdfnlaw.com](mailto:jluszeck@sdfnlaw.com)  
SOLOMON DWIGGINS FREER & STEADMAN, LTD.  
9060 West Cheyenne Avenue  
Las Vegas, Nevada 89129  
Telephone: (702) 853-5483  
Facsimile: (702) 853-5485

*Attorneys for Matt Klabacka, Distribution  
Trustee of the ERIC L. NELSON NEVADA  
TRUST dated May 30, 2001*

**DISTRICT COURT  
CLARK COUNTY, NEVADA**

ERIC L. NELSON,

Plaintiff

vs.

Case No.: D-09-411537-D  
Dept.: O

LYNITA SUE NELSON, MATT KLABACKA,  
as Distribution Trustee of the ERIC L. NELSON  
NEVADA TRUST dated May 30, 2001,

Defendants

MATT KLABACKA, Distribution Trustee of the  
ERIC L. NELSON NEVADA TRUST dated May  
30, 2001,

Cross-claimant,

vs.

LYNITA SUE NELSON,

Cross-defendant.

**ORDER AFTER HEARING DENYING LYNITA S. NELSON'S MOTION TO RETAX  
COSTS; AND ORDER AWARDING ELN TRUST'S MEMORANDUM OF COSTS**

THIS MATTER having come before the District Court for oral argument on May 30, 2023  
and then for a Decision on its Chambers Calendar on July 24, 2023, on MATT KLABACKA,

DISTRIBUTION TRUSTEE OF THE ERIC L. NELSON NEVADA TRUST DATED MAY 30, 2001 (“ELN TRUST”), Verified Memorandum of Costs filed on February 6, 2023.

**FINDINGS OF FACT**

**THE COURT HEREBY FINDS** on October 12, 2021, the District Court entered a “Decision” regarding the ELN Trust’s “Motion for Summary Judgment, or Alternatively, Motion to Strike and/or Motion to Extend Deadline to File Rebuttal Expert Report and to Continue Trial” (“Motion for Summary Judgment”). Although in this Decision, the District Court denied the ELN Trust’s Motion for Summary Judgment, it identified concerns regarding the Defendants’ expert report as it relates to Defendant(s) claim there was a transmutation of separate property to community property. The District Court provided a ten-page analysis of the issues with the state of Defendants’ evidence and/or lack thereof.

On page 19 of the “Decision,” the District Court stated,

Therefore, this Court presumes that the following assets held by the SSSTs are characterized as the separate property of their respective trusts: (a) the Russel Road Property; (b) Lindell Office; (c) High Country Inn; (d) Tierra del Sol; (e) Tropicana Avenue Property; (f) Flamingo Property; (g) Brian Head Cabin; (h) Wyoming Horse Racing, Inc.; (i) the rental income attributed to Silver Slipper RV Park; and (j) the rental income attributable to the real property in Greenville, Mississippi.

**THE COURT FURTHER FINDS** on page 21 of the “Decision” the District Court also found:

N.R.S. § 123.180 provides that all property acquired by a child by gift, bequest, devise, or descent is the child’s own separate property, and neither parent is entitled to any interest therein. A minor child’s earnings and accumulations of earnings are the community property of the child’s parents unless relinquished to the child. *Id.*

This Court presumes that the payments made on behalf of the parties’ children from various business accounts held by the ELN Trust were transfers by the companies to the children.

This Court further presumes that prior to any of the companies making payments on behalf of the children, the money used to pay for the children’s expenses were the sole separate property of the respective companies held by the ELN Trust.

1 Since N.R.S. § 123.180 provides that “all property provided to a  
2 child by gift, bequest, devise, or descent” is the child’s own separate  
3 property, this Court presumes that the children held separate property  
4 interests in the money received from the companies held by the ELN Trust.

5 **THE COURT FURTHER FINDS** although the District Court outlined the issues with  
6 Defendants evidence and denied the Motion for Summary Judgment, it allowed Defendants to elect  
7 to proceed to trial and hear all of the evidence. Although the District Court denied the ELN Trust’s  
8 Motion for Summary Judgment, the ultimate decision to proceed to a protracted trial, was the sole  
9 decision of Defendants, Lynita and the LSN Trust.

10 **THE COURT FURTHER FINDS** on January 31, 2023, the District Court entered its  
11 “Decision Regarding the Characterization of Management Fees” and “Decision Denying Plaintiff’s  
12 Motion to Correct, Clarify, Alter, or Amend; and Denying Defendant’s Motion to Correct, Clarify,  
13 and/or Reconsider.” The District Court previously entered its “Decision and Order” on June 29,  
14 2022.

15 **THE COURT FURTHER FINDS** the District Court’s “Decision and Order” entered on  
16 June 29, 2022, was entered after nine days of an evidentiary hearing. The District Court heard  
17 evidence on March 28, 2022, March 29, 2022, March 30, 2022, March 31, 2022, April 1, 2022,  
18 April 6, 2022, April 7, 2022, April 27, 2022, and April 28, 2022.

19 **THE COURT FURTHER FINDS** pursuant to the District Court’s “Decision and Order”  
20 entered on June 29, 2022, the District Court determined there was no community property and there  
21 was never a transmutation of community property in the properties and businesses known as  
22 Wyoming Downs, Cleopatra, Hacienda Casita, Evanston Horse Racing Inc, Wyoming Downs  
23 Rodeo, Russell Road, Lindell Office, High Country Inn, Tierra Del Sol, Tropicana Avenue  
24 Property, Flamingo Property, Brian Head Cabin, and Harbor Hills.

25 **THE COURT FURTHER FINDS** the “Decision and Order” was entered on June 29, 2022,  
26 with the filing of a Notice of Entry of Order.  
27  
28

1           **THE COURT FURTHER FINDS** on January 31, 2023, a Notice of Entry of Order was  
2 filed with the District Court regarding “Decision Regarding the Characterization of Management  
3 Fees.” In this Decision, the District Court found that Defendants had not met their legal burden by  
4 clear and convincing evidence regarding Management Fees for Silver Slipper and Lindell. The  
5 Court further found the Defendants did not show by clear and convincing evidence that the  
6 management fees were Eric L. Nelson’s personal income.  
7

8           Based upon the findings of the District Court, the Court ordered the management fees for  
9 Silver Slipper and Lindell Professional Plaza were deemed to be the separate property of the ELN  
10 Trust.  
11

12           **THE COURT FURTHER FINDS** with the entry of the “Decision and Order” entered on  
13 June 29, 2022, and the “Decision Regarding the Characterization of Management Fees” entered on  
14 January 31, 2023, all issues presented at the evidentiary hearing conducted over ten days were  
15 resolved.  
16

17           **THE COURT FURTHER FINDS** on February 6, 2023, the ELN Trust filed its “Verified  
18 Memorandum of Costs.” Pursuant to the “Verified Memorandum of Costs” the ELN Trust  
19 requested the Defendant, Lynita Nelson, in her Capacity, and the LSN Trust pay costs in the amount  
20 of \$78,051.18.  
21

22           **THE COURT FURTHER FINDS** attached to the “Verified Memorandum of Costs” were  
23 the following statements for the Court’s consideration:  
24

- 25           1.     Billing Statements from RubinBrown-Exhibit 1;
- 26           2.     “Detail Cost Transaction File List.” Included in this documentation was canceled  
27 checks and invoices-Exhibit 2;
- 28           3.     An itemization of all Copy Chargers-Exhibit 3;
4.     An itemization of all Scan Charges- Exhibit 4

5. An itemization of all Laser Copy Charges –Exhibit 5 \$ 3,120.66
6. An itemization of all Postage-Exhibit 6 \$
7. An itemization of all Filing Fees- Exhibit 7
8. An itemization of all Westlaw Legal Research-Exhibit 8
9. An itemization of all Courier Expenses-Exhibit 9, and
10. An itemization of Transcription Fees-Exhibit 10 \$ 366.00.

**THE COURT FURTHER FINDS** the requested costs were all supported with the appropriate documentation for the requested costs.

**THE COURT FURTHER FINDS**, as discussed below, Defendant objected to the cost incurred by the ELN Trust. Defendants did not object to the documentation presented by the ELN Trust in support of its requested relief but, as will be discussed below, Defendants objected to the reasonableness of the cost.

**THE COURT FURTHER FINDS** on February 9, 2023, Defendant filed, “Defendant, Lynita S. Nelson’s, Motion to Retax Cost.” Defendant, Lynita S. Nelson, filed her Motion to Retax in her individual capacity and not in her capacity as Investment Trustee of the LSN Trust.

**THE COURT FURTHER FINDS** in reviewing the pleadings in this case; since the LSN Trust and ELN Trust became parties to the action, all pleading filed on behalf of Lynita in her individual capacity and on behalf of the LSN Trust, were filed by The Dickerson Karacsonyi Law Group.

**THE DISTRICT COURT FURTHER FINDS** the “Decision and Order” entered on June 29, 2023, and the “Decision Regarding the Characterization of Management Fees” entered on January 31, 2023, denote “Lynita Nelson in her individual capacity as well as her capacity as the investment trustee of the LSN Trust, represented by her counsel Josef Karacsonyi, Esq., and Natalie Karacsonyi. Esq.”





1 represented by Counsel at the evidentiary hearing in this manner. The LSN Trust was represented  
2 by the same counsel as the Defendant, Lynita S. Nelson, in her Individual Capacity.

3 5. As the LSN Trust was represented by Counsel, the LSN Trust should have filed a  
4 timely motion to retax as required by NRS 18.110(4), however, it failed to do so.

5 6. EDCR 5.503 (b) provides: failure of an opposing party to serve and file a written  
6 opposition may be construed as an admission that the motion is meritorious and a consent that it be  
7 granted. Although a “Verified Memorandum of Cost” as required pursuant to NRS18.110 (4) may  
8 not be a “motion,” the language in NRS 18.110(4) requires a party to respond by filing a motion to  
9 retax. LSN’s failure to file a motion to retax acts similarly to a party failing to oppose a motion.

10 7. Thus, pursuant to EDCR 5.503(b) LSN’s failure to file a motion to retax is an  
11 admission that the ELN Trust’s “Verified Memorandum of Costs” is meritorious and consent to the  
12 granting of the “Verified Memorandum of Costs.”

13 8. As the LSN Trust did not file a timely motion/memorandum to retax, the LSN Trust  
14 has waived any objections to the costs requested by the ELN Trust.

15 9. A District Court may award attorney fees to a prevailing party when it finds that the  
16 opposing party brought or maintained a claim without reasonable grounds. NRS 18.010(2)(b). The  
17 court shall liberally construe the provisions of this paragraph in favor of awarding attorney's fees  
18 in all appropriate situations. See Nev. Rev. Stat. Ann. § 18.010.

19 10. For purposes of NRS 18.010(2)(b), a claim is frivolous or groundless if there is no  
20 credible evidence to support it. *Semenza v. Caughlin Crafted Homes*, 111 Nev. 1089, 1095, 901  
21 P.2d 684, 687-88 (1995).

22 11. While the District Court has discretion to award attorney fees under NRS  
23 18.010(2)(b), there must be evidence supporting the District Court’s finding that the claim or  
24 defense was unreasonable or brought to harass.” *Bower v. Harrah's Laughlin, Inc.*, 125 Nev. 470,

493, 215 P.3d 709, 726 (2009), holding modified by *Garcia v. Prudential Ins. Co. of Am.*, 129 Nev. 15, 293 P.3d 869 (2013). A claim is frivolous or groundless if there is no credible evidence to support it. *Capanna v. Orth*, 134 Nev. Adv. Op. 108, 432 P.3d 726, 734 (2018).

12. NRS 18.020 provides:

**Cases in which costs allowed prevailing party.** Costs must be allowed of course to the prevailing party against any adverse party against whom judgment is rendered, in the following cases:

1. In an action for the recovery of real property or a possessory right thereto.
2. In an action to recover the possession of personal property, where the value of the property amounts to more than \$2,500. The value must be determined by the jury, court or master by whom the action is tried.
3. In an action for the recovery of money or damages, where the plaintiff seeks to recover more than \$2,500.
4. In a special proceeding, except a special proceeding conducted pursuant to NRS 306.040.
5. In an action which involves the title or boundaries of real estate, or the legality of any tax, impost, assessment, toll or municipal fine, including the costs accrued in the action if originally commenced in a Justice Court. (Emphasis Added).

13. A party prevails in an action “if it succeeds on any significant issue in litigation,” it need not prevail on all claims to be the prevailing party. *Las Vegas Metro. Police Dep’t v. Blackjack Bonding, Inc.*, 131 Nev. 80, 90, 343 P.3d 608, 615 (2015) (emphasis omitted) (quoting *Valley Elec. Assn v. Overfield*, 121 Nev. 7, 10, 106 P.3d 1198, 1200 (2005)).

14. On remand the issues that the District Court adjudicated fall squarely within NRS 18.020. Specifically, Lynita/the LSN Trust were seeking: (1) “recovery of real property or a possessory right thereto,” *see* NRS 18.020(1), (2) personal property in excess of \$2,500, *see* NRS 18.020(2), (3) recovery of money or damages in excess of \$2,500, *see* NRS 18.020(3).

15. Lynita’s contention that this is strictly a “family law” matter and that any and all other civil/trust law should be disregarded is contrary to *Klabacka v. Nelson*, 133 Nev. 164, 394 P.3d 940 (2017), wherein the Nevada Supreme Court repeatedly relied upon Titles 12 and 13 to adjudicate issues relating to the Trusts.

1           16.     Although this case “was initiated as a divorce proceeding under NRS Chapter 125,”  
2 the District Court must still apply the Nevada Rules of Civil Procedure, Titles 12 and 13, etc. as it  
3 relates to matters outside of the scope of NRS 3.223 and NRS 125.

4           17.     EDCR 5.219 provides: Sanctions may be imposed against a party, counsel, or other  
5 person, after notice and an opportunity to be heard, for unexcused intentional or negligent conduct  
6 including but not limited to: (a) Presenting a position that is obviously frivolous, unnecessary, or  
7 unwarranted; (b) Multiplying the proceedings in a case so as to increase costs unreasonably and  
8 vexatiously; (c) Failing to prepare for a proceeding; (d) Failing to appear for a proceeding; (e)  
9 Failing or refusing to comply with these rules; or (f) Failing or refusing to comply with any order  
10 or directive of the court.  
11

12           18.     Pursuant to the October 2021 “Decision,” Lynita and the LSN Trust were on notice  
13 they were unable to meet their burden of proof as discussed in the District Court’s Findings. Despite  
14 knowing this well in advance of the evidentiary hearing, the LSN Trust and Lynita elected to  
15 proceed forward with the evidentiary hearing.  
16

17           19.     Ultimately, after hearing all of the evidence, Lynita and the LSN Trust did not  
18 prevail on any of the issues heard during the evidentiary hearing. As indicated above, this was  
19 known to Lynita and the LSN Trust well in advance of the evidentiary hearing, and yet, they elected  
20 to proceed to trial.  
21

22           20.     The ELN Trust was the prevailing party.

23           21.     The decision to proceed to a trial/evidentiary knowing you cannot meet your  
24 evidentiary basis is the definition of a frivolous or a groundless claim.

25           22.     NRS 18.005(5) provides: Reasonable fees of not more than five expert witnesses in  
26 an amount of not more than \$1,500 for each witness, unless the court allows a larger fee after  
27  
28

1 determining that the circumstances surrounding the expert's testimony were of such necessity as to  
2 require the larger fee.

3 23. Here, the ELN Trust expert fees were \$47,461.86. This was a necessary expense  
4 given the nature of this litigation. This litigation commenced in 2009 with a final ruling being  
5 entered in 2023. During the 14 years of litigation, this matter has been appealed multiple times,  
6 including separate and distinct Writs being filed. The nature of the post-remand litigation was  
7 complex and required the review of financial records for multiple legal identities and real properties.  
8

9 24. The LSN Trust and Lynita likewise hired an expert. In reviewing the information  
10 provided to the District Court in Lynita's request for attorney's fees, it appears Lynita and the LSN  
11 Trust paid their expert more than the ELN Trust paid its expert.

12 25. Thus, for these reasons, the District Court accepts the expert fees in the amount of  
13 \$47,461.86.  
14

15 26. Pursuant to NRS 18.005 the fees for a Process Server in the amount of \$160.00,  
16 Postage Fees in the amount of \$12.12, Filing Fees in the amount of \$520.44, Courier Fees in the  
17 amount of \$296.00 and Transcription Fees in the amount of \$366.00 are reasonable.

18 27. Pursuant to NRS 18.005, one-half of the fees for Westlaw Legal Research in the  
19 total amount of \$21,995.75 are reasonable. Although there are free research tools the ELN Trust  
20 could have used to conduct its research as asserted by Lynita, given the complexity of the issues  
21 presented throughout this litigation, it can be reasonably expected that the ELN Trust would incur  
22 research fees in the amount of \$10,998.00.  
23

24 28. Pursuant to NRS 18.005(17), ELN Trust's request for "Outside" Laser Copy  
25 Charges in the amount of \$3,120.66 are reasonable.

26 **NOW, THEREFORE, BASED UPON THE ABOVE FINDINGS AND**  
27 **CONCLUSIONS,**  
28

Pratt Council

AA3748

1 **CSERV**

2  
3 DISTRICT COURT  
CLARK COUNTY, NEVADA

4  
5  
6 Eric L Nelson, Plaintiff

CASE NO: D-09-411537-D

7 vs.

DEPT. NO. Department O

8 Lynita Nelson, Defendant.  
9

10 **AUTOMATED CERTIFICATE OF SERVICE**

11 This automated certificate of service was generated by the Eighth Judicial District  
12 Court. The foregoing Order was served via the court's electronic eFile system to all  
13 recipients registered for e-Service on the above entitled case as listed below:

14 Service Date: 7/27/2023

15 Jeffrey Luszeck

jluszeck@sdfnvlaw.com

16 Sherry Curtin-Keast

skeast@sdfnvlaw.com

17 "James J. Jimmerson, Esq." .

jjj@jimmersonlawfirm.com

18 "Rhonda K. Forsberg, Esq." .

Rforsberg@forsberg-law.com

19 Kimberly Stewart .

ks@jimmersonlawfirm.com

20 Larry Bertsch .

larry@llbcpa.com

21 Mandi Weiss- Legal Assistant .

Mweiss@Forsberg-law.com

22 Nick Miller .

nick@llbcpa.com

23 Shahana Polselli .

sp@jimmersonlawfirm.com

24 Shari Aidukas .

shari@dickersonlawgroup.com

25 The Dickerson Karacsonyi Law Group .

info@thedklawgroup.com